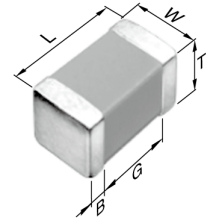


C2012CH2A222K085AA



TDK item description C2012CH2A222KT****

Applications	Commercial Grade
Feature	Mid Voltage (100 to 630V)
Series	C2012 [EIA 0805]
Status	Production (Not Recommended for New Design)



Dimensions in mm

Size	
Length(L)	2.00mm ±0.20mm
Width(W)	1.25mm ±0.20mm
Thickness(T)	0.85mm ±0.15mm
Terminal Width(B)	0.20mm Min.
Terminal Spacing(G)	0.50mm Min.
Recommended Land Pattern (PA)	1.00mm to 1.30mm(Flow Soldering)
	0.90mm to 1.20mm(Reflow Soldering)
Recommended Land Pattern (PB)	1.00mm to 1.20mm(Flow Soldering)
	0.70mm to 0.90mm(Reflow Soldering)
Recommended Land Pattern (PC)	0.80mm to 1.10mm(Flow Soldering)
	0.90mm to 1.20mm(Reflow Soldering)

Electrical Characteristics	
Capacitance	2.2nF ±10%
Rated Voltage	100VDC
Temperature Characteristic	CH(0±60ppm/°C)
Q (Min.)	1000
Insulation Resistance (Min.)	10000MΩ

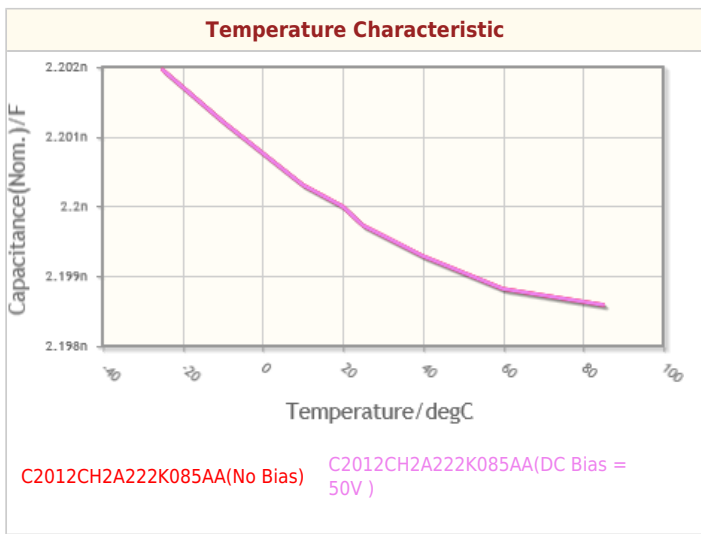
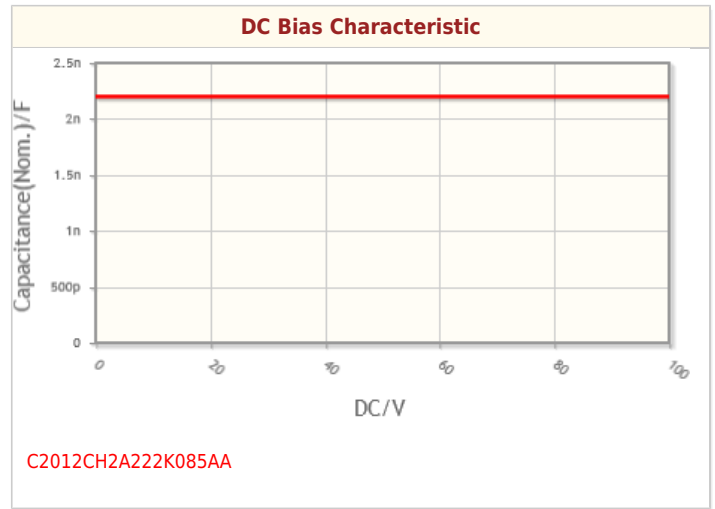
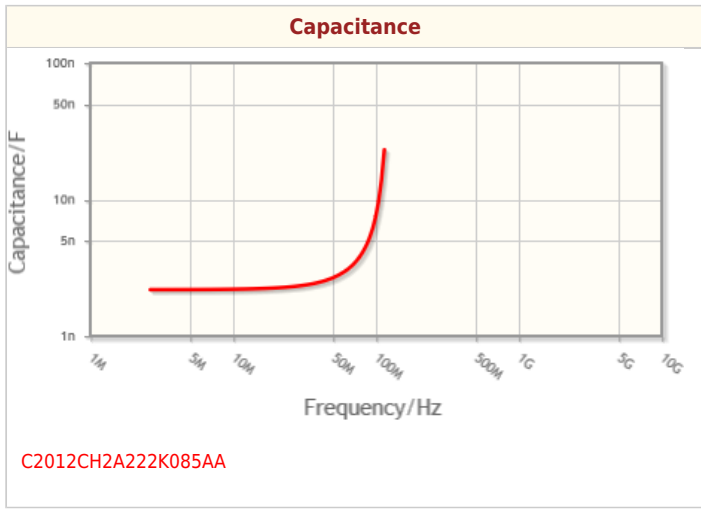
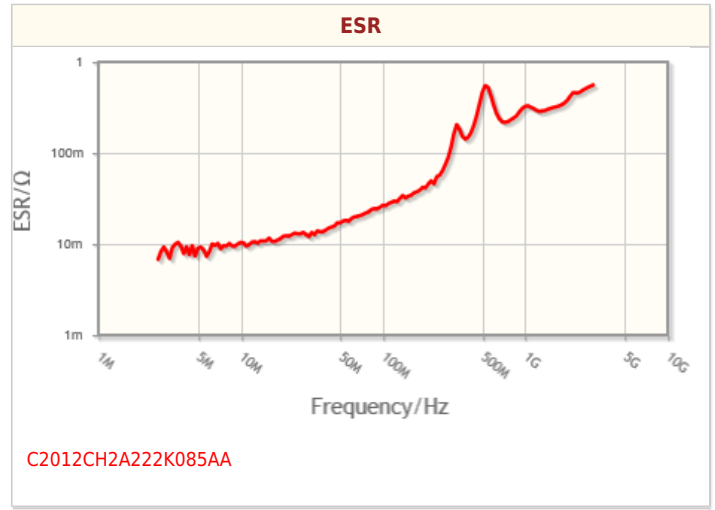
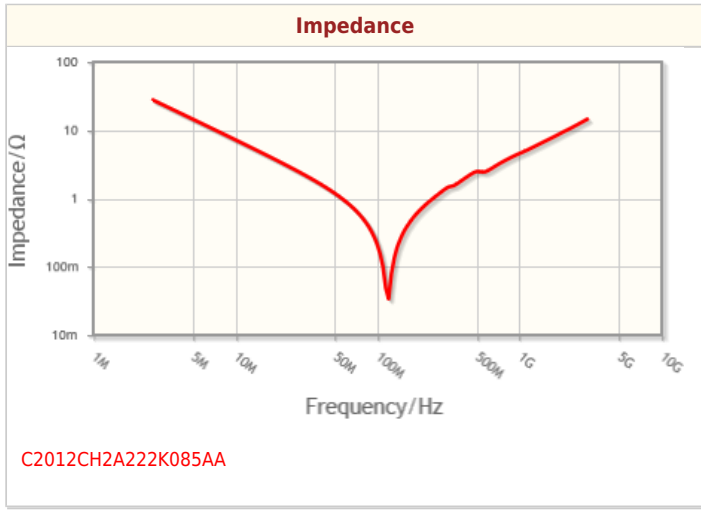
Other	
Soldering Method	Wave (Flow)
	Reflow
AEC-Q200	No
Packing	Punched (Paper)Taping [180mm Reel]
Package Quantity	4000pcs

! Images are for reference only and show exemplary products.
! This PDF document was created based on the data listed on the TDK Corporation website.
! All specifications are subject to change without notice.

C2012CH2A222K085AA



Characteristic Graphs(This is reference data, and does not guarantee the products characteristics.)

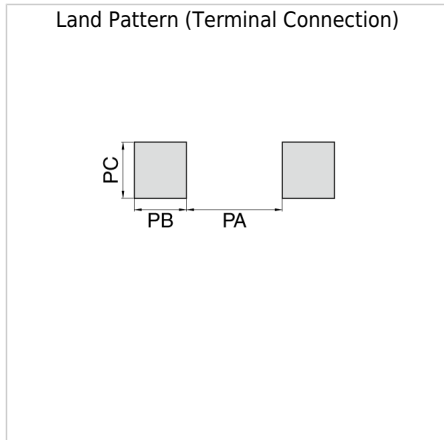


! Images are for reference only and show exemplary products.
! This PDF document was created based on the data listed on the TDK Corporation website.
! All specifications are subject to change without notice.

C2012CH2A222K085AA



Associated Images



! Images are for reference only and show exemplary products.
! This PDF document was created based on the data listed on the TDK Corporation website.
! All specifications are subject to change without notice.