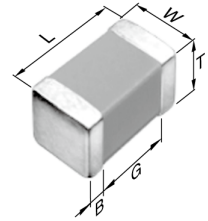


C0402C0G1C101K020BC



TDK item description C0402C0G1C101KT****

Applications	Commercial Grade
Feature	General General (Up to 50V)
Series	C0402 [EIA 01005]
Status	Production (Not Recommended for New Design)



Dimensions in mm

Size	
Length(L)	0.40mm ±0.02mm
Width(W)	0.20mm ±0.02mm
Thickness(T)	0.20mm ±0.02mm
Terminal Width(B)	0.07mm Min.
Terminal Spacing(G)	0.14mm Min.
Recommended Land Pattern (PA)	0.15mm to 0.25mm
Recommended Land Pattern (PB)	0.15mm to 0.25mm
Recommended Land Pattern (PC)	0.15mm to 0.25mm

Electrical Characteristics	
Capacitance	100pF ±10%
Rated Voltage	16VDC
Temperature Characteristic	C0G(0±30ppm/°C)
Q (Min.)	1000
Insulation Resistance (Min.)	10000MΩ

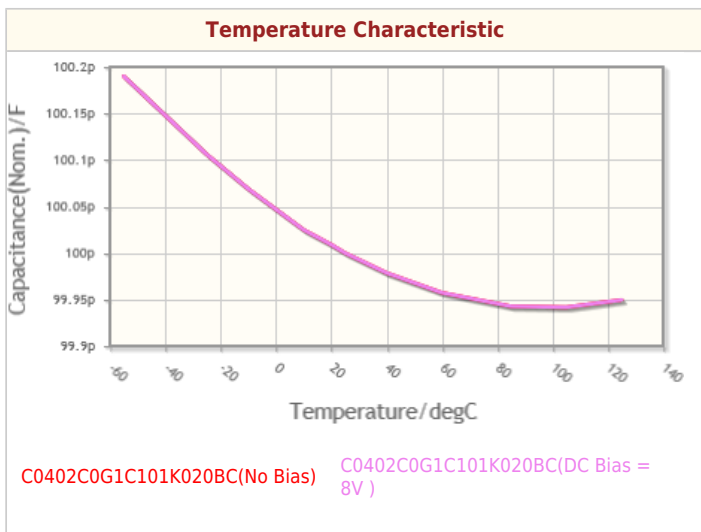
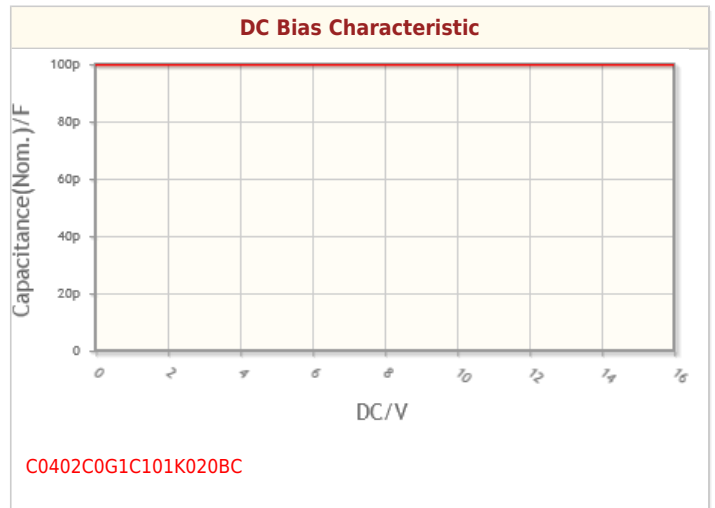
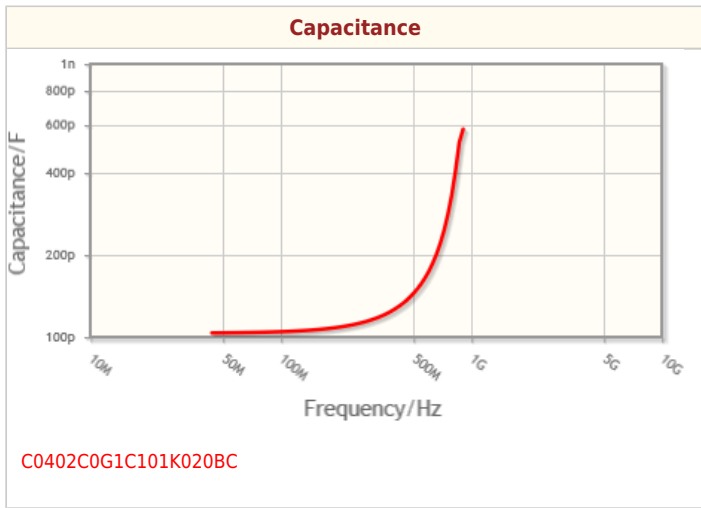
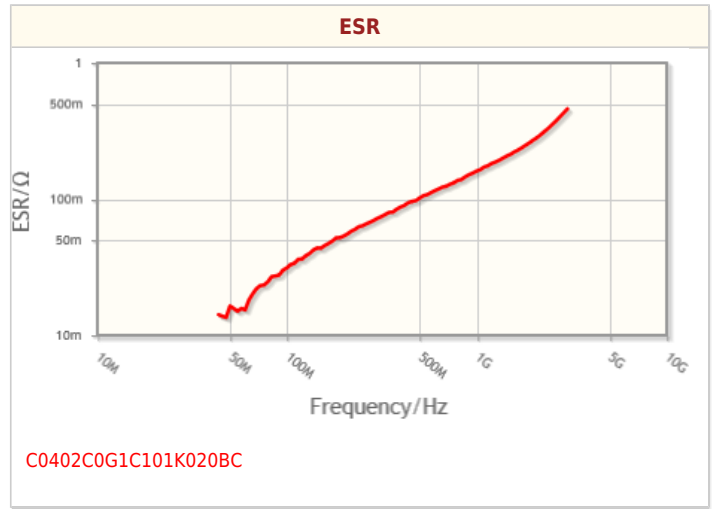
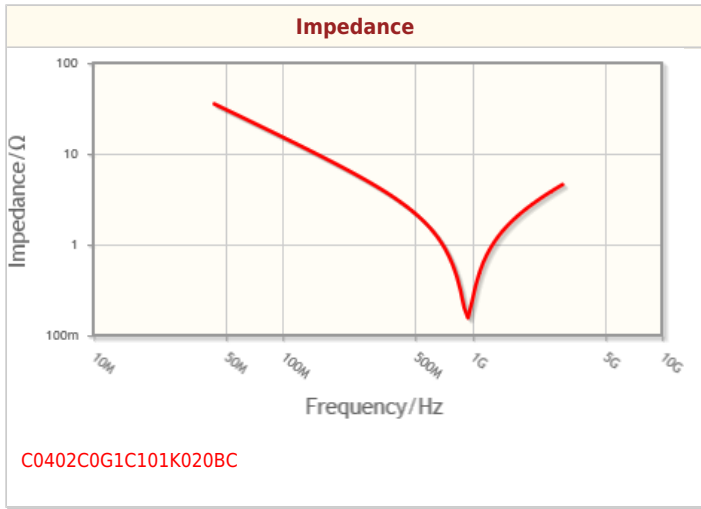
Other	
Soldering Method	Reflow
AEC-Q200	No
Packing	Punched (Paper)Taping [180mm Reel]
Package Quantity	20000pcs

! Images are for reference only and show exemplary products.
! This PDF document was created based on the data listed on the TDK Corporation website.
! All specifications are subject to change without notice.

C0402C0G1C101K020BC



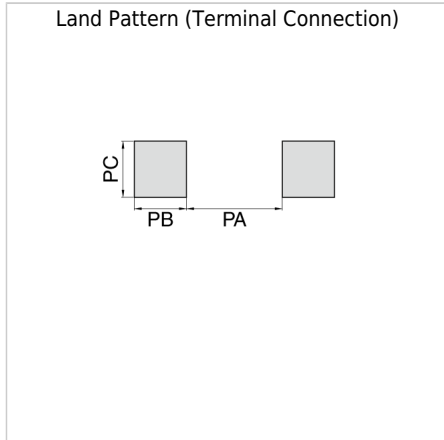
Characteristic Graphs(This is reference data, and does not guarantee the products characteristics.)



! Images are for reference only and show exemplary products.
! This PDF document was created based on the data listed on the TDK Corporation website.
! All specifications are subject to change without notice.



Associated Images



! Images are for reference only and show exemplary products.
! This PDF document was created based on the data listed on the TDK Corporation website.
! All specifications are subject to change without notice.