

THIS DRAWING IS UNPUBLISHED. RELEASED FOR PUBLICATION 20  
 © COPYRIGHT 20 BY - ALL RIGHTS RESERVED.

LOC	DIST	REVISIONS					
ES	00	P	LTR	DESCRIPTION	DATE	DWN	APVD
		F		REVISED	03DEC2012	DZ	AC

XFP CAGE  
 MAT'L: COPPER ALLOY  
 FINISH: TIN

INTERMEDIATE REAR EMI GASKET;  
 MAT'L: COPPER ALLOY  
 FINISH: TIN

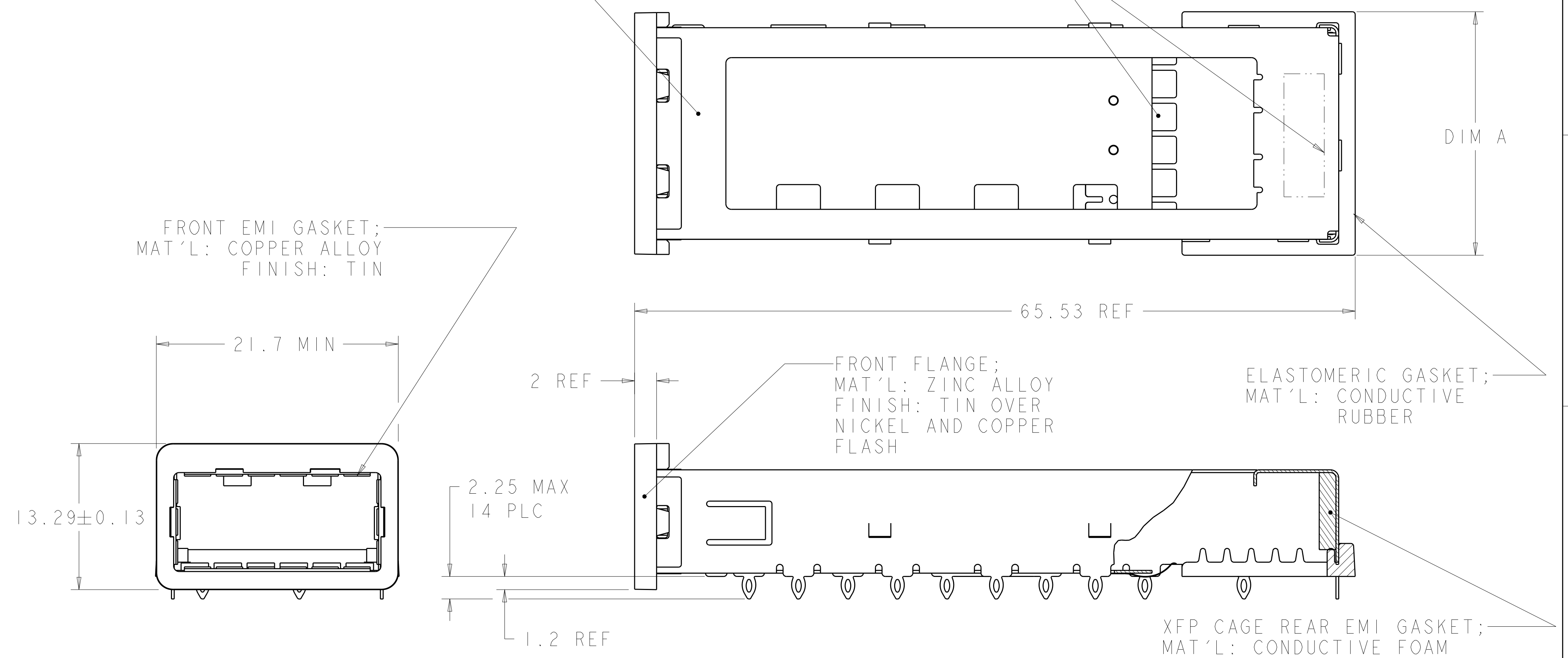
DATE CODE APPROXIMATE LOCATION

FRONT EMI GASKET;  
 MAT'L: COPPER ALLOY  
 FINISH: TIN

FRONT FLANGE;  
 MAT'L: ZINC ALLOY  
 FINISH: TIN OVER  
 NICKEL AND COPPER  
 FLASH

ELASTOMERIC GASKET;  
 MAT'L: CONDUCTIVE  
 RUBBER

XFP CAGE REAR EMI GASKET;  
 MAT'L: CONDUCTIVE FOAM



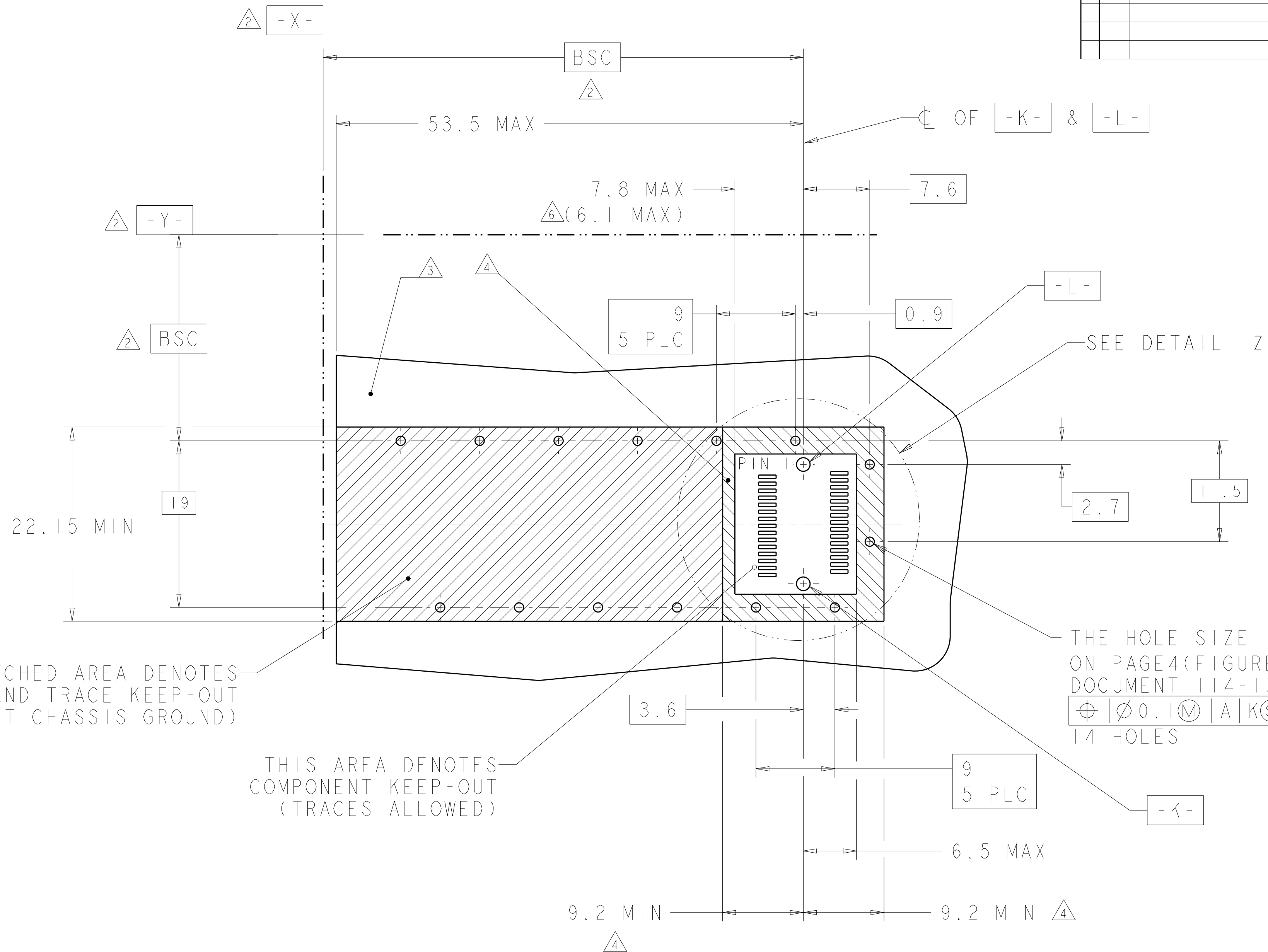
- ① MATES WITH XFP-MSA COMPLIANT TRANSCEIVERS.
- ② DATUM -X- AND -Y- ESTABLISHED BY CUSTOMER.
- ③ DATUM -A- IS TOP SURFACE OF HOST BOARD.
- ④ INDICATED SURFACES TO BE CONDUCTIVE AND CONNECTED TO CHASSIS GROUND.
- ⑤ THE PART IS PRELIMINARY
- ⑥ THE SELECTIVE DIMENSION 6.1 MAX ONLY FOR CUSTOMER HUAWEI

⑤	22 MAX	NO	1489951-4
	23 MAX	YES	1489951-2
	23 MAX	NO	1489951-1
	DIM A	DATE CODE	PART NUMBER

THIS DRAWING IS A CONTROLLED DOCUMENT.		DWN D. STAHL 14AUG02	<b>STE</b> TE Connectivity	
DIMENSIONS: mm		CHK J. KOPPENHEFFER 15JAN04		
TOLERANCES UNLESS OTHERWISE SPECIFIED:		APVD M. WALMSLEY 15JAN04	NAME CAGE ASSEMBLY, 10 GIGABIT, XFP	
0 PLC ±.1		PRODUCT SPEC 108-2127	SIZE A200779	
1 PLC ±.01		APPLICATION SPEC 114-13096	DRAWING NO C-1489951	
2 PLC ±.001		WEIGHT -	RESTRICTED TO -	
3 PLC ±.0001		Customer Drawing	SCALE 4	
4 PLC ±.0001			SHEET 1 OF 3	
ANGLES ±			REV F	
FINISH				

THIS DRAWING IS UNPUBLISHED. RELEASED FOR PUBLICATION 20  
 © COPYRIGHT 20 BY - ALL RIGHTS RESERVED.

LOC	DIST	REVISIONS					
ES	00	P	LTR	DESCRIPTION	DATE	DWN	APVD
		-		SEE SHEET 1	-	-	-



CROSS-HATCHED AREA DENOTES COMPONENT AND TRACE KEEP-OUT (EXCEPT CHASSIS GROUND)

THIS AREA DENOTES COMPONENT KEEP-OUT (TRACES ALLOWED)

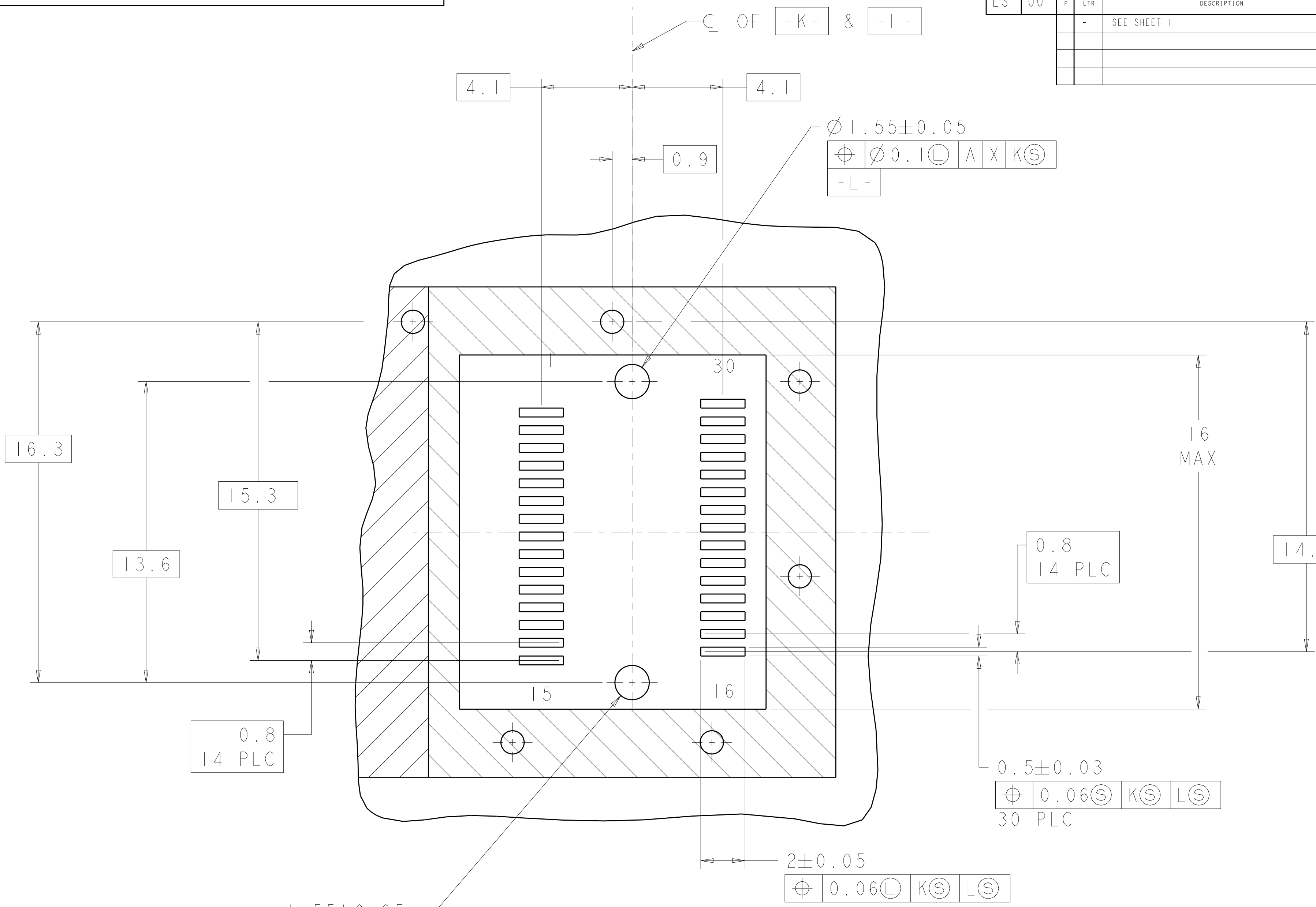
THE HOLE SIZE IS RECOMMENDED ON PAGE 4 (FIGURE 3) OF TE DOCUMENT 114-13096  
 $\varnothing 0.1 \text{ (M)}$  | A | K | S | L | S  
 14 HOLES

# DETAILED HOST BOARD MECHANICAL LAYOUT

THIS DRAWING IS A CONTROLLED DOCUMENT.		DWN D. STAHL 14AUG02	TE Connectivity	
DIMENSIONS: mm		CHK J. KOPPENHEFFER 15JAN04		
TOLERANCES UNLESS OTHERWISE SPECIFIED:		APVD M. WALMSLEY 15JAN04	NAME CAGE ASSEMBLY, 10 GIGABIT, XFP	
0 PLC ±- 1 PLC ±.1 2 PLC ±.01 3 PLC ±.001 4 PLC ±.0001 ANGLES ±- FINISH ±-		PRODUCT SPEC 108-2127	RESTRICTED TO	
MATERIAL		APPLICATION SPEC 114-13096	SIZE A200779	DRAWING NO C-1489951
		WEIGHT	SCALE 4 SHEET 2 OF 3 REV F	
		Customer Drawing		

THIS DRAWING IS UNPUBLISHED. RELEASED FOR PUBLICATION 20  
 © COPYRIGHT 20 BY - ALL RIGHTS RESERVED.

LOC	DIST	REVISIONS					
ES	00	P	LTR	DESCRIPTION	DATE	DWN	APVD
		-		SEE SHEET 1	-	-	-



$1.55 \pm 0.05$   
 $\phi \phi 0.1 \text{ (L) A X Y}$   
 -K-

DETAIL Z  
 SCALE 8:1

# DETAILED HOST BOARD MECHANICAL LAYOUT

THIS DRAWING IS A CONTROLLED DOCUMENT.		DWN D. STAHL 14AUG02	TE Connectivity	
DIMENSIONS: mm		CHK J. KOPPENHEFFER 15JAN04		
TOLERANCES UNLESS OTHERWISE SPECIFIED:		APVD M. WALMSLEY 15JAN04	NAME CAGE ASSEMBLY, 10 GIGABIT, XFP	
0 PLC ±.1	1 PLC ±.01	PRODUCT SPEC 108-2127	SIZE A200779	
2 PLC ±.001	3 PLC ±.0001	APPLICATION SPEC 114-13096	DRAWING NO C-1489951	
4 PLC ±.0001	ANGLES ±.	WEIGHT -	RESTRICTED TO -	
FINISH		Customer Drawing	SCALE 4	SHEET 3 OF 3