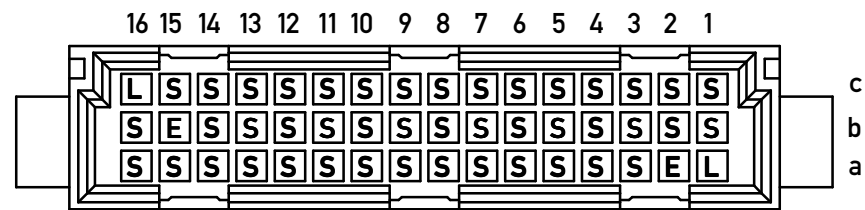
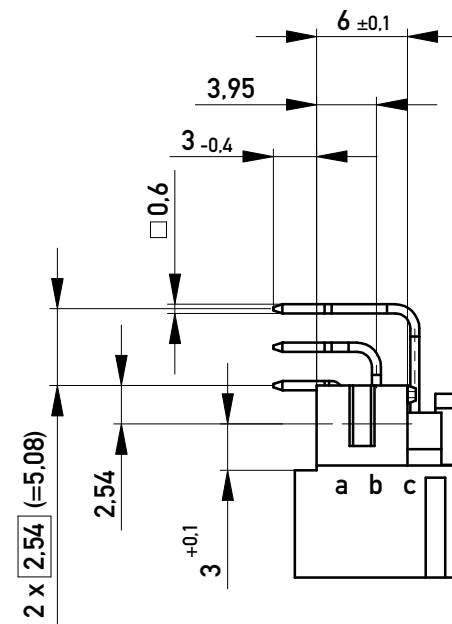
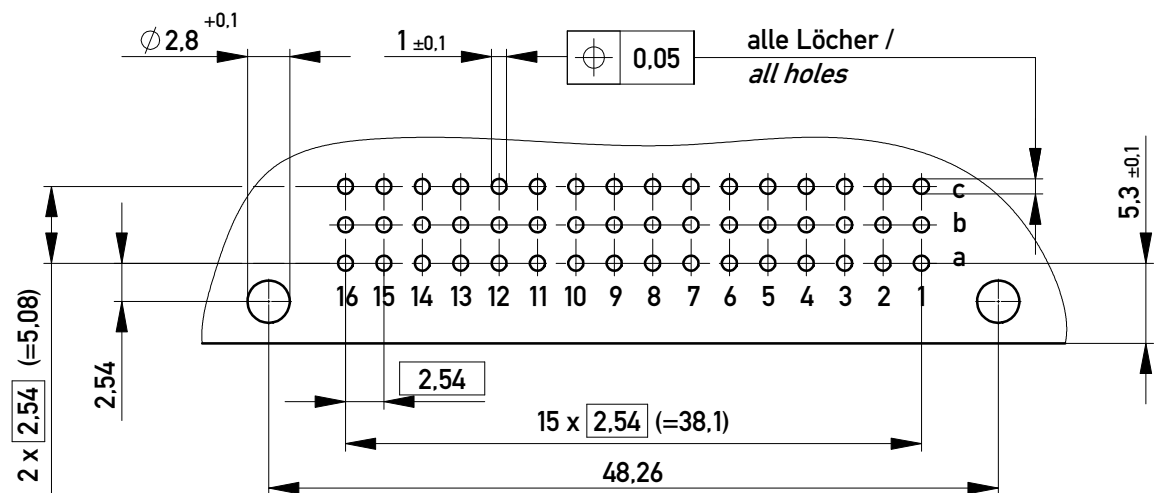


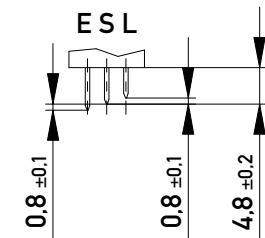
Bestückungsplan / contact layout



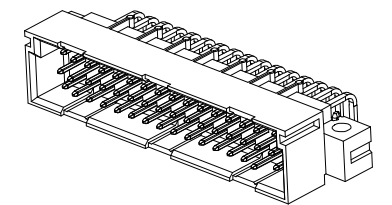
Leiterplatten- Lochbild / PCB drillhole pattern



Stecklänge / mating length



E = early mate, late break / voreilend  
 S = standard  
 L = late mate, early break / nacheilend



Lötanschluss 0,6x0,6mm / solder terminal 0,6x0,6mm

Bauart 4 / type 4

Anforderungsstufe 2 = 400 Steckzyklen / performance class 2 = 400 mating cycles

Fehlende Maße und Angaben nach IEC 60 603-2 / DIN EN 60 603-2

Missing information and dimensions per IEC 60 603-2 / DIN EN 60 603-2

Copyright by ERNI Production GmbH & Co. KG  
 Proprietary notice pursuant to ISO 16016 to be observed.

Information:		Tolerances	Scale 2:1
All rights reserved. Only for Information. To ensure that this is the latest version of this drawing, please contact one of the ERNI companies before using.		All Dimensions in mm	Designation <b>Messerleiste C/2 48 Löt</b> <b>Male Connector C/2 48 solder</b>
Index	Date	<b>101704110001</b> Class STVC/2	