


Features

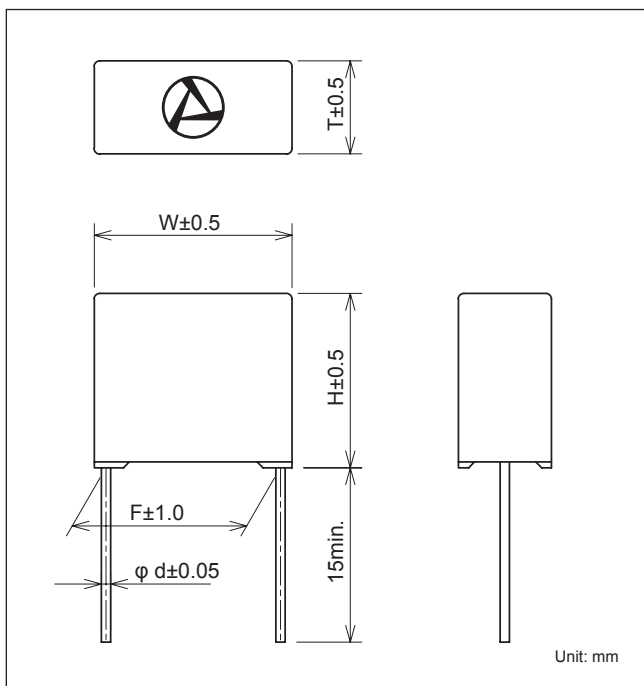
- Compact size, resin case.
- Improved safety and suppressing self heating.

Applications

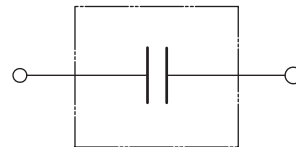
- Switching power supply, Inverter and Servo power.
- Active filter circuit for electrical appliances. (PFC circuit)



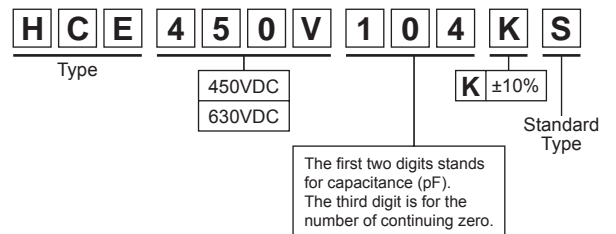
Dimensions



Circuit



• Model numbering system



Electrical Specifications

Rated Voltage		450VDC					630VDC					Dissipation Factor	Test Voltage	Insulation Resistance
Capacitance		Dimensions (mm)					Dimensions (mm)							
PART NO.	μF±10%	W	H	T	F	d	W	H	T	F	d			
104	0.1	-	-	-	-	-	17.0	15.0	8.0	15.0	-	0.008max. (at 1k±100Hz)	Rated Voltage ×1.75VDC (2~5sec)	C≤0.33μF 15,000MΩmin. C>0.33μF 5,000Ω•Fmin. (at 20°C 100VDC)
154	0.15	-	-	-	-	-	25.0	16.0	6.5	22.5	0.8			
224	0.22	17.0	15.0	8.0	15.0	-	25.0	17.5	8.0	22.5	0.8			
334	0.33	-	16.0	6.5	-	-	30.0	19.5	10.0	27.5	0.8			
474	0.47	25.0	17.5	8.0	22.5	-	30.0	22.0	11.0	-	1.0			
684	0.68	-	19.5	10.0	-	-	30.5	24.5	13.5	27.5	1.0			
105	1.0	30.0	22.0	11.0	-	-	41.0	28.0	16.0	-	1.0			
155	1.5	-	24.5	13.5	27.5	-	41.0	32.5	15.5	37.5	1.0			
225	2.2	-	28.0	16.0	-	-	41.0	32.5	17.5	37.5	1.0			

Operating Temperature: -40~+105°C