



## 肖特基二极管 Schottky Rectifier

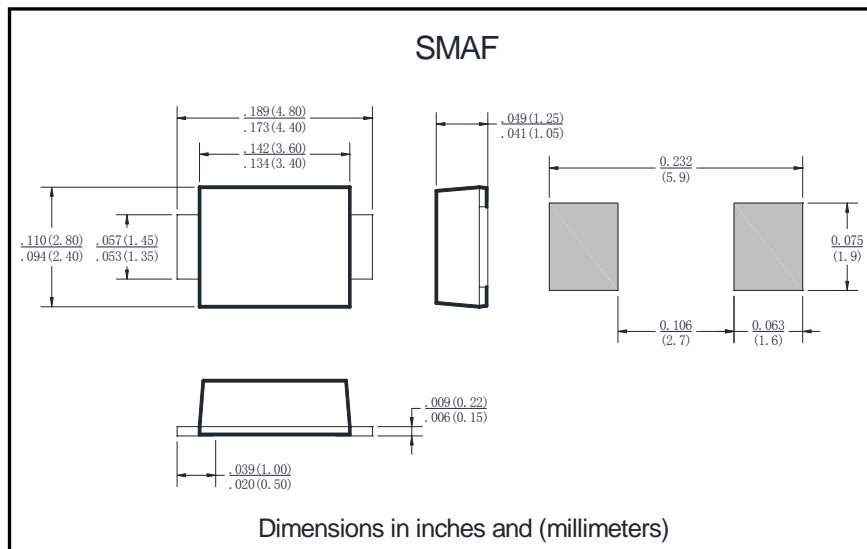
## ■特征 Features

- $I_o$  1.0A
- $V_{RRM}$  20V~200V
- 低正向电压, 低功耗  
Low VF, Low power loss
- 耐正向浪涌电流能力高  
High surge forward current capability

## ■用途 Applications

- 整流用  
Rectifier

## ■外形尺寸 Outline Dimensions and Mark



## ■极限值 (绝对最大额定值)

## Limiting Values (Absolute Maximum Rating)

参数名称 Item	符号 Symbol	单位 Unit	条件 Conditions	S1														
				2F	3F	4F	5F	6F	8F	10F	15F	20F						
反向重复峰值电压 Repetitive Peak Reverse Voltage	$V_{RRM}$	V		20	30	40	50	60	80	100	150	200						
平均整流输出电流 Average Rectified Output Current	$I_o$	A	60Hz单向半波, 电阻负载, $T_a=75^\circ\text{C}$ 60Hz One-way half-wave, R-load, $T_a=75^\circ\text{C}$	1.0														
正向(不重复)浪涌电流 Surge(Non-repetitive) Forward Current	$I_{FSM}$	A	60Hz正弦波, 一个周期, $T_j=25^\circ\text{C}$ 60Hz sine wave, 1 cycle, $T_j=25^\circ\text{C}$	30														
存储温度 Storage Temperature	$T_{stg}$	$^\circ\text{C}$		-55 ~+150														
结温 Junction Temperature	$T_j$	$^\circ\text{C}$		-55 ~+125					-55 ~+150									

■电特性 ( $T_a=25^\circ\text{C}$  除非另有规定)Electrical Characteristics ( $T_a=25^\circ\text{C}$  Unless otherwise specified)

参数名称 Item	符号 Symbol	单位 Unit	测试条件 Test Condition	S1														
				2F	3F	4F	5F	6F	8F	10F	15F	20F						
正向峰值电压 Peak Forward Voltage	$V_{FM}$	V	$I_{FM}=1.0A$	0.50		0.70		0.85		0.90								
反向峰值电流 Peak Reverse Current	$I_{RRM}$	mA	$V_{RM}=V_{RRM}$ , $T_a=25^\circ\text{C}$	0.5														
热阻 Thermal Resistance	$R_{\theta J-L}$	$^\circ\text{C}/W$	结和引线之间 Between junction and lead	20														



## ■特性曲线（典型） Characteristics(Typical)

图1:  $I_o$ - $T_a$  曲线  
FIG1:  $I_o$ - $T_a$  Curve

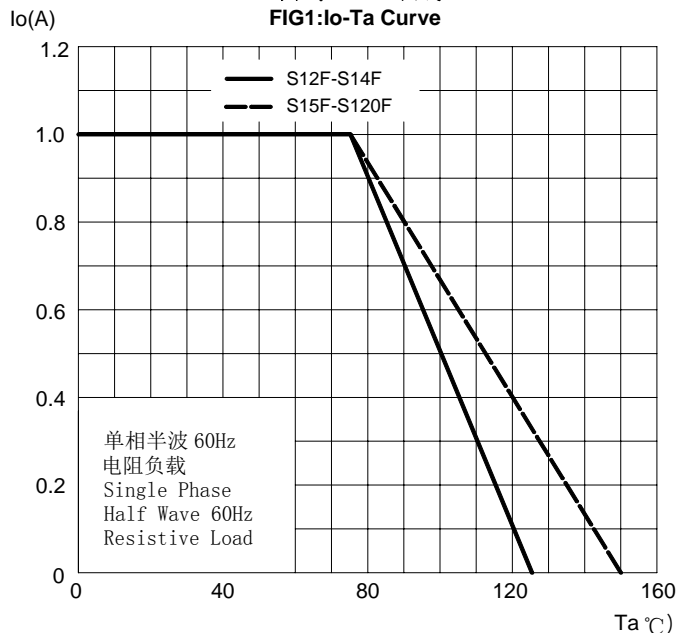


图2: 耐正向浪涌电流曲线  
FIG2: Surge Forward Current Capability

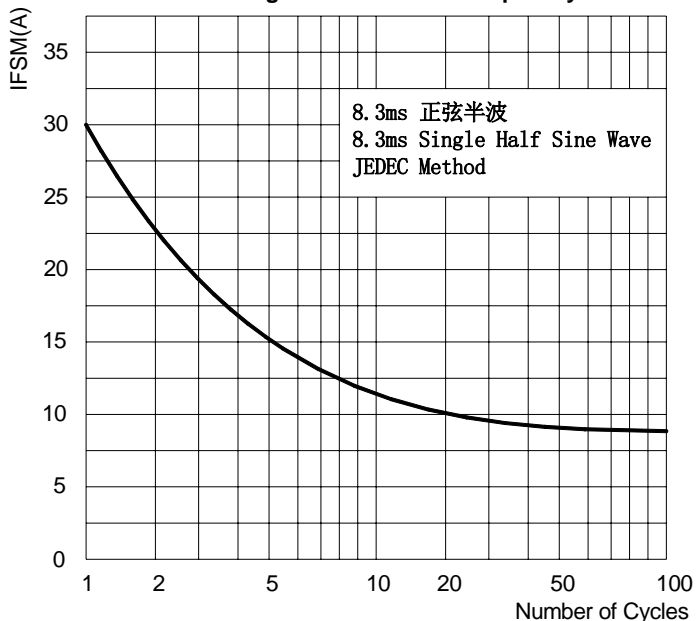


图3: 正向电压曲线  
FIG3: Forward Voltage

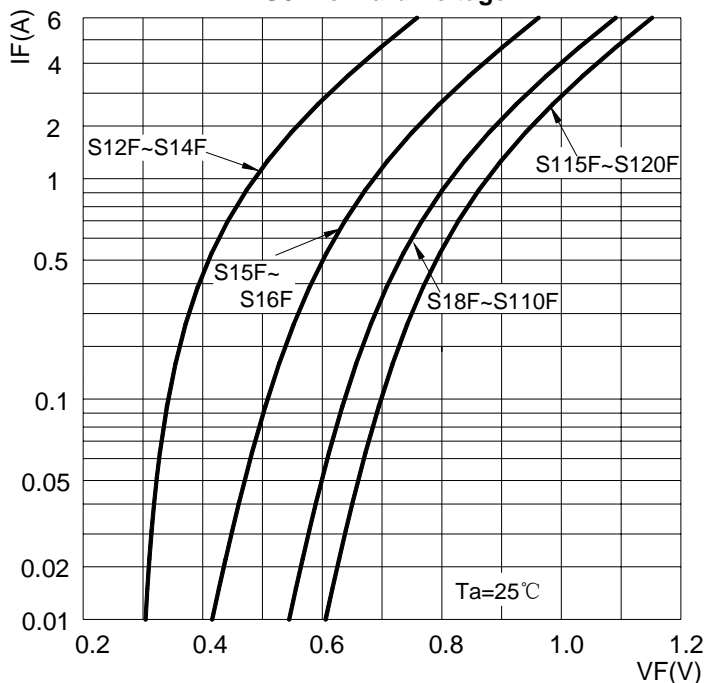


图4: 反向电流曲线  
FIG4: Typical Reverse Characteristics

