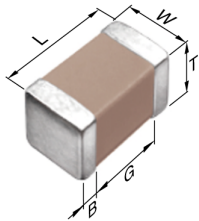




TDK item description CGA2B3X7R1H473KT****

| | |
|--------------|--|
| Applications | Automotive Grade |
| Feature | <div>General</div> General (Up to 50V) <div>AEC-Q200</div> AEC-Q200 |
| Series | CGA2(1005) [EIA 0402] |
| Status | Production |



Dimensions in mm

| Size | |
|-------------------------------|------------------|
| Length(L) | 1.00mm ±0.05mm |
| Width(W) | 0.50mm ±0.05mm |
| Thickness(T) | 0.50mm ±0.05mm |
| Terminal Width(B) | 0.10mm Min. |
| Terminal Spacing(G) | 0.30mm Min. |
| Recommended Land Pattern (PA) | 0.30mm to 0.50mm |
| Recommended Land Pattern (PB) | 0.35mm to 0.45mm |
| Recommended Land Pattern (PC) | 0.40mm to 0.60mm |

| Electrical Characteristics | |
|------------------------------|-----------|
| Capacitance | 47nF ±10% |
| Rated Voltage | 50VDC |
| Temperature Characteristic | X7R(±15%) |
| Dissipation Factor (Max.) | 5% |
| Insulation Resistance (Min.) | 10000MΩ |

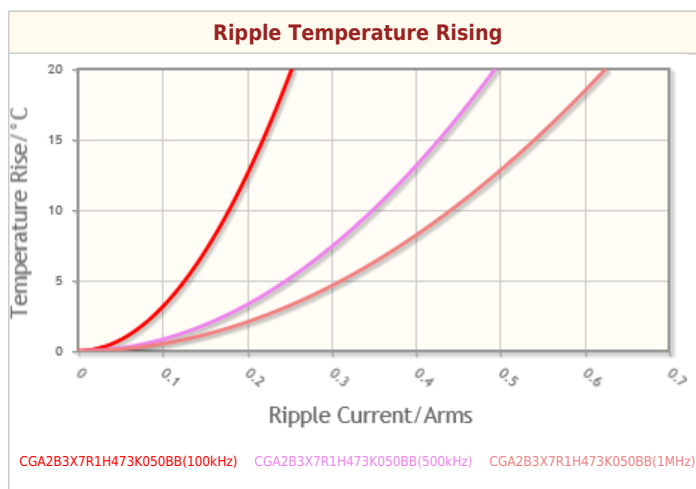
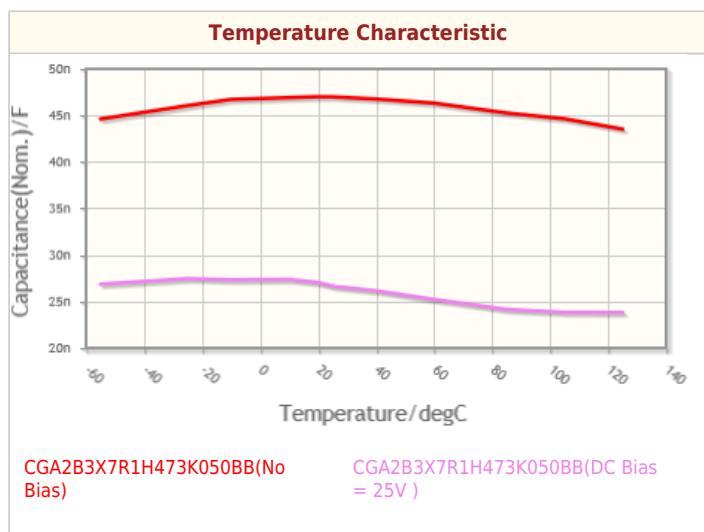
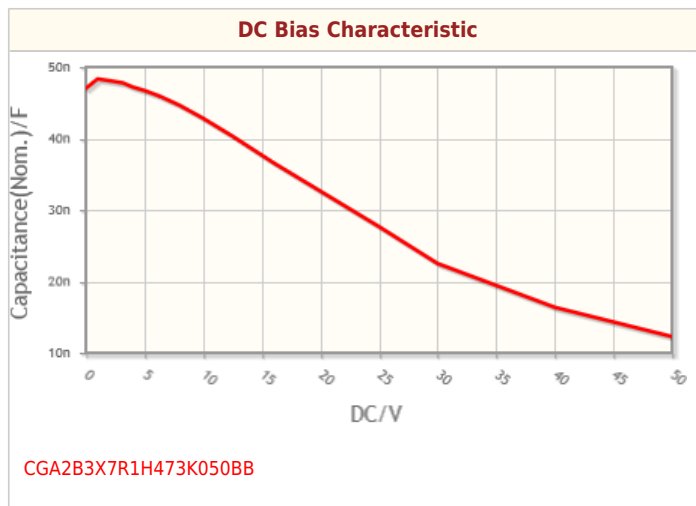
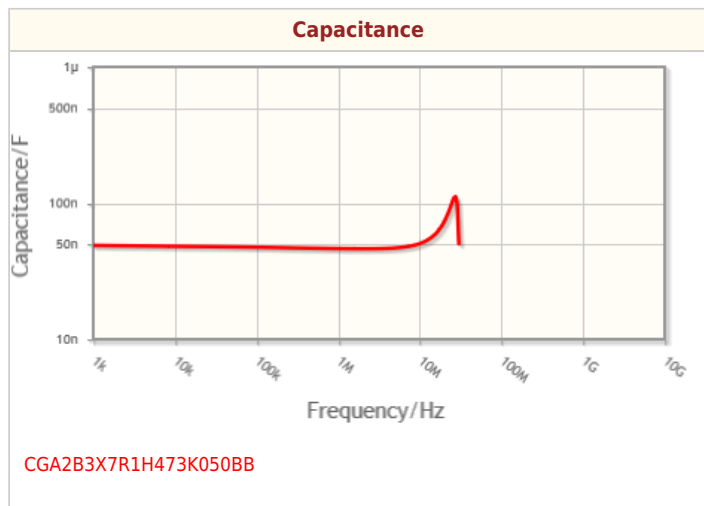
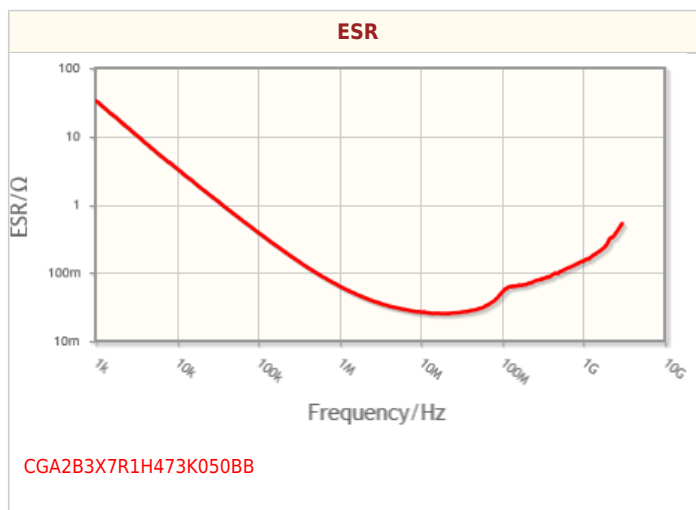
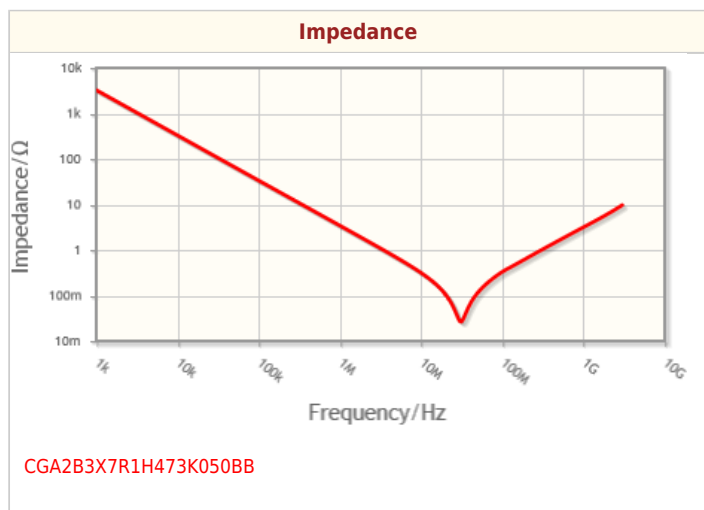
| Other | |
|------------------|------------------------------------|
| Soldering Method | Reflow |
| AEC-Q200 | Yes |
| Packing | Punched (Paper)Taping [180mm Reel] |
| Package Quantity | 10000pcs |

! Images are for reference only and show exemplary products.
! This PDF document was created based on the data listed on the TDK Corporation website.
! All specifications are subject to change without notice.

CGA2B3X7R1H473K050BB

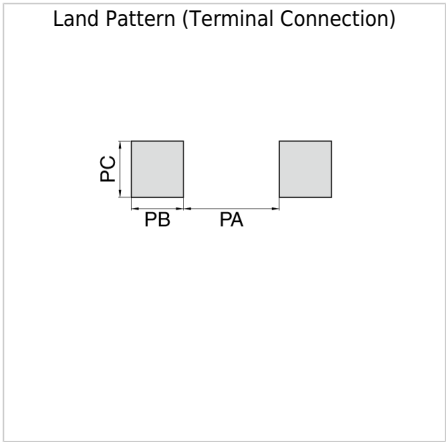


Characteristic Graphs(This is reference data, and does not guarantee the products characteristics.)





Associated Images



! Images are for reference only and show exemplary products.
! This PDF document was created based on the data listed on the TDK Corporation website.
! All specifications are subject to change without notice.