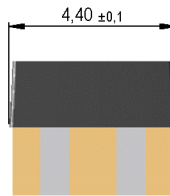




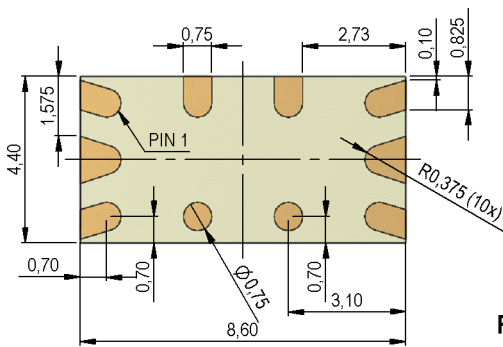
Dimensions mm[inch]
 tolerances acc. to DIN ISO 2768-m
 Toleranzen gem. DIN ISO 2768-m



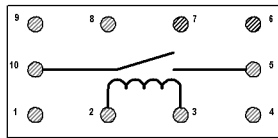
Isometric
 Scale 5:1
 Maßstab 5:1



Relay pad layout
 Bottom view
 Ansicht von unten



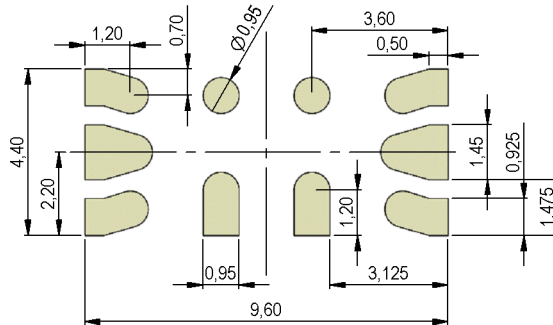
Schematic
 Top view
 Draufsicht



Marking
 according to EN60062/factory code
 gem. EN60062/Fertigungsstätte

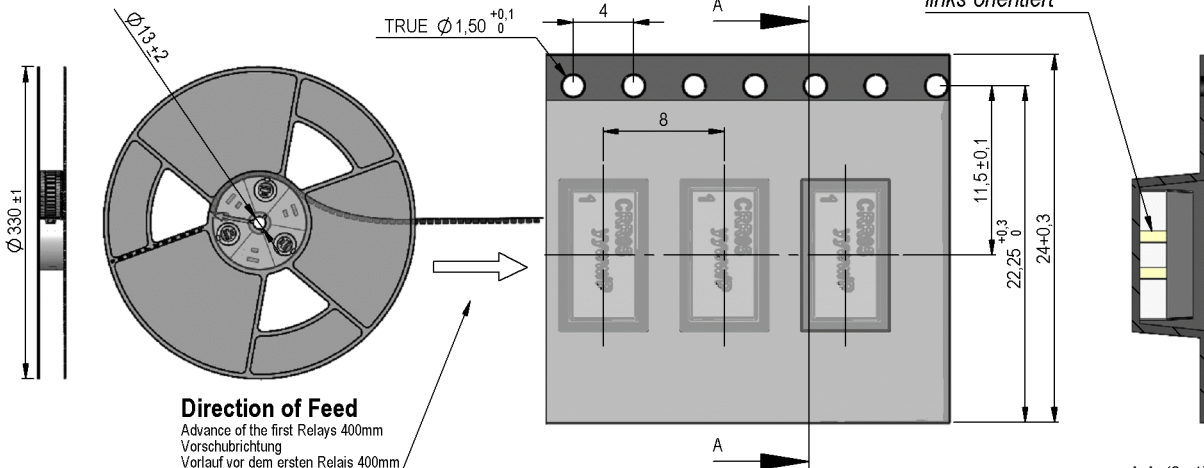


Recommended PCB Pad Layout
 top view / Ansicht von oben



Relay packaging orientation

Gold pads facing to the left
 Goldpads nach links orientiert



Direction of Feed
 Advance of the first Relays 400mm
 Vorschubrichtung
 Vorlauf vor dem ersten Relais 400mm



Europe: +49 / 7731 8399 0 | Email: info@meder.com
 USA: +1 / 508 295 0771 | Email: salesusa@meder.com
 Asia: +852 / 2955 1682 | Email: salesasia@meder.com

Item No.:
9605180012
 Item:
CRR05-1A

Products for tomorrow...

Coil Data at 20 °C	Conditions	Min	Typ	Max	Unit
Coil resistance		135	150	165	Ohm
Coil voltage			5		VDC
Rated power			167		mW
Pull-In voltage				3,75	VDC
Drop-Out voltage		0,75			VDC

Contact data 80/1	Conditions	Min	Typ	Max	Unit
Contact-No.		80/1			
Contact-form		A			
Contact rating	Any DC combination of V & A			10	W
Switching voltage	DC or Peak AC			170	V
Switching current	DC or Peak AC			0,5	A
Carry current	DC or Peak AC			1	A
Contact resistance static	Measured with 40% overdrive			200	mOhm
Insulation resistance	RH <45 %, 100 V test voltage	1	10		GOhm
Breakdown voltage	according to EN 60255-5	210			VDC
Operate time incl. bounce	measured with 40% overdrive			0,6	ms
Release	measured with no coil excitation			0,05	ms
Capacity	@ 10 kHz across open switch		0,4		pF

Special Product Data	Conditions	Min	Typ	Max	Unit
Number of contacts		1			
Contact - form		A - NO			
Dielectric Strength Coil/Contact	according to EN 60255-5	1,5			kV DC
Insulation resistance Coil/Contact	RH <45%, 200 VDC measuring voltage	10	100		TOhm
Case color		black/white			
Housing material		Ceramic + mineral filled epoxy			
Material connection pads		W, Ni, gold plated			
Approval		UL-File No. NRNT2.E156887			
Reach / RoHS conformity		yes			

Environmental data	Conditions	Min	Typ	Max	Unit
Shock	1/2 sine, duration 11ms, in 3 axis			50	g
Vibration	from 10 - 2000 Hz			20	g
Operating temperature		-40		125	°C
Storage temperature		-55		125	°C
Soldering Temperature Tsold	Reflow according IPC/JEDEC J-STD-020C			260	°C
Washability		fully sealed			

General data	Conditions	Min	Typ	Max	Unit
Total weight			0,37		g
Packaging		Tape & Reel / 1000 pcs.			

Modifications in the sense of technical progress are reserved

Designed at: 07.12.09 Designed by: MAPODACA
 Last Change at: 19.07.12 Last Change by: CRUF

Approval at: 21.07.11 Approval by: CRUF
 Approval at: 19.07.12 Approval by: CRUF

Version: 06

Mouser Electronics

Authorized Distributor

Click to View Pricing, Inventory, Delivery & Lifecycle Information:

[Standex Electronics:](#)

[CRR05-1A](#)