

Customer Name	Standard Specification	FUJITSU MEDIA DEVICES LIMITED	
System	CDMA Rx (50/100ohm)	DATE	Jun. 12, 2006
FMD Part Number	FAR-F5KB-881M50-B4ED	Version 3.0d	

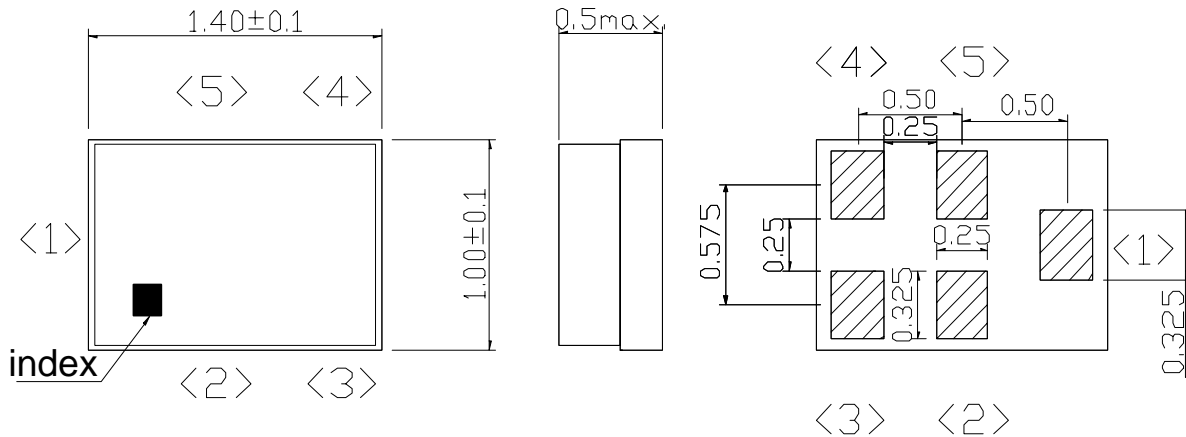
Table 1. Electrical specifications**Passband: 869 ~ 894 MHz**

Item	Condition (MHz)	Specification			Unit	Remarks
		Min.	Typ.	Max.		
Insertion Loss	869~894	-	1.5	2.2	dB	
Ripple	869~894	-	0.5	1.2	dB	
Attenuation	DC~824	50	72	-	dB	
	824~849	45	61	-	dB	
	914~960	25	34	-	dB	
	960~2000	40	55	-	dB	
	2000~6000	30	53	-	dB	
VSWR (Input)	869~894	-	1.5	2.0	-	
VSWR (Output)	869~894	-	1.6	2.0	-	
Amplitude balance ($ S_{21}/S_{31} $)	869~894	-1.0	-0.1/+0.2	+1.0	dB	
Phase balance ($(\angle S_{21} - \angle S_{31}) + 180$)	869~894	-10	-0.4/+3.8	+10	deg.	
Input Impedance	Unbalanced	50			Ohm	
Output Impedance	Balance	100			Ohm	
Input Power	869~894	-	-	+13	dBm	
Operating Temperature		-30 ~ +85			°C	
Device size		1.4typ. x 1.0typ. x 0.5max.			mm	

Customer Name	Standard Specification	FUJITSU MEDIA DEVICES LIMITED	
System	CDMA Rx (50/100ohm)	DATE	Jun. 12, 2006
FMD Part Number	FAR-F5KB-881M50-B4ED	Version 3.0d	

Dimensions

Device size: 1.4typ. x 1.0typ. x 0.5max

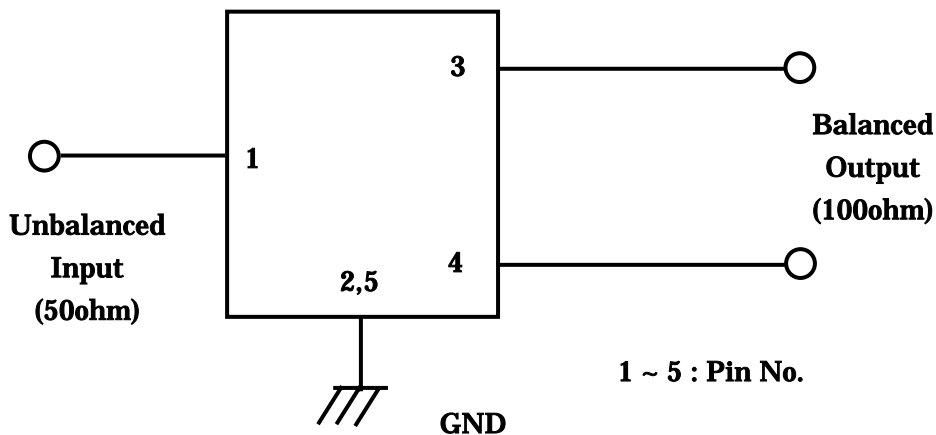


Unit : mm

Pin Configuration

Pin No.	Symbol	Function
1	IN	Unbalanced pin
2	GND	Ground
3	OUT	Balanced pin
4	OUT	Balanced pin
5	GND	Ground

Test Condition



Customer Name	Standard Specification	FUJITSU MEDIA DEVICES LIMITED	
System	CDMA Rx (50/100ohm)	DATE	Jun. 12, 2006
FMD Part Number	FAR-F5KB-881M50-B4ED	Version 3.0d	

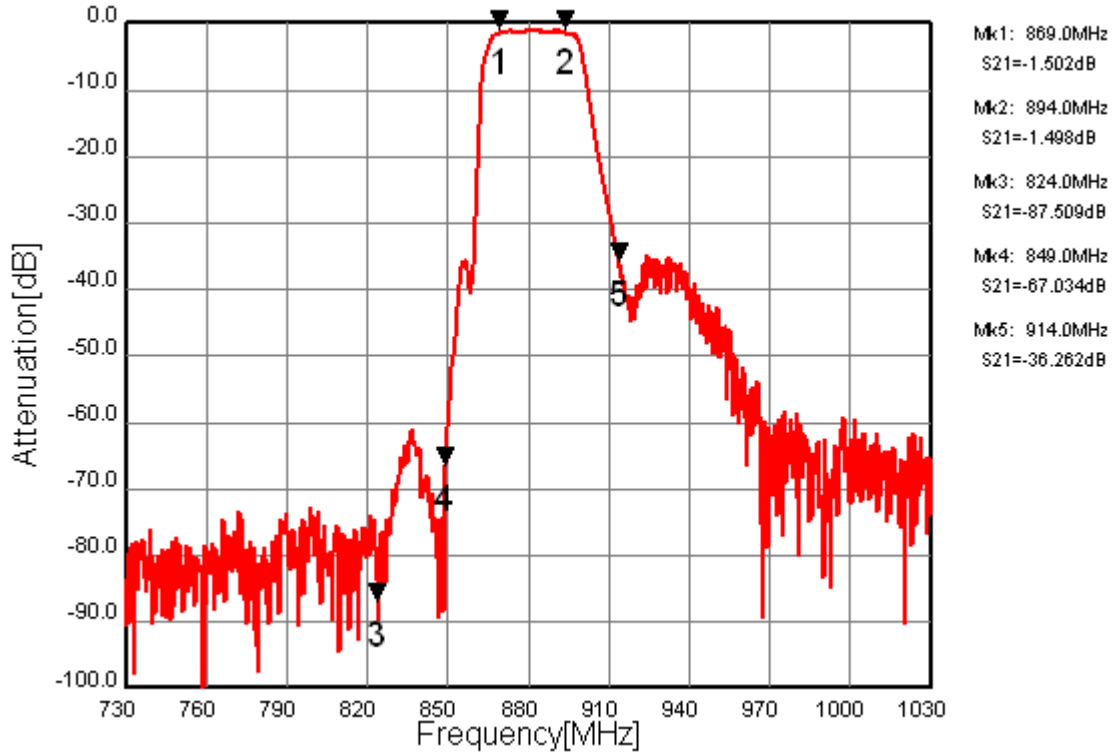


Fig.1 Pass-band Characteristics

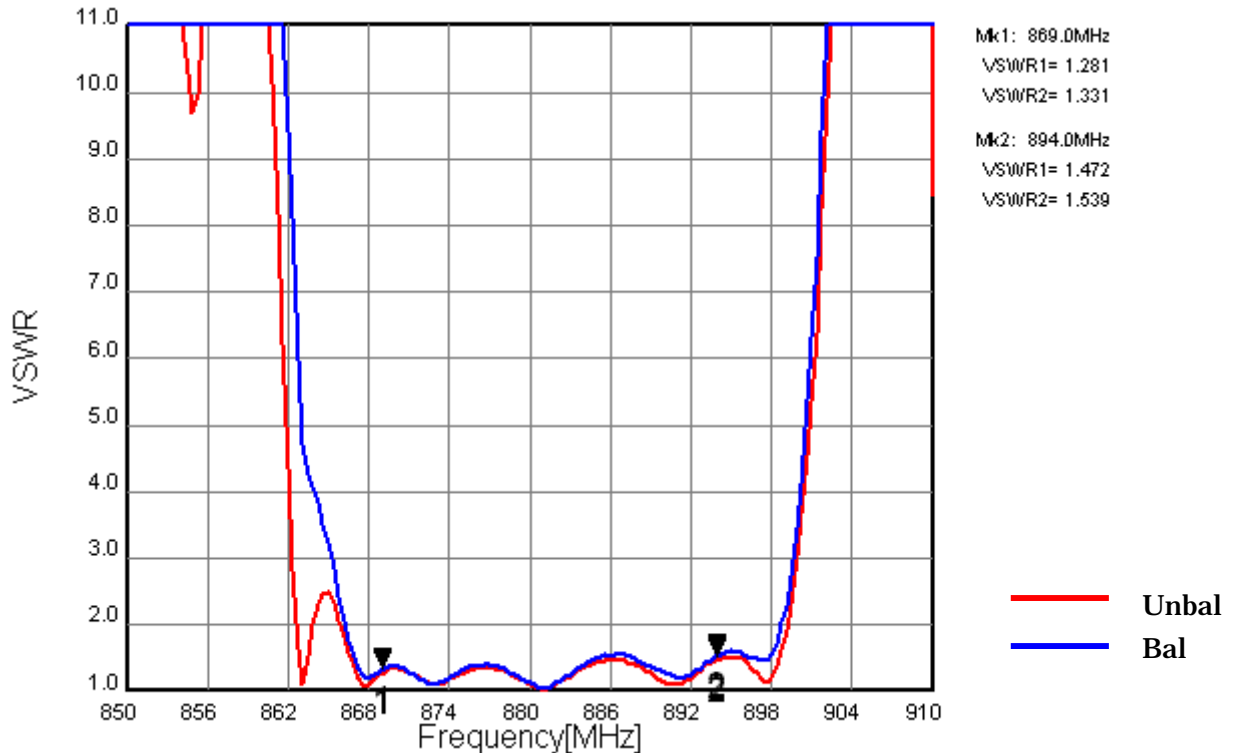


Fig.2 VSWR

Customer Name	Standard Specification	FUJITSU MEDIA DEVICES LIMITED	
System	CDMA Rx (50/100ohm)	DATE	Jun. 12, 2006
FMD Part Number	FAR-F5KB-881M50-B4ED	Version 3.0d	

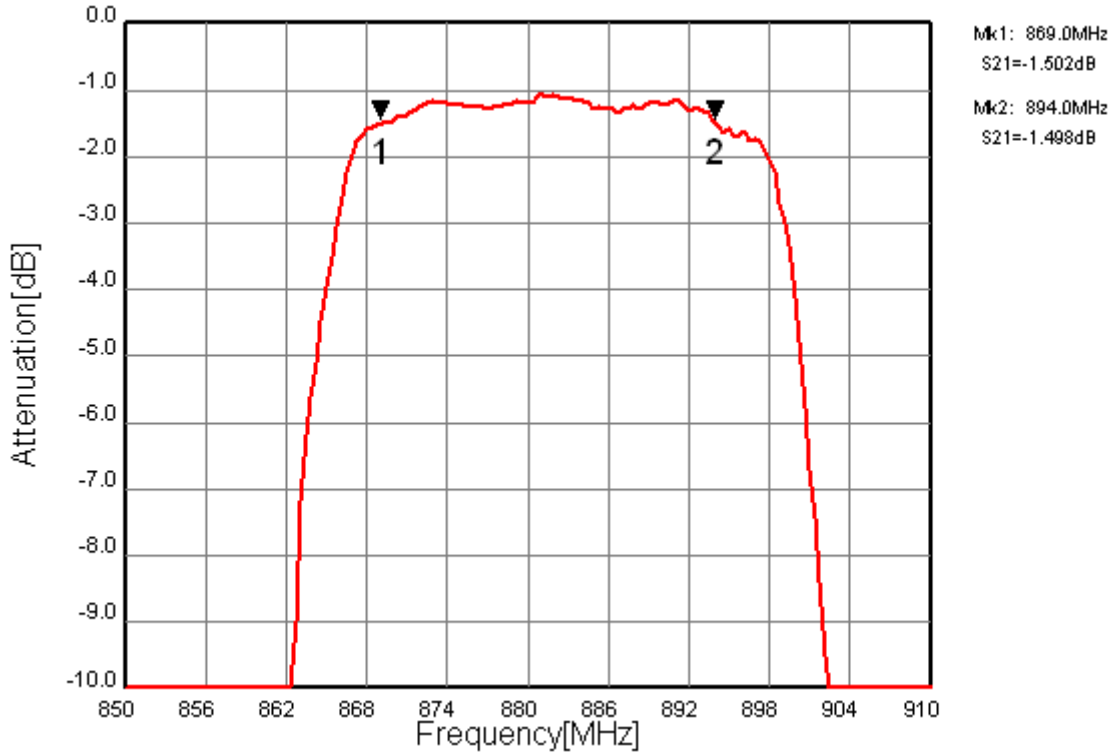


Fig.3 In-band Characteristics

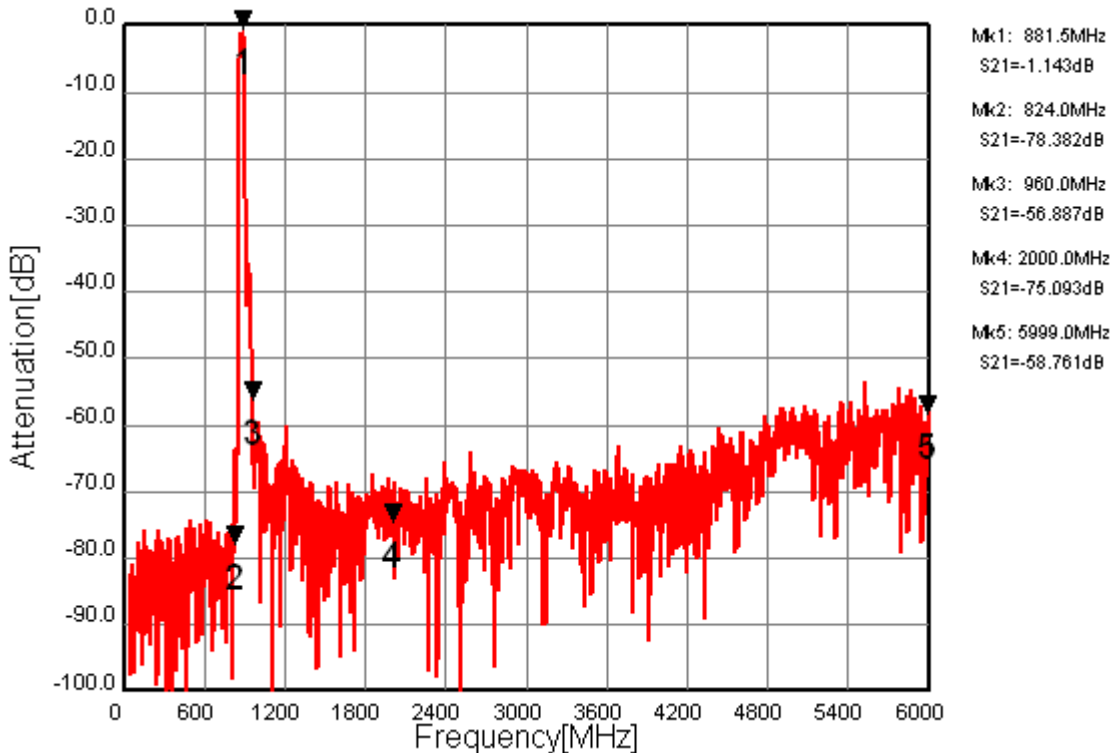


Fig.4 Wide-band Characteristics

Customer Name	Standard Specification	FUJITSU MEDIA DEVICES LIMITED	
System	CDMA Rx (50/100ohm)	DATE	Jun. 12, 2006
FMD Part Number	FAR-F5KB-881M50-B4ED	Version 3.0d	

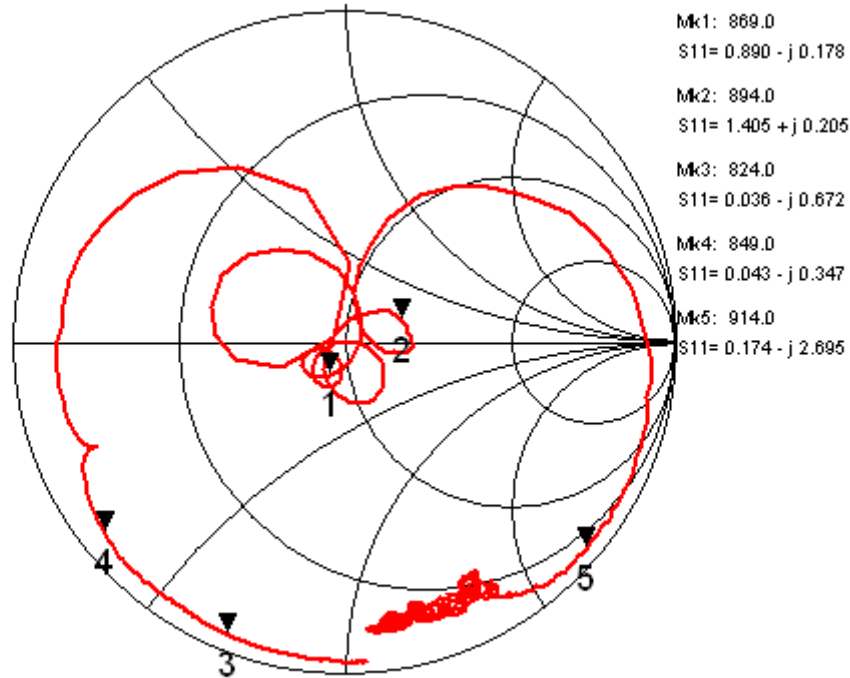


Fig.5 Input Impedance (Unbalance)

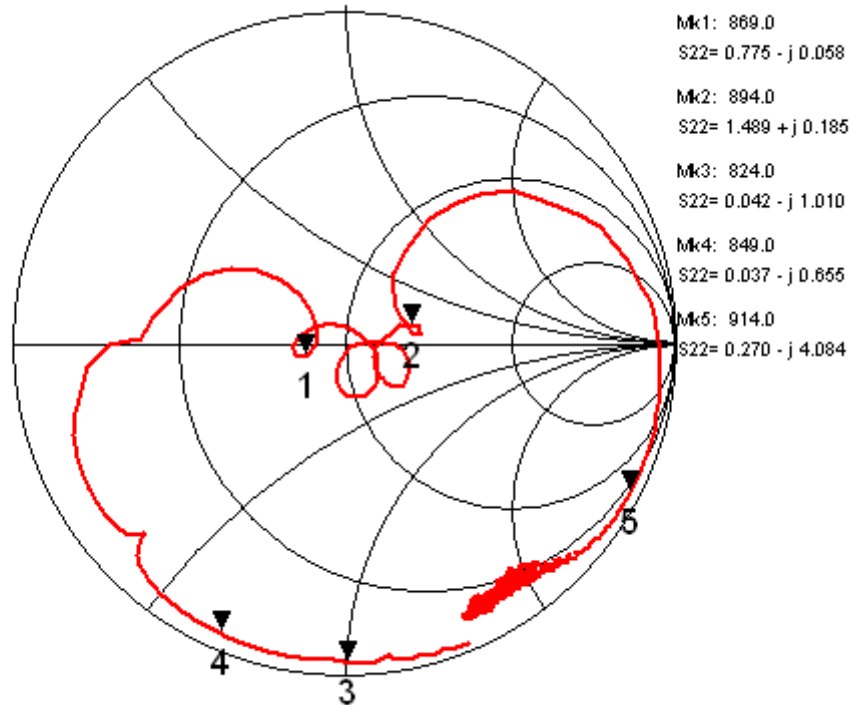


Fig.6 Output Impedance (Balance)

Customer Name	Standard Specification	FUJITSU MEDIA DEVICES LIMITED	
System	CDMA Rx (50/100ohm)	DATE	Jun. 12, 2006
FMD Part Number	FAR-F5KB-881M50-B4ED	Version 3.0d	

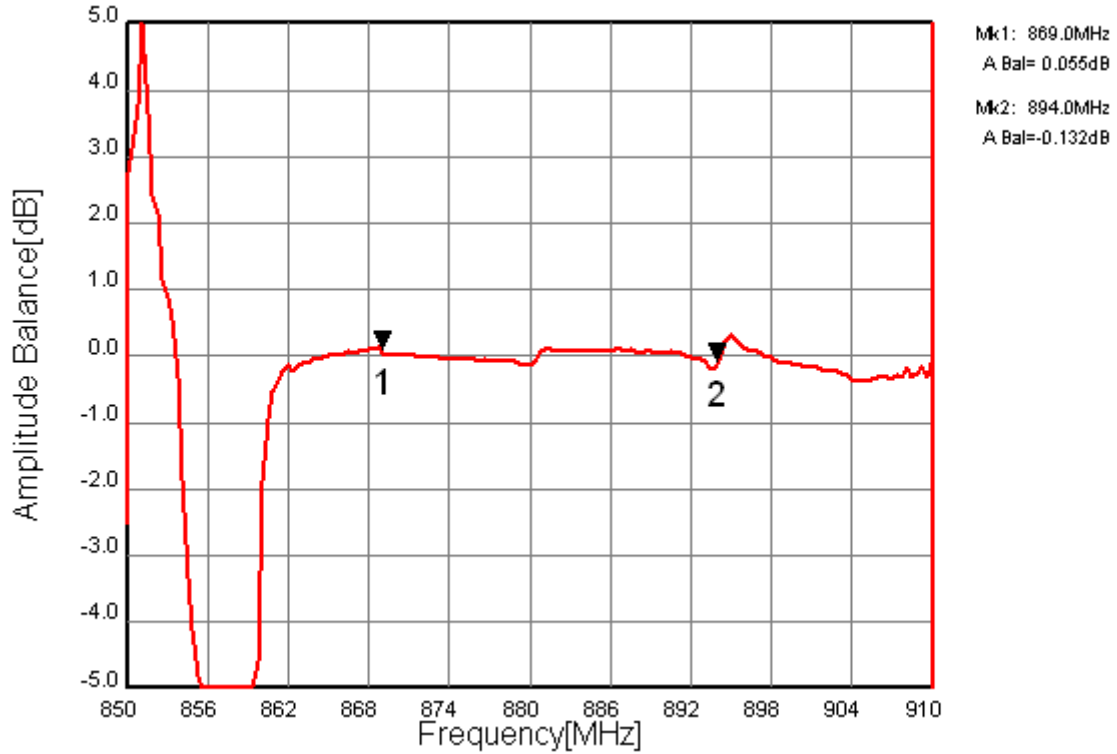


Fig.7 Amplitude Balance

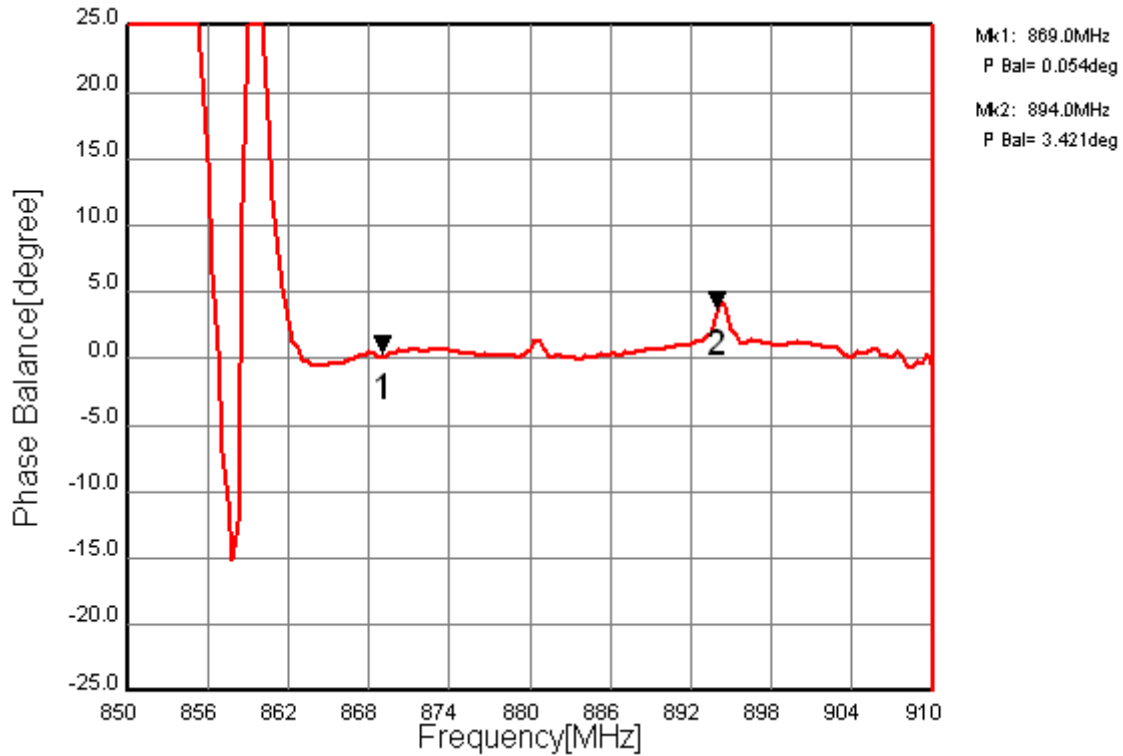


Fig.8 Phase Balance