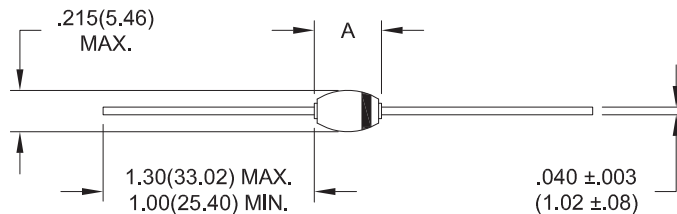


High Voltage Diodes - Axial Lead

500mA - 1500mA • 30ns - 50ns • Hermetic

ELECTRICAL CHARACTERISTICS AND MAXIMUM RATINGS														
Part Number	Working Reverse Voltage (V _{rw})	Average Rectified Current (I _o)		Reverse Current @ V _{rw} (I _r)		Forward Voltage (V _f)		1 Cycle Surge Current t _p =8.3ms (I _{fsm})	Repetitive Surge Current (I _{frm})	Reverse Recovery Time (3) (T _{rr})	Thermal Impedance θ _{J-L}			Junction Cap. @50VDC @ 1kHz (C _j)
		55°C(1)	100°C(2)	25°C	100°C	25°C		25°C	25°C	25°C	25°C	L=.000	L=.125	L=.250
	Volts	mA	mA	µA	µA	Volts	mA	Amps	Amps	ns	°C/W	°C/W	°C/W	pF
1N6837	5000	500	250	1.0	25	12.0	500	20.0	4.0	30	3	6	12	16.0
1N6838 1N6839	2000 5000	1500 600	1000 500	1.0 1.0	25 25	4.5 10.0	1500 600	60.0 30.0	10.0 6.0	50 50	3 3	6 6	12 12	20.0 16.0

(1)TL=55°C L=0.375" (2)TL=100°C L=0.375" (3)I_f=0.5A, I_r=1.0A, I_{rr}=0.25A *Op.Temp.= -65°C to +175°C Stg.Temp.= -65°C to +200°C



Part	A
1N6837	.350(8.89) MAX.
1N6838	
1N6839	

Dimensions: In. (mm) • All temperatures are ambient unless otherwise noted. • Data subject to change without notice.



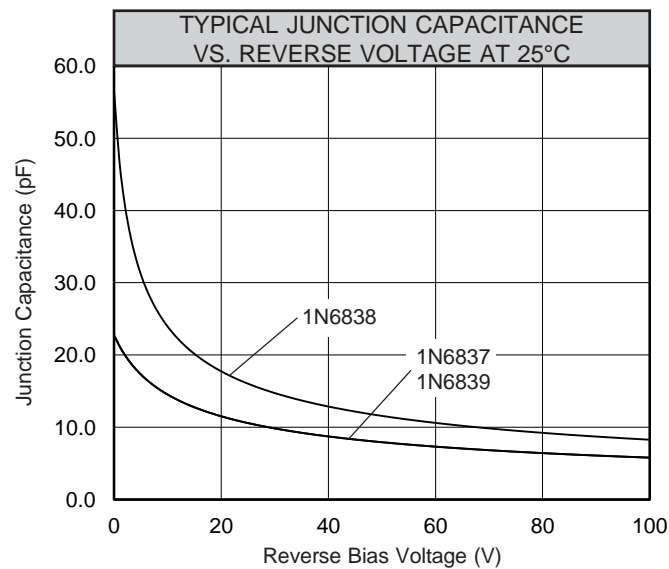
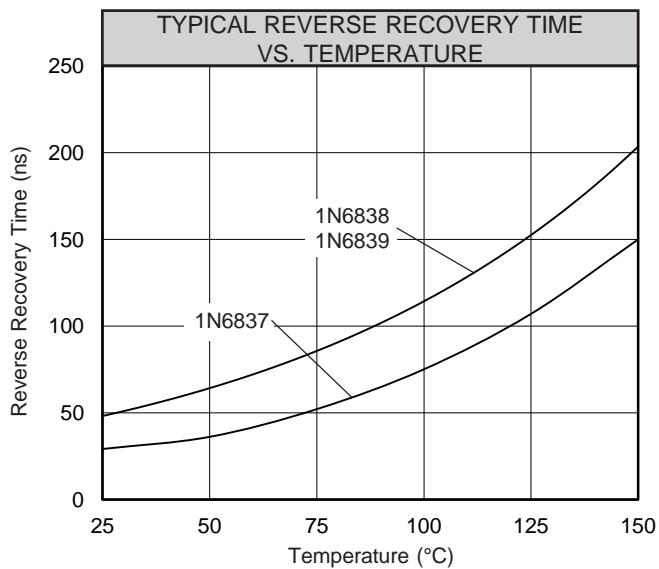
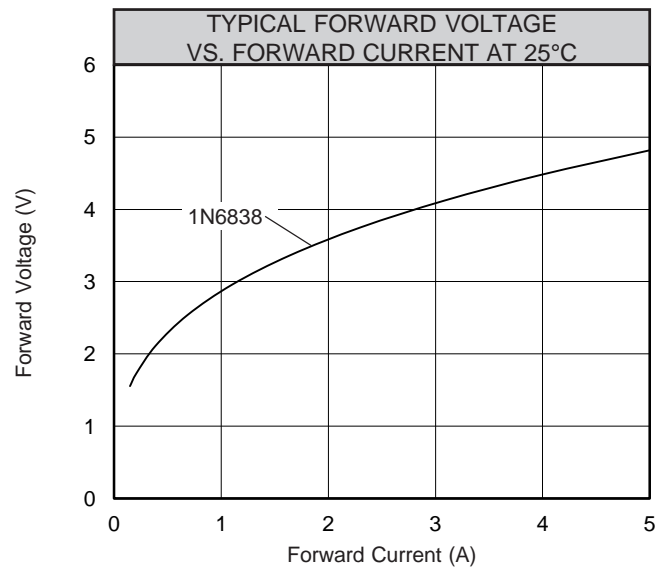
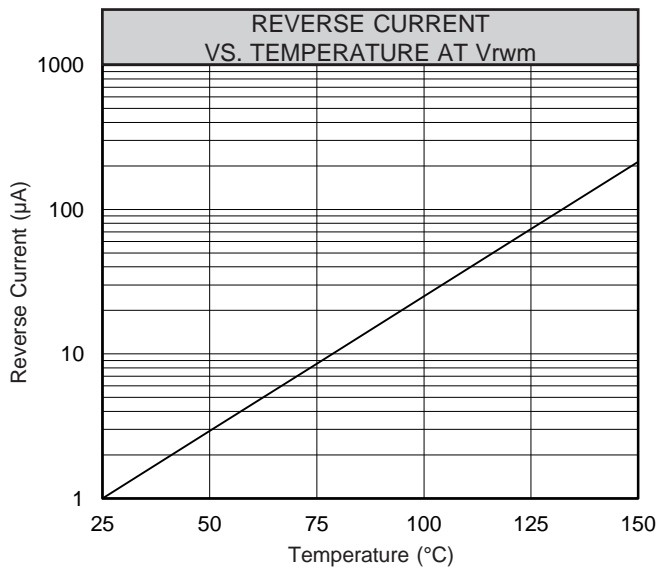
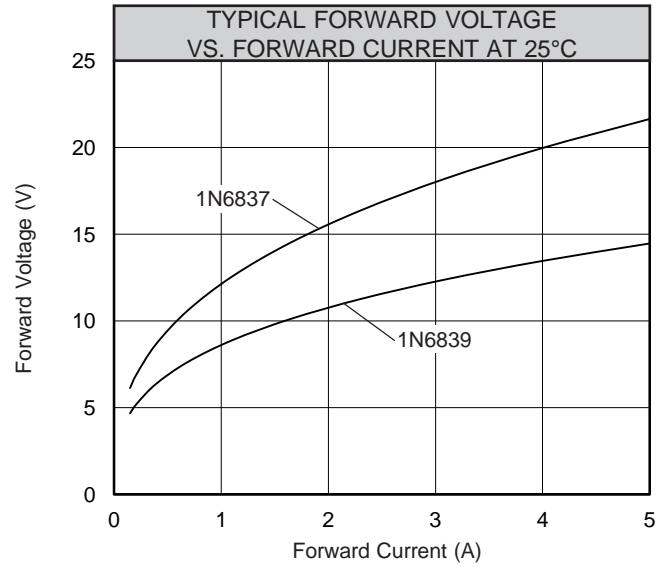
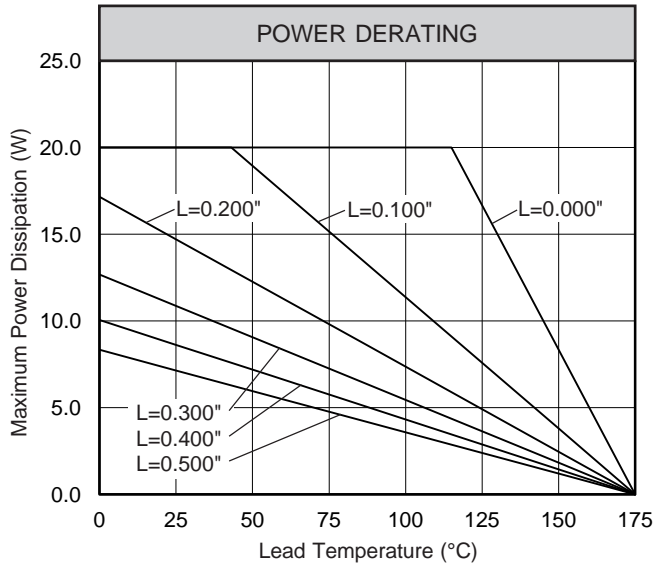
Voltage Multipliers Inc.

8711 W. Roosevelt Ave.
Visalia, CA 93291 USA

Tel: 559.651.1402
Fax: 559.651.0740

www.voltagemultipliers.com
www.highvoltagepowersupplies.com

1N6837 1N6838 1N6839



3