


High Temperature TaNFilm® Chip Resistors

PFC HT Series

- Available in industry standard 0603, 0805 and 1206 chip sizes
- Gold and 100% tin (Pb-free) terminations available
- Self-passivating TaNFilm® element
- Absolute TCR to $\pm 25\text{ppm}/^\circ\text{C}$

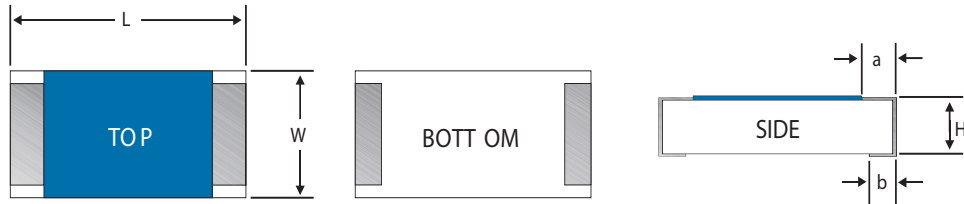


 All Pb-free parts comply with EU Directive 2011/65/EU (RoHS2)

Electrical Data

Model	Ohmic Range	Absolute TCR	Rated Power	Rated Voltage (not to exceed rated power)	Temperature Range	Termination	Substrate
W0603HT	10 Ω to 10K Ω	$\pm 100\text{ppm}/^\circ\text{C}$	0.0625W	33.3V	-55 $^\circ\text{C}$ to 200 $^\circ\text{C}$	Gold and 100% tin (Pb-free)	99.5% Alumina
	25 Ω to 10K Ω	$\pm 50\text{ppm}/^\circ\text{C}$					
	50 Ω to 10K Ω	$\pm 25\text{ppm}/^\circ\text{C}$					
W0805HT	10 Ω to 20K Ω	$\pm 100\text{ppm}/^\circ\text{C}$	0.100W	50V			
	25 Ω to 20K Ω	$\pm 50\text{ppm}/^\circ\text{C}$					
	50 Ω to 20K Ω	$\pm 25\text{ppm}/^\circ\text{C}$					
W1206HT	5 Ω to 85K Ω	$\pm 100\text{ppm}/^\circ\text{C}$	0.125W	100V			
	25 Ω to 85K Ω	$\pm 50\text{ppm}/^\circ\text{C}$					
	50 Ω to 85K Ω	$\pm 25\text{ppm}/^\circ\text{C}$					

Physical Data



	L	W	H	a	b
W0603	0.063 \pm 0.004 (1.6 \pm 0.1)	0.031 \pm 0.004 (0.79 \pm 0.1)	0.02 \pm 0.004 (0.51 \pm 0.1)	0.012 \pm 0.005 (0.3 \pm 0.13)	0.015 \pm 0.005 (0.38 \pm 0.13)
W0805	0.081 \pm 0.005 (2.06 \pm 0.13)	0.05 \pm 0.005 (1.27 \pm 0.13)	0.02 \pm 0.006 (0.51 \pm 0.15)	0.015 \pm 0.008 (0.38 \pm 0.2)	0.016 \pm 0.008 (0.41 \pm 0.2)
W1206	0.126 \pm 0.006 (3.2 \pm 0.15)	0.063 \pm 0.005 (1.6 \pm 0.13)	0.024 \pm 0.004 (0.61 \pm 0.1)	0.025 \pm 0.01 (0.64 \pm 0.25)	0.025 \pm 0.01 (0.64 \pm 0.25)

General Note

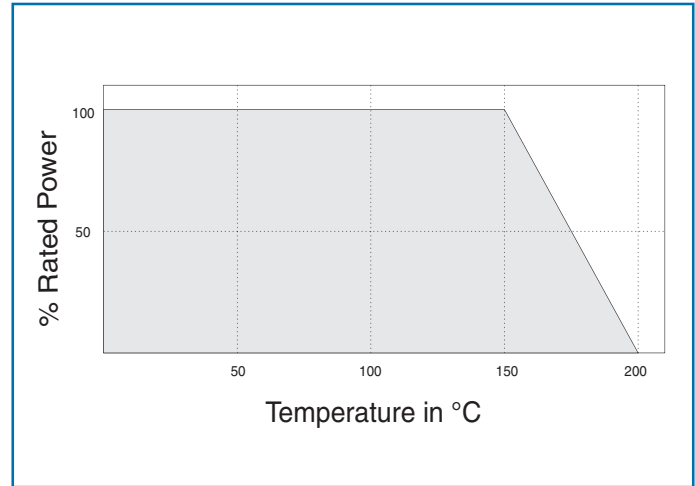
TT Electronics reserves the right to make changes in product specification without notice or liability. All information is subject to TT Electronics' own data and is considered accurate at time of going to print.

PFC HT Series

Performance Data

Environmental Test MIL-PRF-55342	Performance	
	Typical	Maximum
Thermal Shock	±0.02%	±0.10%
Short Time Overload	±0.02%	±0.05%
High Temperature Exposure	±0.03%	±0.10%
Effects of Solder	±0.01%	±0.10%
Moisture Resistance	±0.03%	±0.10%
Life (1000 hours, 200°C, no load)	±0.8%	±1.0%
Life (1000 hours, 150°C, rated power)	±0.2%	±0.5%

Rated Power vs Temperature Data



Ordering Procedure

This product has two valid part numbers:

European (Welwyn) Part Number: W1206HT-01-1K0F (1206, 100ppm/°C, 1 kilohm ±1%, Au terminations)

W	1	2	0	6	H	T	-	0	1	-	1	K	0	F
1	2		3		4		5		6					

1 Type	2 Size	3 Termination	4 TCR	5 Value	6 Tolerance	Packing	
W=PFC	0603	HT = High temp. with Au terminations	03 = ±25ppm/°C	E24 = 3/4 characters E96 = 3/4 characters R = ohms K = kilohms	F = ±1%	All sizes	1000/reel
	0805		02 = ±50ppm/°C		G = ±2%		
	1206	HTLF = High temp. with 100% Sn terminations	01 = ±100ppm/°C		J = ±5%		

USA (IRC) Part Number: PFC-W1206HT-01-1001-F (1206, 100ppm/°C, 1 kilohm ±1%, Au terminations)

P	F	C	-	W	1	2	0	6	H	T	-	0	1	-	1	0	0	1	-	F
1		2				3			4		5				6					

1 Family	2 Model	3 Termination	4 TCR	5 Value	6 Tolerance	Packing	
PFC	W0603	HT = High temp. with Au terminations	03 = ±25ppm/°C	3 digits + multiplier R = ohms for values <100 ohms	F = ±1%	All sizes	1000/reel
	W0805		02 = ±50ppm/°C		G = ±2%		
	W1206	HTLF = High temp. with 100% Sn terminations	01 = ±100ppm/°C		J = ±5%		

General Note

TT Electronics reserves the right to make changes in product specification without notice or liability.
All information is subject to TT Electronics' own data and is considered accurate at time of going to print.