

SPDT RF Switch

20 - 2000 MHz

SW-112

V2.00

Features

- Ultra Broadband
- High Isolation – 70 dB Typical
- Integral TTL Driver
- Hermetic Package

Guaranteed Specifications* (From -55°C to +85°C)

Frequency Range	10-2000 MHz	
Insertion Loss	20-2000 MHz	2.2 dB Max
	20-1000 MHz	2.0 dB Max
	20-500 MHz	1.8 dB Max
VSWR	20-2000 MHz	1.5:1 Max
	20-1000 MHz	1.2:1 Max
Isolation	20-2000 MHz	50 dB Min
	20-1000 MHz	60 dB Min
	20-500 MHz	70 dB Min

Operating Characteristics

Impedance	50 Ohms Nominal
Switching Characteristics	
t _{ON}	2.0 μS Typ
t _{OFF}	1.0 μS Typ
Transients (In-Band)	40 mV Typ
Input Power for 1 dB Compression	+ 13 dBm Typ
Intermodulation Intercept Point (for two-tone input power up to + 5 dBm)	
Second Order	+ 60 dBm Typ
Third Order	+ 30 dBm Typ
Bias Power	+ 9 to + 15 VDC @ 35 mA Max - 5 VDC ± 5% @ 35 mA Max (500 mW Typical)

Environmental

MIL-STD-883 screening available.

* All specifications apply when operated with bias voltages of +12 VDC and -5 VDC (±5%) and 50 ohm impedance at all RF ports.

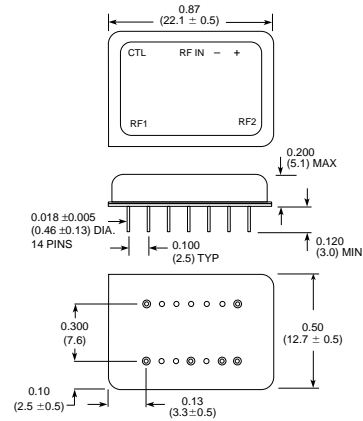
Ordering Information

Model No.	Package
SW-112 PIN	Dual Inline

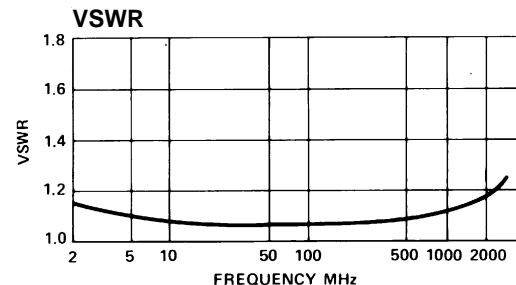
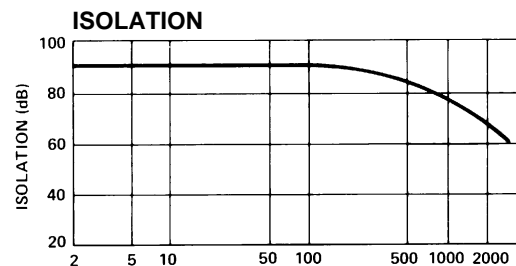
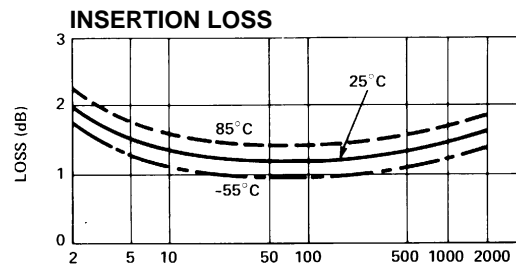
Truth Table

TTL CONTROL INPUT	CONDITION OF SWITCH	
	RF COMMON TO EACH RF PORT	
"1" = TTL LOGIC HIGH	RF1	RF2
0	ON	OFF
1	OFF	ON

DI-1



Typical Performance



Specifications Subject to Change Without Notice.

M/A-COM, Inc.

North America: Tel. (800) 366-2266 ■ Asia/Pacific: Tel. +81 (03) 3226-1671 ■ Europe: Tel. +44 (1344) 869 595
Fax (800) 618-8883 Fax +81 (03) 3226-1451 Fax +44 (1344) 300 020