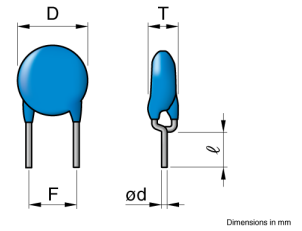


CD45-B2GA221K-GKA



| | |
|---------------------|---|
| Applications | Commercial Grade |
| Feature | <div style="display: flex; flex-direction: column; gap: 5px;"> <div> Mid Voltage (100 to 630V)</div> <div> Safety Standard Approved</div> <div> Halogen-free</div> </div> |
| Series | CD45 |
| Status | Production |



| Size | |
|------------------|-----------------------|
| Diameter(D) | 6.50mm Max. |
| Thickness(T) | 6.00mm Max. |
| Lead Gap(F) | 10.00mm +2.00,-1.00mm |
| Lead Diameter(d) | 0.60mm ±0.05mm |

| Electrical Characteristics | |
|------------------------------|------------|
| Capacitance | 220pF ±10% |
| Rated Voltage | 400VAC |
| Withstanding Voltage | 4kVAC |
| Temperature Characteristic | B(±10%) |
| Dissipation Factor (Max.) | 2.5% |
| Insulation Resistance (Min.) | 10000MΩ |

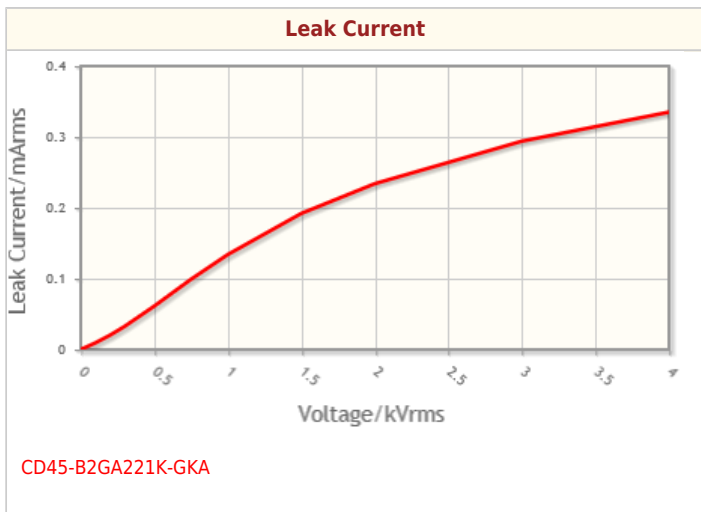
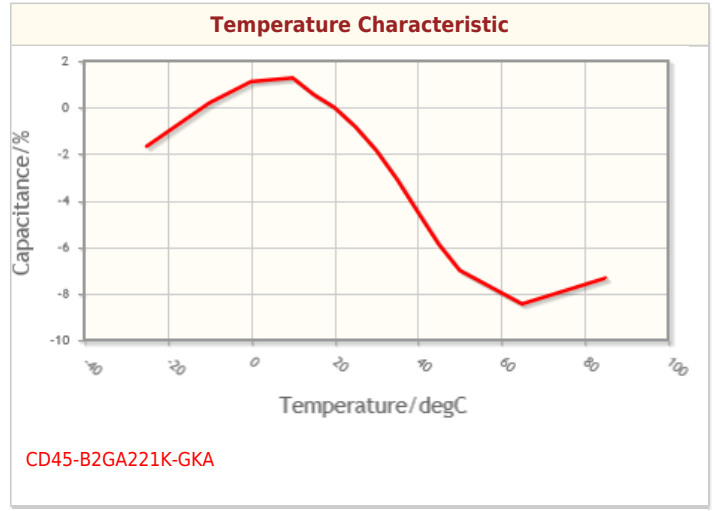
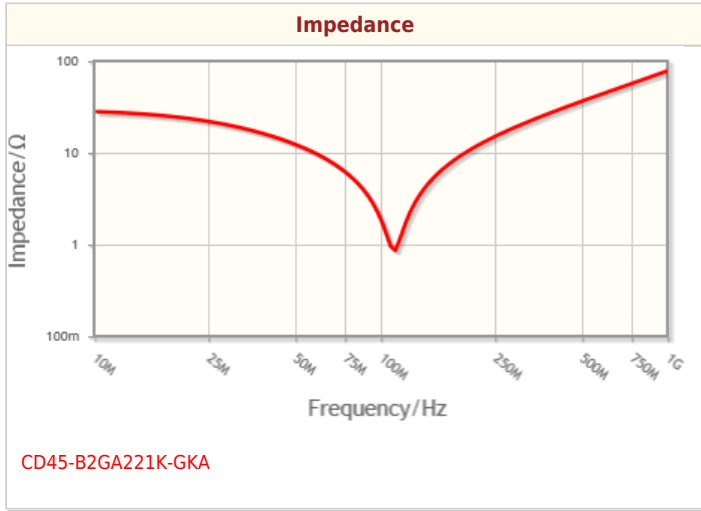
| Other | |
|----------------------------|------------------------|
| Soldering Method | Flow Iron Soldering |
| Lead Length / Package Type | 25mm for Bulk |
| AEC-Q200 | No |
| Package Quantity | 1000pcs |

! Images are for reference only and show exemplary products.
! This PDF document was created based on the data listed on the TDK Corporation website.
! All specifications are subject to change without notice.

CD45-B2GA221K-GKA



Characteristic Graphs(This is reference data, and does not guarantee the products characteristics.)



! Images are for reference only and show exemplary products.
! This PDF document was created based on the data listed on the TDK Corporation website.
! All specifications are subject to change without notice.