

HZS SERIES

V_Z : 4.0 - 36V

P_D : 400 mW

FEATURES :

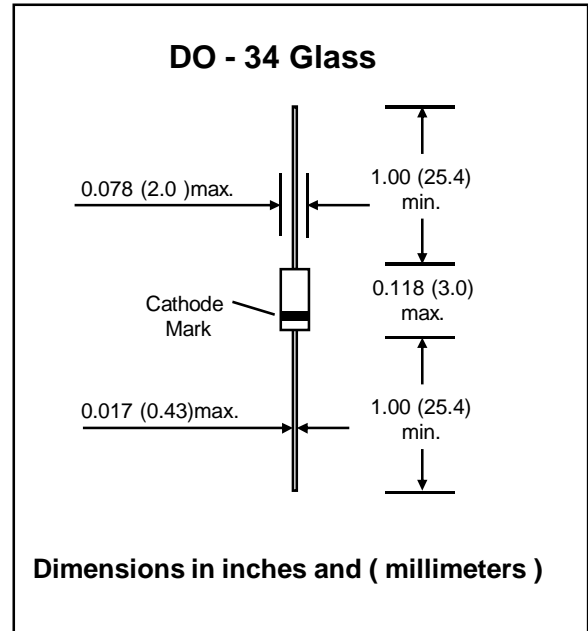
- * Low leakage, low zener impedance
- * Maximum power dissipation of 400 mW
- * Lead / RoHS Free

MECHANICAL DATA

Case: DO-34 Glass Case

Weight: approx. 0.093g

ZENER DIODES



MAXIMUM RATINGS

Rating at 25 °C ambient temperature unless otherwise specified

Parameter	Symbol	Value	Unit
Zener Current see Table "Characteristics"			
Maximum Forward Current	I _F	150	mA
Power Dissipation	P _D	400	mW
Junction Temperature	T _J	200	°C
Storage Temperature Range	T _s	- 55 to + 175	°C



Electrical Characteristics

Rating at 25 °C ambient temperature unless otherwise specified

Type No.	Grade	Zener Voltage $V_Z @ I_{ZT}$						Test Current	Maximum Dynamic Resistance		Maximum Reverse Current	
		Suffix-1		Suffix-2		Suffix-3			$r_d @ I_Z$	$I_R @ V_R$		
		min. (V)	max. (V)	min. (V)	max. (V)	min. (V)	max. (V)	I_{ZT} (mA)			$r_d @ I_Z$ (Ω)	I_Z (mA)
HZS4	A	3.4	3.6	3.5	3.7	3.6	3.8	5	100	5	5	1.00
	B	3.7	3.9	3.8	4.0	3.9	4.1	5	100	5	5	1.00
	C	4.0	4.2	4.1	4.3	4.2	4.4	5	100	5	5	1.00
HZS5	A	4.3	4.5	4.4	4.6	4.5	4.7	5	100	5	5	1.5
	B	4.6	4.8	4.7	4.9	4.8	5.0	5	100	5	5	1.5
	C	4.9	5.1	5.0	5.2	5.1	5.3	5	100	5	5	1.5
HZS6	A	5.2	5.5	5.3	5.6	5.4	5.7	5	40	5	5	2.0
	B	5.5	5.8	5.6	5.9	5.7	6.0	5	40	5	5	2.0
	C	5.8	6.1	6.0	6.3	6.1	6.4	5	40	5	5	2.0
HZS7	A	6.3	6.6	6.4	6.7	6.6	6.9	5	15	5	1	3.5
	B	6.7	7.0	6.9	7.2	7.0	7.3	5	15	5	1	3.5
	C	7.2	7.6	7.3	7.7	7.5	7.9	5	15	5	1	3.5
HZS9	A	7.7	8.1	7.9	8.3	8.1	8.5	5	20	5	1	5.0
	B	8.3	8.7	8.5	8.9	8.7	9.1	5	20	5	1	5.0
	C	8.9	9.3	9.1	9.5	9.3	9.7	5	20	5	1	5.0
HZS11	A	9.5	9.9	9.7	10.1	9.9	10.3	5	25	5	1	7.5
	B	10.2	10.6	10.4	10.8	10.7	11.1	5	25	5	1	7.5
	C	10.9	11.3	11.1	11.6	11.4	11.9	5	25	5	1	7.5
HZS12	A	11.6	12.1	11.9	12.4	12.2	12.7	5	35	5	1	9.5
	B	12.4	12.9	12.6	13.1	12.9	13.4	5	35	5	1	9.5
	C	13.2	13.7	13.5	14.0	13.8	14.3	5	35	5	1	9.5
HZS15		14.1	14.7	14.5	15.1	14.9	15.5	5	40	5	1	11
HZS16		15.3	15.9	15.7	16.5	16.3	17.1	5	45	5	1	12
HZS18		16.9	17.7	17.5	18.3	18.1	19.0	5	55	5	1	13
HZS20		18.8	19.7	19.5	20.4	20.2	21.1	2	60	2	1	15
HZS22		20.9	21.9	21.6	22.6	22.3	23.3	2	65	2	1	17
HZS24		22.9	24.0	23.6	24.7	24.3	25.5	2	70	2	1	19
HZS27		25.2	26.6	26.2	27.6	27.2	28.6	2	80	2	1	21
HZS30		28.2	29.6	29.2	30.6	30.2	31.6	2	100	2	1	23
HZS33		31.2	32.6	32.2	33.6	33.2	34.6	2	120	2	1	25
HZS36		34.2	35.7	35.3	36.8	36.4	38.0	2	140	2	1	27

Note : 1. Type No. is as follows; HZS4B1, HZS4B2, HZS36-3.

RATING AND CHARACTERISTIC CURVES (HZS Series)

FIG.1 - POWER DISSIPATION vs. ZENER VOLTAGE

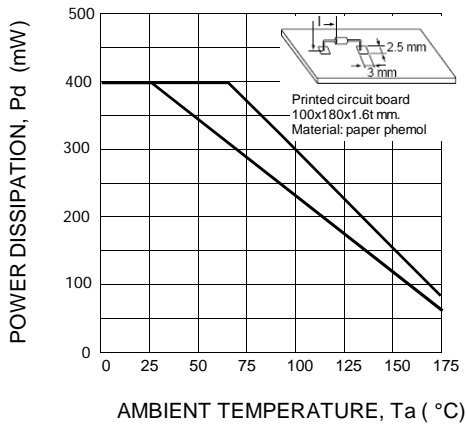


FIG.2 - TEMPERATURE COEFFICIENT vs. ZENER VOLTAGE

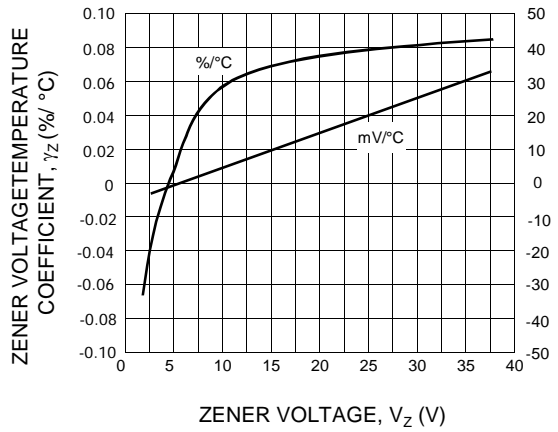


FIG.3 - ZENER CURRENT vs. ZENER VOLTAGE

