


NLCV25T-100K-PF



<b>Applications</b>	Commercial Grade
<b>Feature</b>	<p><b>No Directivity</b> No Directivity</p> <p><b>Wire Wound</b> Wire Wound</p> <p><b>Ferrite Core</b> Ferrite Core</p>
<b>Series   Type</b>	NLCV25-PF
<b>Status</b>	<p> Production (Not Recommended for New Design)</p> <p>Recommended Alternate Part No. : <a href="#">NLCV25T-100K-EF</a></p>
<b>Brand</b>	TDK



Size	
Length(L)	2.50mm ±0.20mm
Width(W)	2.00mm ±0.10mm
Thickness(T)	1.80mm ±0.10mm
Recommended Land Pattern (A)	1.00mm Nom.
Recommended Land Pattern (B)	1.50mm Nom.
Recommended Land Pattern (C)	1.50mm Nom.

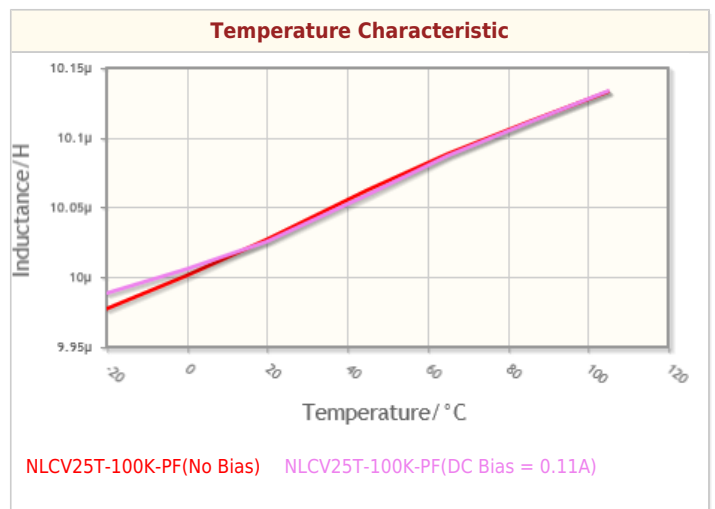
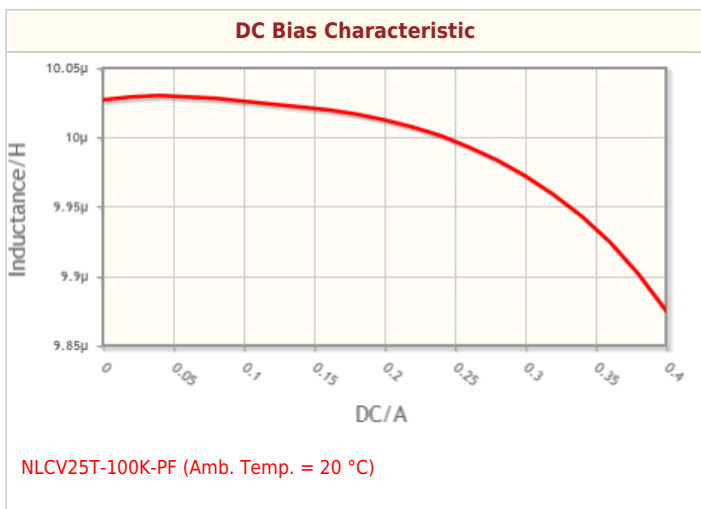
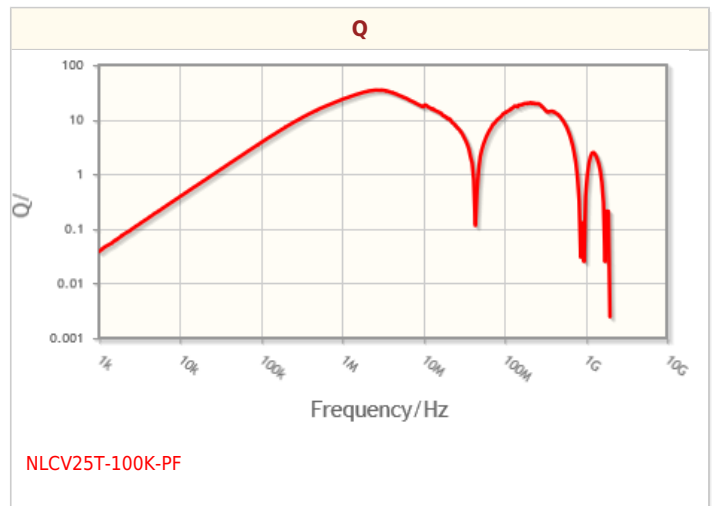
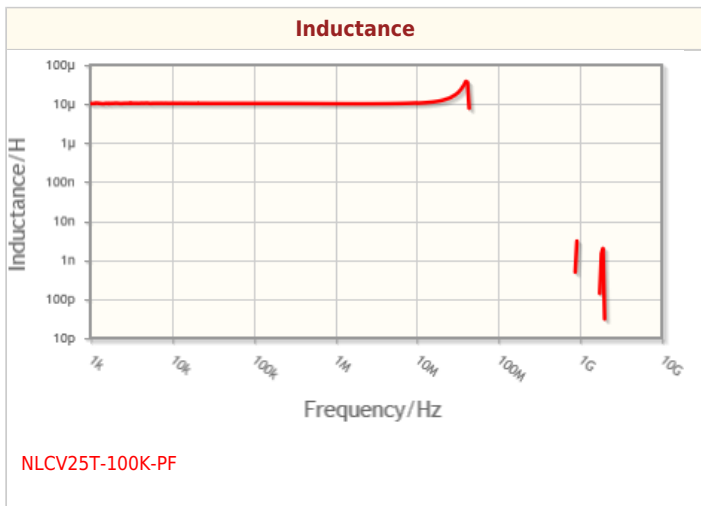
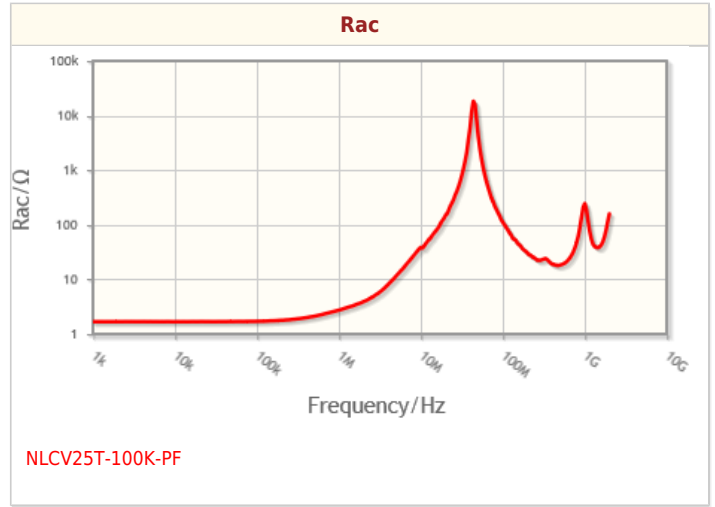
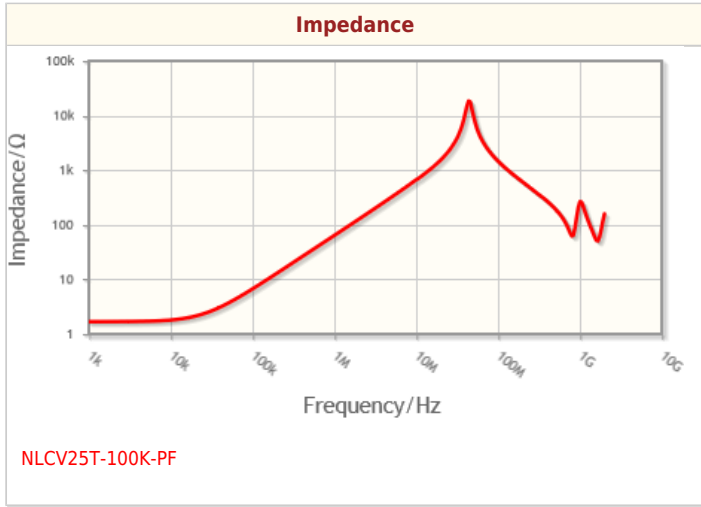
Electrical Characteristics	
Inductance	10µH ±10% at 2.52MHz
Rated Current	210mA
DC Resistance [Typ.]	1.69Ω
DC Resistance [Max.]	2.197Ω
Self Resonant Frequency [Min.]	32MHz
Self Resonant Frequency [Typ.]	
Q [Min.]	
Q [Typ.]	30

Other	
Operating Temp. Range (Including Self-Temp. Rise)	-40 to 105°C
Soldering Method	Wave (Flow) Reflow Iron Soldering
AEC-Q200	No
Packing	Blister (Plastic)Taping [180mm Reel]
Package Quantity	2000pcs
Weight	0.025g

! Images are for reference only and show exemplary products.  
! This PDF document was created based on the data listed on the TDK Corporation website.  
! All specifications are subject to change without notice.



Characteristic Graphs(This is reference data, and does not guarantee the products characteristics.)

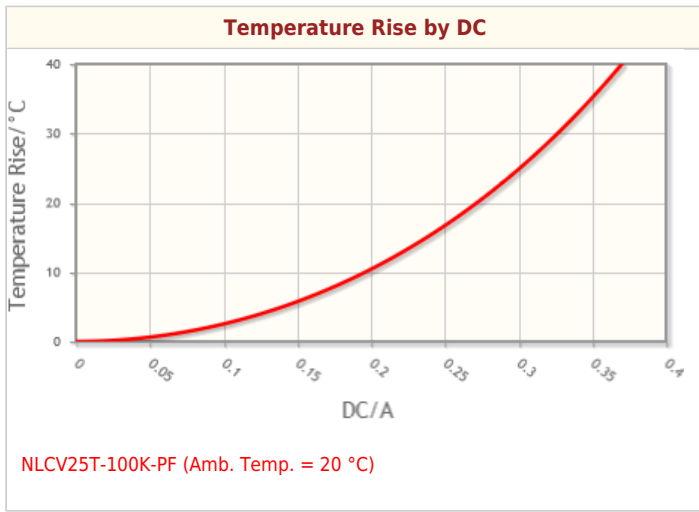


! Images are for reference only and show exemplary products.  
! This PDF document was created based on the data listed on the TDK Corporation website.  
! All specifications are subject to change without notice.

NLCV25T-100K-PF



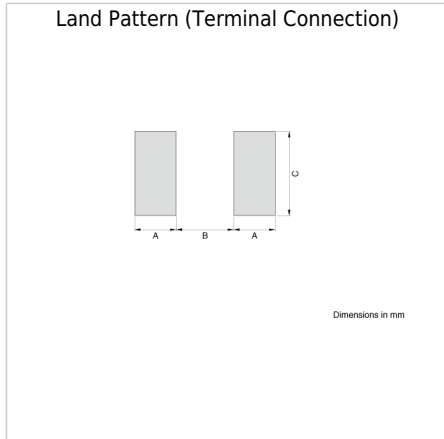
Characteristic Graphs(This is reference data, and does not guarantee the products characteristics.)



! Images are for reference only and show exemplary products.  
! This PDF document was created based on the data listed on the TDK Corporation website.  
! All specifications are subject to change without notice.



## Associated Images



! Images are for reference only and show exemplary products.  
! This PDF document was created based on the data listed on the TDK Corporation website.  
! All specifications are subject to change without notice.