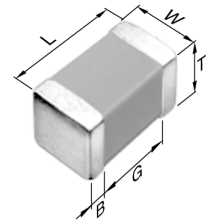


CGA1A2C0G1E050C030BA



TDK item description CGA1A2C0G1E050CT****

Applications	Automotive Grade
Feature	General General (Up to 50V) AEC-Q200 AEC-Q200
Series	CGA1(0603) [EIA 0201]
Status	Production



Dimensions in mm

Size	
Length(L)	0.60mm ±0.03mm
Width(W)	0.30mm ±0.03mm
Thickness(T)	0.30mm ±0.03mm
Terminal Width(B)	0.10mm Min.
Terminal Spacing(G)	0.20mm Min.
Recommended Land Pattern (PA)	0.25mm to 0.35mm
Recommended Land Pattern (PB)	0.20mm to 0.30mm
Recommended Land Pattern (PC)	0.25mm to 0.35mm

Electrical Characteristics	
Capacitance	5pF ±0.25pF
Rated Voltage	25VDC
Temperature Characteristic	C0G(0±30ppm/°C)
Q (Min.)	500
Insulation Resistance (Min.)	10000MΩ

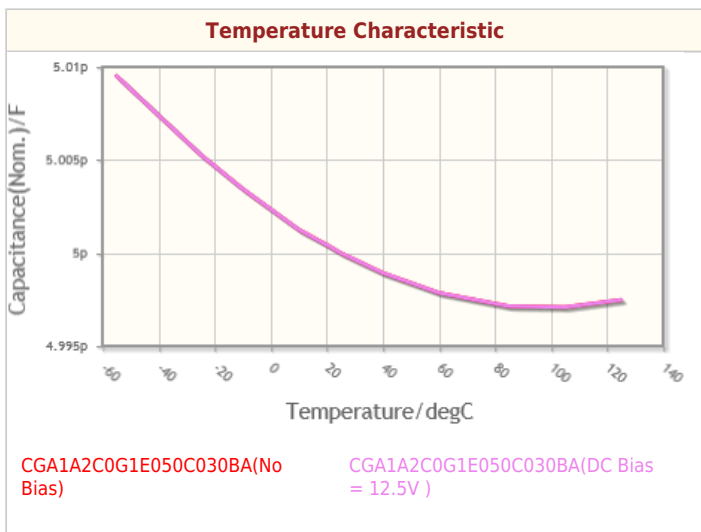
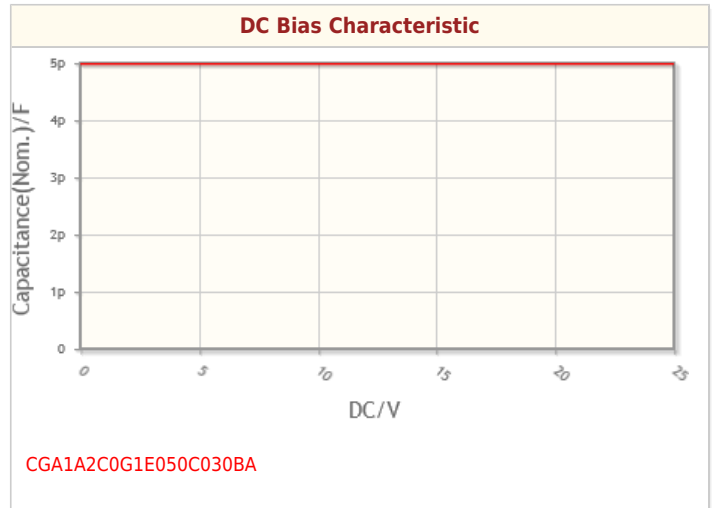
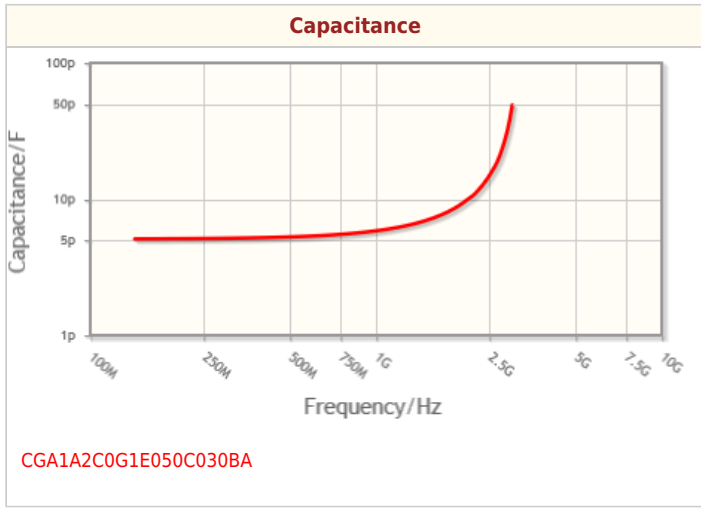
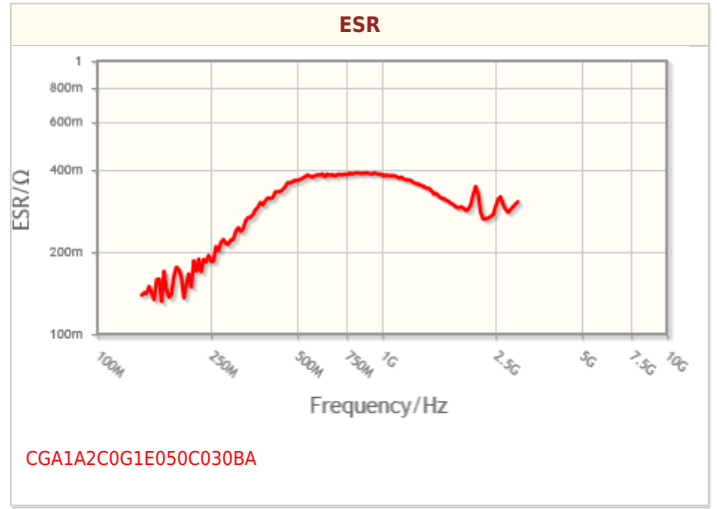
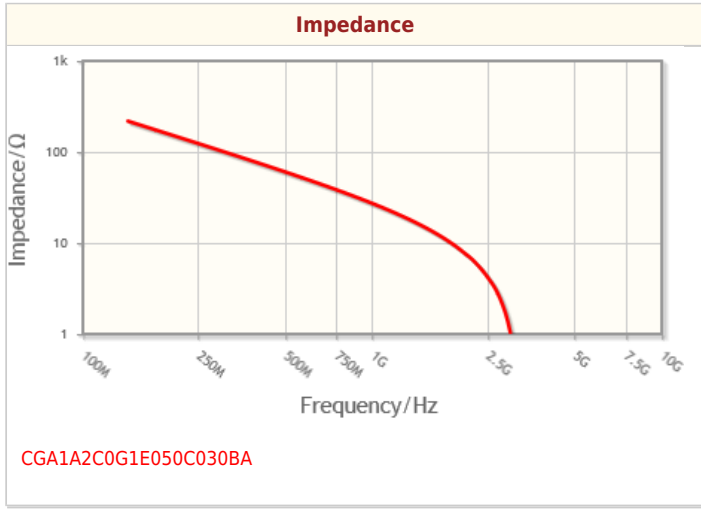
Other	
Soldering Method	Reflow
AEC-Q200	Yes
Packing	Punched (Paper)Taping [180mm Reel]
Package Quantity	15000pcs

! Images are for reference only and show exemplary products.
! This PDF document was created based on the data listed on the TDK Corporation website.
! All specifications are subject to change without notice.

CGA1A2C0G1E050C030BA



Characteristic Graphs(This is reference data, and does not guarantee the products characteristics.)

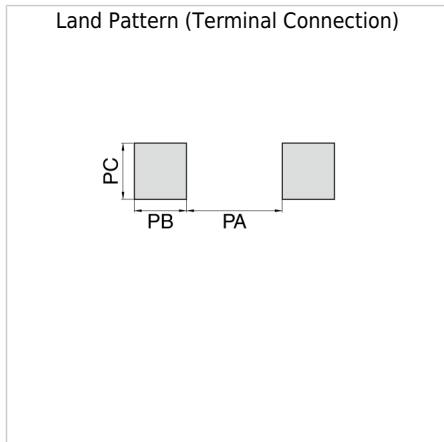


! Images are for reference only and show exemplary products.
! This PDF document was created based on the data listed on the TDK Corporation website.
! All specifications are subject to change without notice.

CGA1A2C0G1E050C030BA



Associated Images



! Images are for reference only and show exemplary products.
! This PDF document was created based on the data listed on the TDK Corporation website.
! All specifications are subject to change without notice.