



WR-15 20 dB Directional Waveguide Coupler With UG-385/U Flange and H-Plane Coupled Port From 50 GHz to 75 GHz V Band

TECHNICAL DATA SHEET

PE-W15CP001-20

The PE-W15CP001-20 is a millimeter-wave directional waveguide coupler that operates in the frequency range of 50 to 75 GHz (V Band). This V band component offers a nominal coupling level of 20 dB, mean coupling accuracy of +/- 1, coupling flatness of 1.5 dB, and has a maximum VSWR level of 1.2:1. The design is made of gold plated brass copper and incorporates a multi-hole configuration that results in typical directivity of 30 dB. Common applications for this millimeter wave component involve test setups where power reflection measurements are required that might involve power sampling and frequency monitoring with minimal signal loss to the main transmission path. This H plane coupler uses integrated WR-15 waveguide ports with UG 385/U flanges. Pasternack offers a complete family of waveguide millimeter wave directional couplers that are in-stock for same day shipment.

Features

- 20 dB Nominal Coupling Level
- Body and Flanges made of Brass Copper
- H-Plane Waveguide Coupler
- Gold Plated Waveguide
- 50 GHz to 75 GHz Frequency Range
- 1.2:1 VSWR

Applications

- Test Benches
- Radar
- Satellite
- Microwave Radio
- Attenuation Measurements
- Power Measurements
- Source Leveling

Configuration

Waveguide Size	WR-15
Flange 1	UG-385/U
Flange 2	UG-385/U
Flange 3	UG-385/U
Design	Directional Coupler

Electrical Specifications (Values at 25°C, sea level)

Description	Minimum	Typical	Maximum	Units
Frequency Range	50		75	GHz
Directivity		30		dB
Insertion Loss			1	dB
Input VSWR			1.2:1	
Secondary Line VSWR			1.2:1	
Nominal Coupling Level		20		dB
Mean Coupling Accuracy			±1	dB
Coupling Flatness			±1.5	dB

Click the following link (or enter part number in "SEARCH" on website) to obtain additional part information including price, inventory and certifications: [WR-15 20 dB Directional Waveguide Coupler With UG-385/U Flange and H-Plane Coupled Port From 50 GHz to 75 GHz V Band PE-W15CP001-20](#)





WR-15 20 dB Directional Waveguide Coupler
With UG-385/U Flange and H-Plane Coupled
Port From 50 GHz to 75 GHz V Band

TECHNICAL DATA SHEET

PE-W15CP001-20

Mechanical Specifications

Size

Length	3.5 in [88.9 mm]
Width/Dia.	1 in [25.4 mm]
Height	0.83 in [21.08 mm]

Waveguide

Size	WR-15
Material	Brass Copper
Plating	Gold
Color	Gold

Description	Flange 1	Flange 2	Flange 3
Interface	UG-385/U	UG-385/U	UG-385/U
Material	Brass Copper	Brass Copper	Brass Copper
Plating	Gold	Gold	Gold
Color	Gold	Gold	Gold

Compliance Certifications (visit www.Pasternack.com for current document)

RoHS Compliant	
REACH Compliant	06/20/2013

Plotted and Other Data

Notes:

- Values at 25 °C, sea level

Click the following link (or enter part number in "SEARCH" on website) to obtain additional part information including price, inventory and certifications: [WR-15 20 dB Directional Waveguide Coupler With UG-385/U Flange and H-Plane Coupled Port From 50 GHz to 75 GHz V Band PE-W15CP001-20](#)



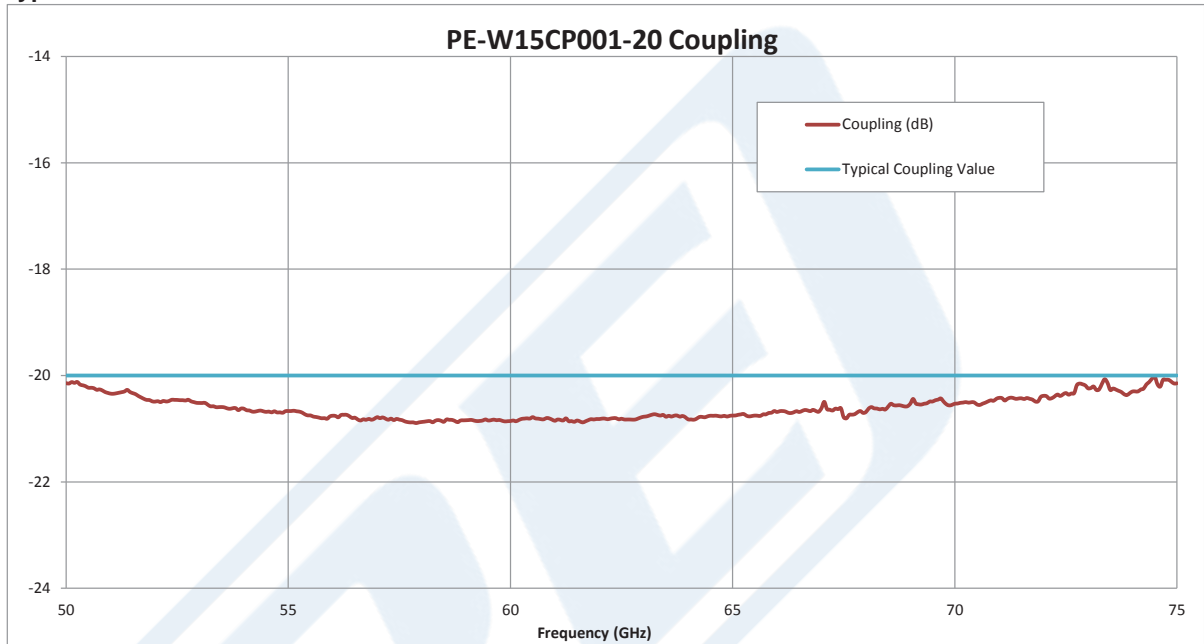


WR-15 20 dB Directional Waveguide Coupler
With UG-385/U Flange and H-Plane Coupled
Port From 50 GHz to 75 GHz V Band

TECHNICAL DATA SHEET

PE-W15CP001-20

Typical Performance Data



Click the following link (or enter part number in "SEARCH" on website) to obtain additional part information including price, inventory and certifications: [WR-15 20 dB Directional Waveguide Coupler With UG-385/U Flange and H-Plane Coupled Port From 50 GHz to 75 GHz V Band PE-W15CP001-20](#)

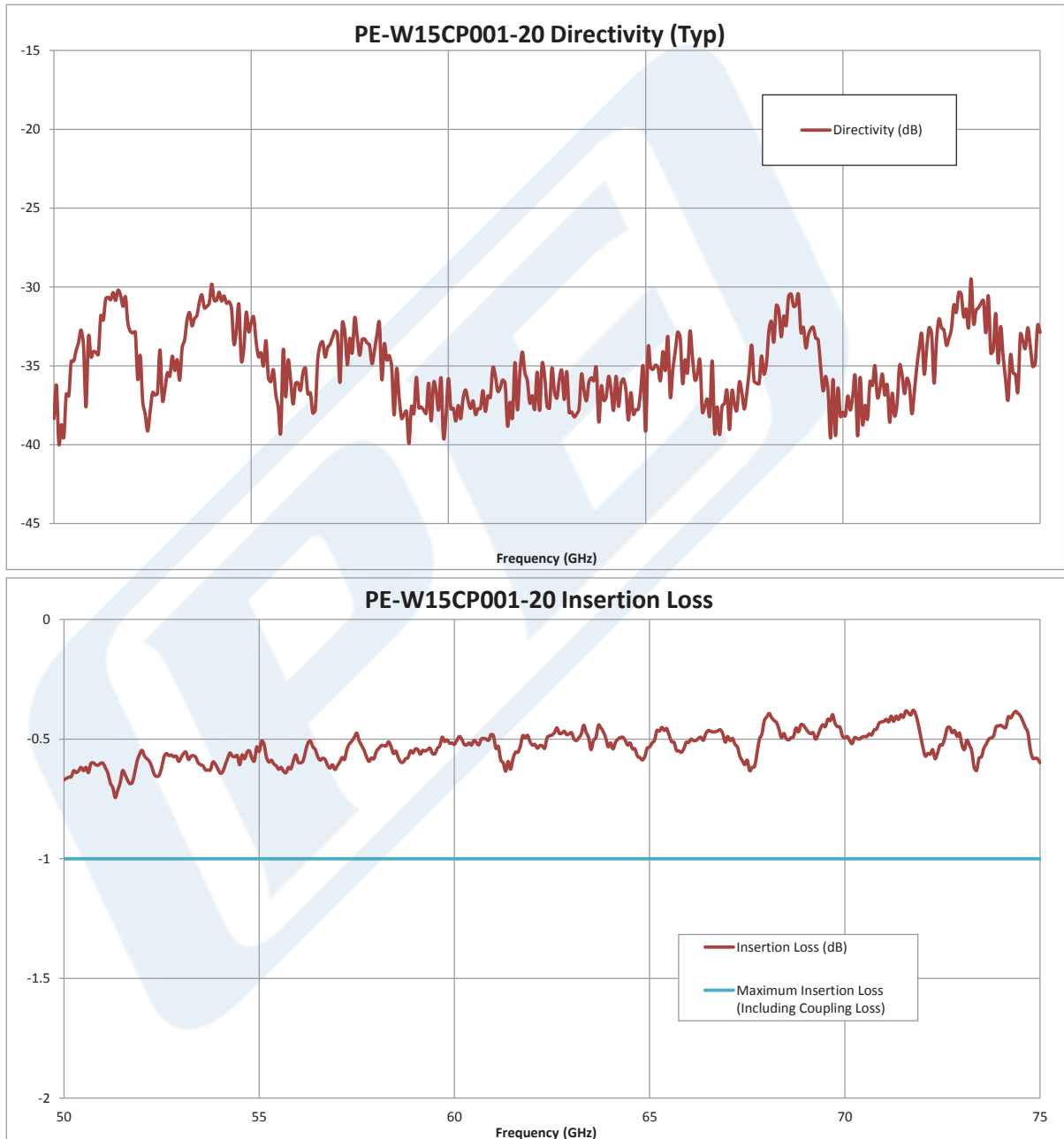




WR-15 20 dB Directional Waveguide Coupler
With UG-385/U Flange and H-Plane Coupled
Port From 50 GHz to 75 GHz V Band

TECHNICAL DATA SHEET

PE-W15CP001-20



Click the following link (or enter part number in "SEARCH" on website) to obtain additional part information including price, inventory and certifications: [WR-15 20 dB Directional Waveguide Coupler With UG-385/U Flange and H-Plane Coupled Port From 50 GHz to 75 GHz V Band PE-W15CP001-20](#)

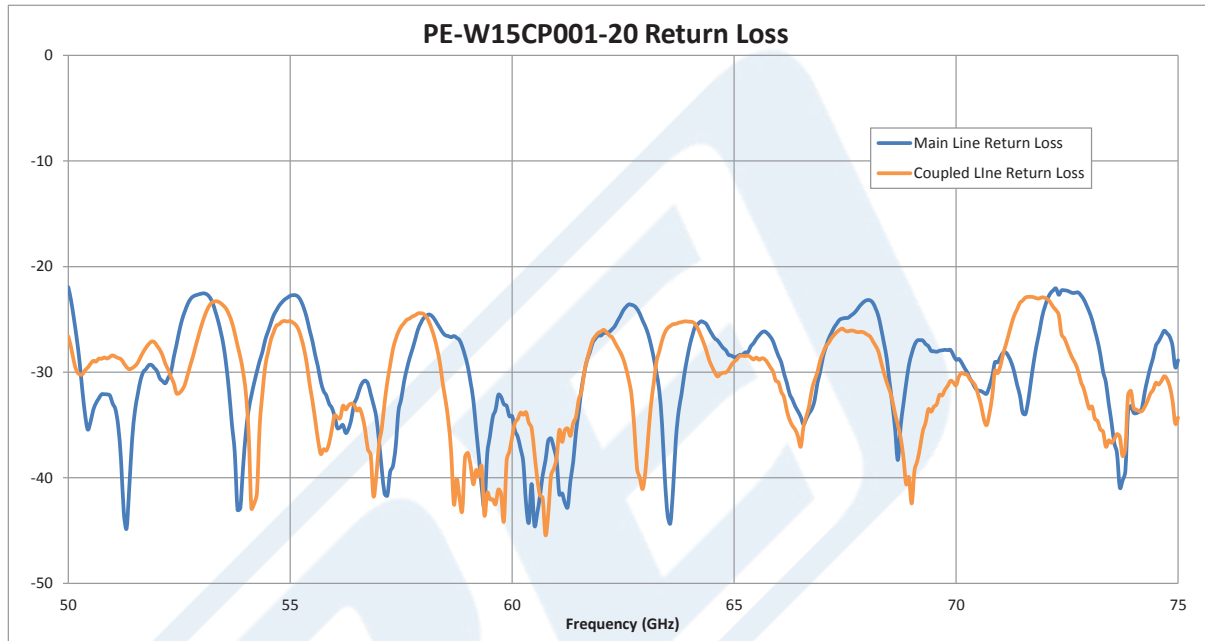




WR-15 20 dB Directional Waveguide Coupler
With UG-385/U Flange and H-Plane Coupled
Port From 50 GHz to 75 GHz V Band

TECHNICAL DATA SHEET

PE-W15CP001-20



WR-15 20 dB Directional Waveguide Coupler With UG-385/U Flange and H-Plane Coupled Port From 50 GHz to 75 GHz V Band from Pasternack Enterprises has same day shipment for domestic and International orders. Our RF, microwave and millimeter wave products maintain a 99% availability and are part of the broadest selection in the industry.

Click the following link (or enter part number in "SEARCH" on website) to obtain additional part information including price, inventory and certifications: [WR-15 20 dB Directional Waveguide Coupler With UG-385/U Flange and H-Plane Coupled Port From 50 GHz to 75 GHz V Band PE-W15CP001-20](#)

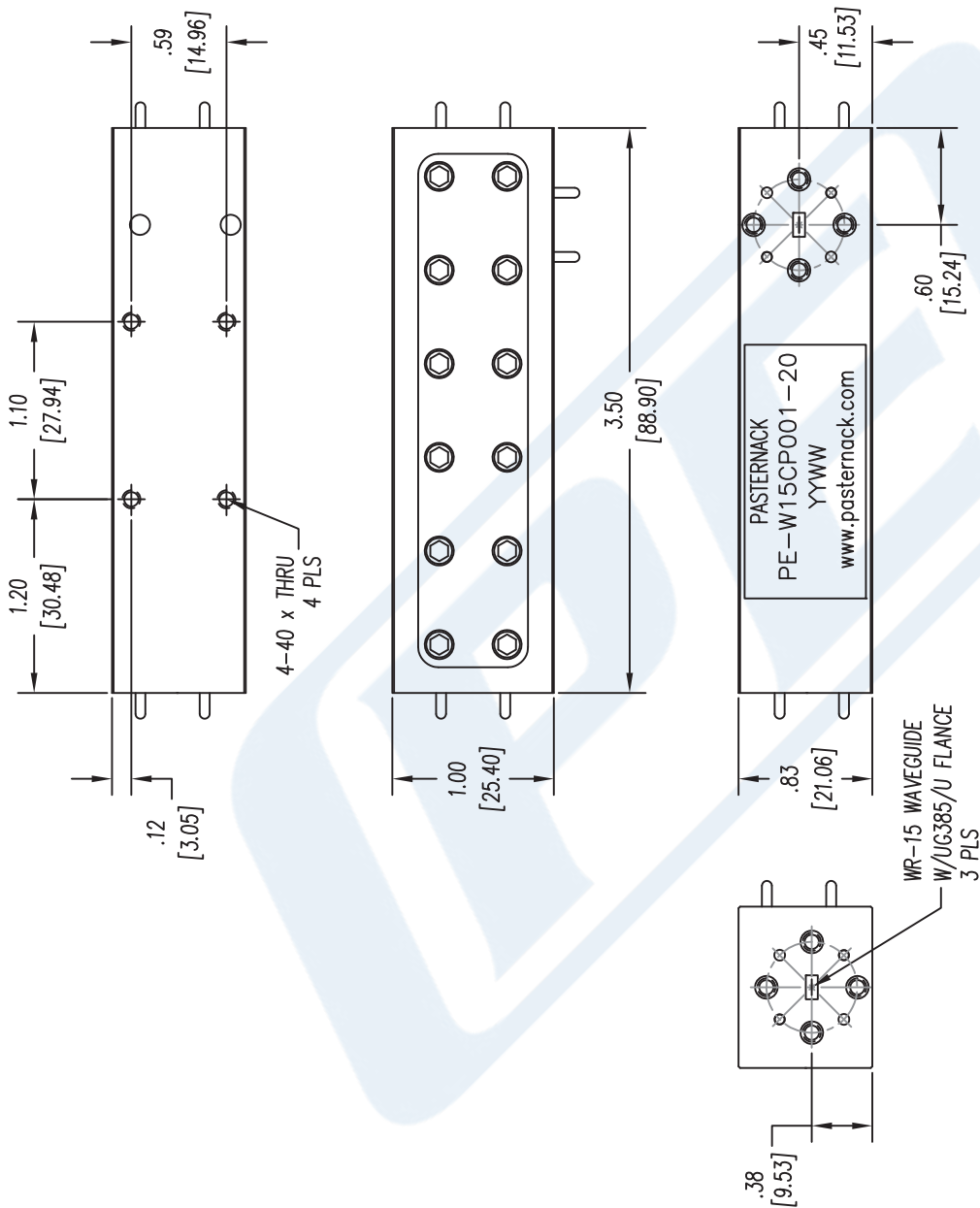
URL: <http://www.pasternack.com/wr-15-20db-directional-waveguide-coupler-ug-385-h-bend-pe-w15cp001-20-p.aspx>

The information contained in this document is accurate to the best of our knowledge and representative of the part described herein. It may be necessary to make modifications to the part and/or the documentation of the part, in order to implement improvements. Pasternack reserves the right to make such changes as required. Unless otherwise stated, all specifications are nominal. Pasternack does not make any representation or warranty regarding the suitability of the part described herein for any particular purpose, and Pasternack does not assume any liability arising out of the use of any part or documentation.



PE-W15CP001-20 CAD Drawing

WR-15 20 dB Directional Waveguide Coupler With UG-385/U Flange and H-Plane Coupled Port From 50 GHz to 75 GHz V Band



UNLESS OTHERWISE SPECIFIED:
 DIMENSIONS ARE IN: inches
 TOLERANCES ARE: [mm]
 .XX ± .02 [±.51]
 .XX ±.005 [±.13]

* THESE DIMENSIONS AND TOLERANCES SUPERSEDE NOTE #1 ON TITLE BLOCK.

DWG TITLE
PE-W15CP001-20

NOTES:
 1. UNLESS OTHERWISE SPECIFIED ALL DIMENSIONS ARE NOMINAL.
 2. ALL SPECIFICATIONS ARE SUBJECT TO CHANGE WITHOUT NOTICE AT ANY TIME.
 3. DIMENSIONS ARE IN INCHES [mm].

PE PASTERNAK
 THE ENGINEER'S RF SOURCE
 Pasternack Enterprises, Inc.
 P.O. Box 16759 | Irvine | CA | 92623
 Phone: (949) 261-1920 | Fax: (949) 261-7451
 Website: www.pasternack.com | E-Mail: sales@pasternack.com

FSCM NO. 53919

CAD FILE 041615

SCALE N/A

SIZE A

SCALE N/A

SIZE A

SCALE N/A

SIZE A