

NE5820M53

Data Sheet

P-channel MOS Field Effect Transistor for Impedance Converter of Microphone

R09DS0005EJ0200
Rev.2.00
May 20, 2011

DESCRIPTION

The NE5820M53 is a P-channel silicon MOSFET designed for use as impedance converter for microphone. The package is a 3-pin thin-type lead-less minimold, suitable for high-density surface mounting.

FEATURES

- Low noise : $N_V = -114$ dBV TYP. @ $V_{DD} = 2.0$ V, $C_{in} = 3$ pF, $R_L = 15$ k Ω
- Low input capacitance : $C_{iss} = 1.5$ pF TYP. @ $V_{DD} = 2.0$ V, $R_L = 15$ k Ω
- Low consumption current : $I_{DD} = 85$ μ A TYP. @ $V_{DD} = 2.0$ V, $R_L = 15$ k Ω
- High-density surface mounting : 3-pin thin-type lead-less minimold (1.2 × 1.0 × 0.33 mm)
- Built-in the capacitor for RF noise immunity
- High ESD voltage

APPLICATIONS

- Microphone, Sensor etc.

ORDERING INFORMATION

Part Number	Order Number	Package	Quantity	Marking	Supplying Form
NE5820M53-T1	NE5820M53-T1-A	3-pin thin-type lead-less minimold (Pb-Free)	10 kpcs/reel	B8	<ul style="list-style-type: none"> • Embossed tape 8 mm wide • Pin 3 face the perforation side of the tape

Remark To order evaluation samples, please contact your nearby sales office.

Part number for sample order: NE5820M53

CAUTION

Observe precautions when handling because these devices are sensitive to electrostatic discharge.

The mark <R> shows major revised points.

The revised points can be easily searched by copying an "<R>" in the PDF file and specifying it in the "Find what:" field.

ABSOLUTE MAXIMUM RATINGS (T_A = +25°C, unless otherwise specified)

<R>

Parameter	Symbol	Ratings	Unit
Input Voltage (IN-GND)	V _{in}	-0.8 to +0.8	V
Input Current (IN-GND)	I _{in}	0.5	mA
Output Voltage (OUT-GND)	V _{out}	-0.5 to +6	V
Output Current (OUT-GND)	I _{out}	17	mA
Channel Temperature	T _{ch}	130	°C
Operating Ambient Temperature	T _A	-40 to +95	°C
Storage Temperature	T _{stg}	-65 to +150	°C

RECOMMENDED OPERATING RANGE (T_A = +25°C)

<R>

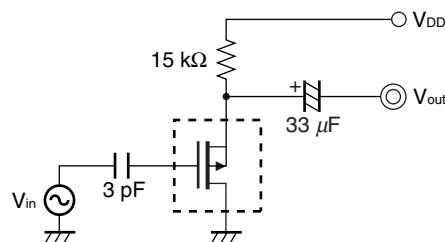
Parameter	Symbol	MIN.	TYP.	MAX.	Unit
Supply Voltage ^{Note}	V _{DD}	1.0	2.0	10.0	V

Note: R_L = 15 kΩ
ELECTRICAL CHARACTERISTICS (T_A = +25°C, R_L = 15 kΩ, unless otherwise specified)

Parameter	Symbol	Test Conditions	MIN.	TYP.	MAX.	Unit
Consumption Current	I _{DD}	V _{DD} = 2 V, V _{in} = 0 V	60	85	105	μA
Input Capacitance	C _{iss}	V _{DD} = 2 V, f = 1 MHz	–	1.5	–	pF
Voltage Gain	G _V	V _{DD} = 2 V, V _{in} = 10 mVrms, C _{in} = 3 pF, f = 1 kHz, see TEST CIRCUIT	-4.5	-3.0	–	dB
Reduced Voltage Characteristics	ΔG _{VV}	V _{DD} = 2 → 1.5 V, V _{in} = 10 mVrms, C _{in} = 3 pF, f = 1 kHz, see TEST CIRCUIT	–	0.3	–	dB
Frequency Characteristics	ΔG _{Vf}	V _{DD} = 2 V, V _{in} = 10 mVrms, C _{in} = 3 pF, f = 1 kHz → 110 Hz, see TEST CIRCUIT	–	0.05	–	dB
Output Noise Voltage	N _V	V _{DD} = 2 V, V _{in} = 0 Vrms, C _{in} = 3 pF, A-Curve, see TEST CIRCUIT	–	-114	–	dBV
Total Harmonic Distortion	THD	V _{DD} = 2 V, V _{out} = 30 mVrms, C _{in} = 3 pF, f = 1 kHz, see TEST CIRCUIT	–	0.1	–	%

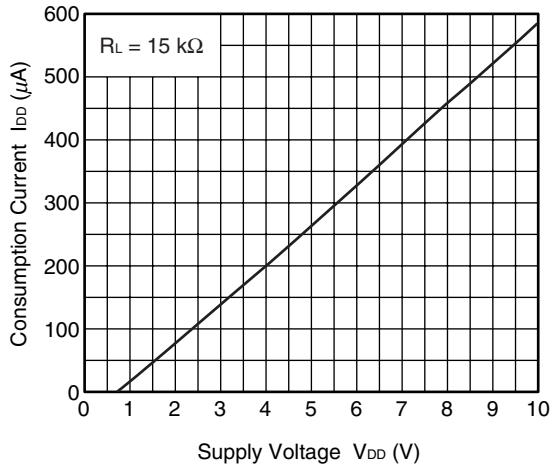
TEST CIRCUIT

Voltage Gain, Frequency Characteristics, Output Noise Voltage, Total Harmonic Distortion

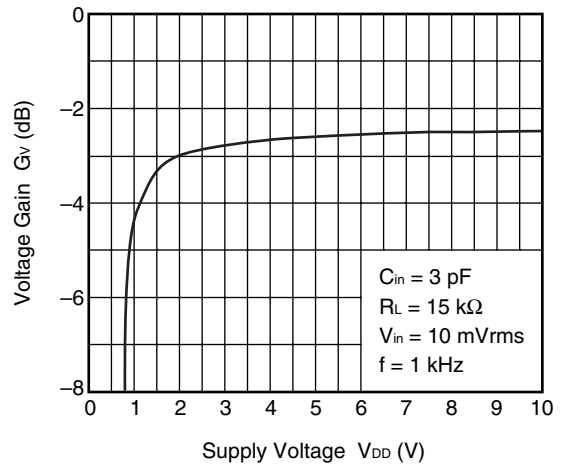


<R> **TYPICAL CHARACTERISTICS (T_A = +25°C, unless otherwise specified)**

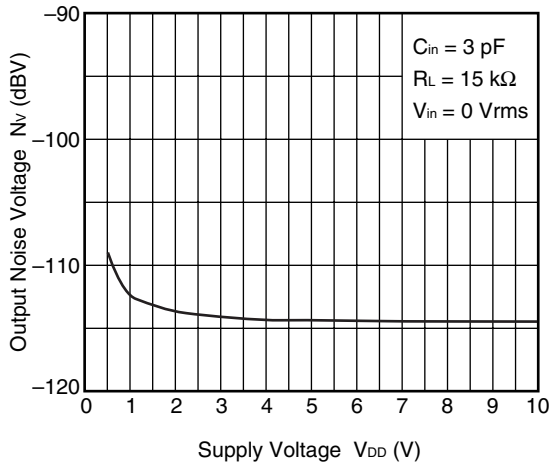
CONSUMPTION CURRENT vs. SUPPLY VOLTAGE



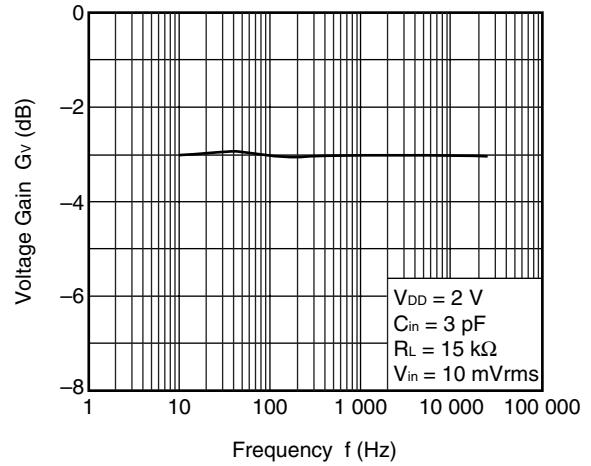
VOLTAGE GAIN vs. SUPPLY VOLTAGE



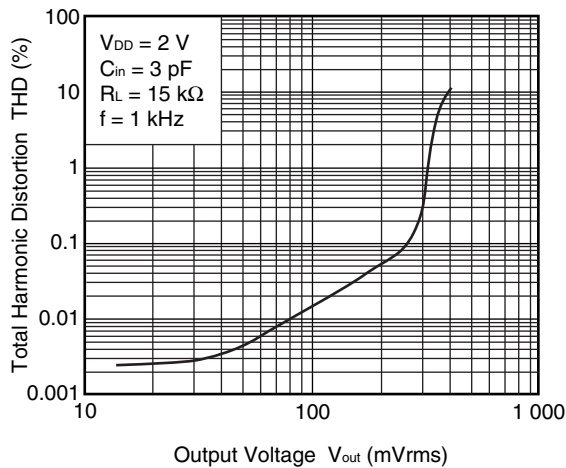
OUTPUT NOISE VOLTAGE vs. SUPPLY VOLTAGE



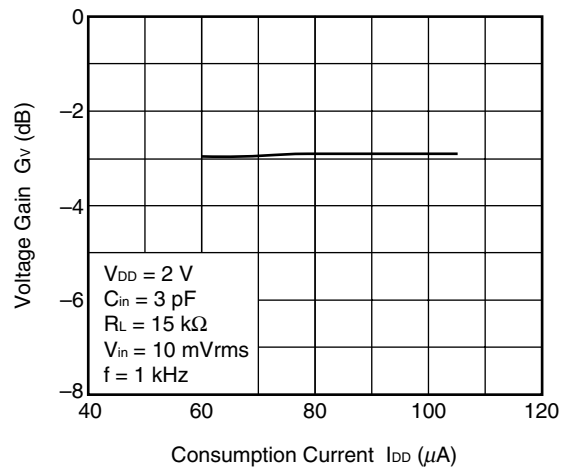
VOLTAGE GAIN vs. FREQUENCY



TOTAL HARMONIC DISTORTION vs. OUTPUT VOLTAGE

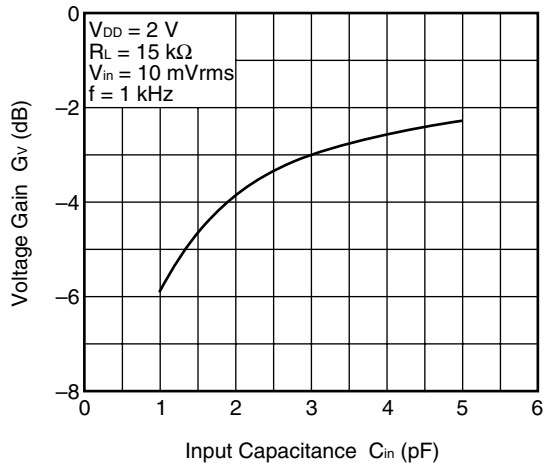


VOLTAGE GAIN vs. CONSUMPTION CURRENT

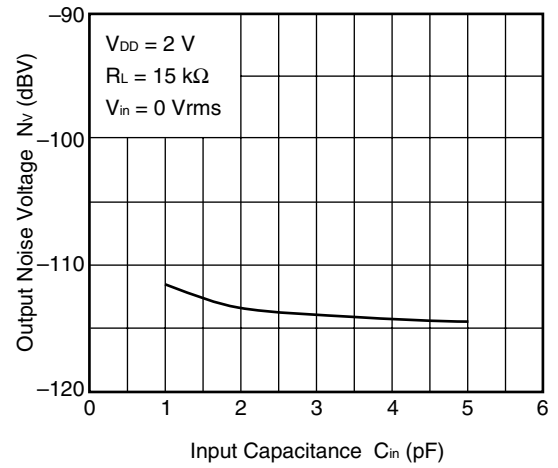


Remark The graphs indicate nominal characteristics.

VOLTAGE GAIN vs. INPUT CAPACITANCE



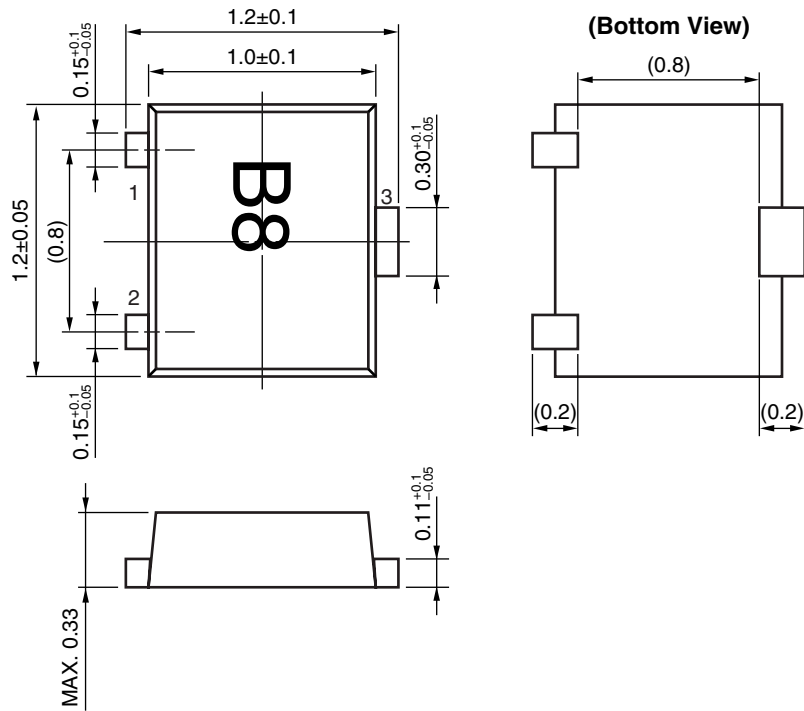
OUTPUT NOISE VOLTAGE vs. INPUT CAPACITANCE



Remark The graphs indicate nominal characteristics.

PACKAGE DIMENSIONS

3-PIN THIN-TYPE LEAD-LESS MINIMOLD (UNIT: mm)



PIN CONNECTIONS

- 1. OUT
- 2. IN
- 3. GND

Remark (): Reference value

RECOMMENDED SOLDERING CONDITIONS

This product should be soldered and mounted under the following recommended conditions. For soldering methods and conditions other than those recommended below, contact your nearby sales office.

Soldering Method	Soldering Conditions	Condition Symbol
Infrared Reflow	Peak temperature (package surface temperature) : 260°C or below Time at peak temperature : 10 seconds or less Time at temperature of 220°C or higher : 60 seconds or less Preheating time at 120 to 180°C : 120±30 seconds Maximum number of reflow processes : 3 times Maximum chlorine content of rosin flux (% mass) : 0.2%(Wt.) or below	IR260
Wave Soldering	Peak temperature (molten solder temperature) : 260°C or below Time at peak temperature : 10 seconds or less Preheating temperature (package surface temperature) : 120°C or below Maximum number of flow processes : 1 time Maximum chlorine content of rosin flux (% mass) : 0.2%(Wt.) or below	WS260
Partial Heating	Peak temperature (terminal temperature) : 350°C or below Soldering time (per side of device) : 3 seconds or less Maximum chlorine content of rosin flux (% mass) : 0.2%(Wt.) or below	HS350

CAUTION

Do not use different soldering methods together (except for partial heating).

Revision History	NE5820M53 Data Sheet
-------------------------	-----------------------------

Rev.	Date	Description	
		Page	Summary
1.00	Jul 9, 2010	–	First edition issued
2.00	May 20, 2011	p. 2	ABSOLUTE MAXIMUM RATINGS: Operating Ambient Temperature –40 to +85 → –40 to +95
		p. 2	RECOMMENDED OPERATING RANGE: Supply Voltage MIN. 1.5 → 1.0, MAX. 5.0 → 10.0
		p. 3	TYPICAL CHARACTERISTICS: Modification of CONSUMPTION CURRENT vs. SUPPLY VOLTAGE, VOLTAGE GAIN vs. SUPPLY VOLTAGE, OUTPUT NOISE VOLTAGE vs. SUPPLY VOLTAGE

All trademarks and registered trademarks are the property of their respective owners.

Notice

- All information included in this document is current as of the date this document is issued. Such information, however, is subject to change without any prior notice. Before purchasing or using any Renesas Electronics products listed herein, please confirm the latest product information with a Renesas Electronics sales office. Also, please pay regular and careful attention to additional and different information to be disclosed by Renesas Electronics such as that disclosed through our website.
- Renesas Electronics does not assume any liability for infringement of patents, copyrights, or other intellectual property rights of third parties by or arising from the use of Renesas Electronics products or technical information described in this document. No license, express, implied or otherwise, is granted hereby under any patents, copyrights or other intellectual property rights of Renesas Electronics or others.
- You should not alter, modify, copy, or otherwise misappropriate any Renesas Electronics product, whether in whole or in part.
- Descriptions of circuits, software and other related information in this document are provided only to illustrate the operation of semiconductor products and application examples. You are fully responsible for the incorporation of these circuits, software, and information in the design of your equipment. Renesas Electronics assumes no responsibility for any losses incurred by you or third parties arising from the use of these circuits, software, or information.
- When exporting the products or technology described in this document, you should comply with the applicable export control laws and regulations and follow the procedures required by such laws and regulations. You should not use Renesas Electronics products or the technology described in this document for any purpose relating to military applications or use by the military, including but not limited to the development of weapons of mass destruction. Renesas Electronics products and technology may not be used for or incorporated into any products or systems whose manufacture, use, or sale is prohibited under any applicable domestic or foreign laws or regulations.
- Renesas Electronics has used reasonable care in preparing the information included in this document, but Renesas Electronics does not warrant that such information is error free. Renesas Electronics assumes no liability whatsoever for any damages incurred by you resulting from errors in or omissions from the information included herein.
- Renesas Electronics products are classified according to the following three quality grades: "Standard", "High Quality", and "Specific". The recommended applications for each Renesas Electronics product depends on the product's quality grade, as indicated below. You must check the quality grade of each Renesas Electronics product before using it in a particular application. You may not use any Renesas Electronics product for any application categorized as "Specific" without the prior written consent of Renesas Electronics. Further, you may not use any Renesas Electronics product for any application for which it is not intended without the prior written consent of Renesas Electronics. Renesas Electronics shall not be in any way liable for any damages or losses incurred by you or third parties arising from the use of any Renesas Electronics product for an application categorized as "Specific" or for which the product is not intended where you have failed to obtain the prior written consent of Renesas Electronics. The quality grade of each Renesas Electronics product is "Standard" unless otherwise expressly specified in a Renesas Electronics data sheets or data books, etc.
"Standard": Computers; office equipment; communications equipment; test and measurement equipment; audio and visual equipment; home electronic appliances; machine tools; personal electronic equipment; and industrial robots.
"High Quality": Transportation equipment (automobiles, trains, ships, etc.); traffic control systems; anti-disaster systems; anti-crime systems; safety equipment; and medical equipment not specifically designed for life support.
"Specific": Aircraft; aerospace equipment; submersible repeaters; nuclear reactor control systems; medical equipment or systems for life support (e.g. artificial life support devices or systems), surgical implantations, or healthcare intervention (e.g. excision, etc.), and any other applications or purposes that pose a direct threat to human life.
- You should use the Renesas Electronics products described in this document within the range specified by Renesas Electronics, especially with respect to the maximum rating, operating supply voltage range, movement power voltage range, heat radiation characteristics, installation and other product characteristics. Renesas Electronics shall have no liability for malfunctions or damages arising out of the use of Renesas Electronics products beyond such specified ranges.
- Although Renesas Electronics endeavors to improve the quality and reliability of its products, semiconductor products have specific characteristics such as the occurrence of failure at a certain rate and malfunctions under certain use conditions. Further, Renesas Electronics products are not subject to radiation resistance design. Please be sure to implement safety measures to guard them against the possibility of physical injury, and injury or damage caused by fire in the event of the failure of a Renesas Electronics product, such as safety design for hardware and software including but not limited to redundancy, fire control and malfunction prevention, appropriate treatment for aging degradation or any other appropriate measures. Because the evaluation of microcomputer software alone is very difficult, please evaluate the safety of the final products or system manufactured by you.
- Please contact a Renesas Electronics sales office for details as to environmental matters such as the environmental compatibility of each Renesas Electronics product. Please use Renesas Electronics products in compliance with all applicable laws and regulations that regulate the inclusion or use of controlled substances, including without limitation, the EU RoHS Directive. Renesas Electronics assumes no liability for damages or losses occurring as a result of your noncompliance with applicable laws and regulations.
- This document may not be reproduced or duplicated, in any form, in whole or in part, without prior written consent of Renesas Electronics.
- Please contact a Renesas Electronics sales office if you have any questions regarding the information contained in this document or Renesas Electronics products, or if you have any other inquiries.
(Note 1) "Renesas Electronics" as used in this document means Renesas Electronics Corporation and also includes its majority-owned subsidiaries.
(Note 2) "Renesas Electronics product(s)" means any product developed or manufactured by or for Renesas Electronics.



SALES OFFICES

Renesas Electronics Corporation

<http://www.renesas.com>

Refer to "<http://www.renesas.com/>" for the latest and detailed information.

Renesas Electronics America Inc.
2880 Scott Boulevard Santa Clara, CA 95050-2554, U.S.A.
Tel: +1-408-586-6000, Fax: +1-408-586-6130

Renesas Electronics Canada Limited
1101 Nicholson Road, Newmarket, Ontario L3Y 9C3, Canada
Tel: +1-905-898-5441, Fax: +1-905-898-3220

Renesas Electronics Europe Limited
Dukes Meadow, Millboard Road, Bourne End, Buckinghamshire, SL8 5FH, U.K
Tel: +44-1628-585-100, Fax: +44-1628-585-900

Renesas Electronics Europe GmbH
Arcadiastrasse 10, 40472 Düsseldorf, Germany
Tel: +49-211-65030, Fax: +49-211-6503-1327

Renesas Electronics (China) Co., Ltd.
7th Floor, Quantum Plaza, No.27 ZhiChunLu Haidian District, Beijing 100083, P.R.China
Tel: +86-10-8235-1155, Fax: +86-10-8235-7679

Renesas Electronics (Shanghai) Co., Ltd.
Unit 204, 205, AZIA Center, No.1233 Lujiazui Ring Rd., Pudong District, Shanghai 200120, China
Tel: +86-21-5877-1818, Fax: +86-21-6887-7858 / -7898

Renesas Electronics Hong Kong Limited
Unit 1601-1613, 16/F., Tower 2, Grand Century Place, 193 Prince Edward Road West, Mongkok, Kowloon, Hong Kong
Tel: +852-2886-9318, Fax: +852 2886-9022/9044

Renesas Electronics Taiwan Co., Ltd.
7F, No. 363 Fu Shing North Road Taipei, Taiwan
Tel: +886-2-8175-9600, Fax: +886 2-8175-9670

Renesas Electronics Singapore Pte. Ltd.
1 HarbourFront Avenue, #06-10, Keppel Bay Tower, Singapore 098632
Tel: +65-6213-0200, Fax: +65-6276-8001

Renesas Electronics Malaysia Sdn.Bhd.
Unit 906, Block B, Menara Amcorp, Amcorp Trade Centre, No. 18, Jin Persiaran Barat, 46050 Petaling Jaya, Selangor Darul Ehsan, Malaysia
Tel: +60-3-7955-9390, Fax: +60-3-7955-9510

Renesas Electronics Korea Co., Ltd.
11F., Samik Lavied' or Bldg., 720-2 Yeoksam-Dong, Kangnam-Ku, Seoul 135-080, Korea
Tel: +82-2-558-3737, Fax: +82-2-558-5141