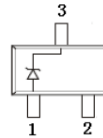


ZENER DIODES

FEATURES

- Planar Die construction
- 410mW Power Dissipation
- Ideally Suited for Automated Assembly Processes
- Pb free product : 99% Sn above can meet RoHS environment substance diective request

MMBZ52XXA series



Parameter	Symbol	Value	Units
Maximum Power Dissipation (Notes A) at 25°C	P <sub>D</sub>	410	mW
Operating Junction and StorageTemperature Range	T <sub>J</sub>	-50 to +150	°C

NOTES:

A. Mounted on 5.0mm<sup>2</sup>(.013mm thick) land areas.

## MMBZ52XXA series

ELECTRICAL CHARACTERISTICS @ Ta=25°C unless otherwise specified

Part Number	Nominal Zener Voltage			Max. Zener Impedance				Max Reverse Leakage Current		Marking Code	Package
	Vz @ IzT			ZT @ IzT		Zzk @ Izk		IR @ VR			
	Nom. V	Min. V	Max. V	Ω	mA	Ω	mA	μA	V		
MMBZ5229A	4.3	4.21	4.39	22	20.0	2000	0.25	5.0	1.0	D4	SOT-23
MMBZ5230A	4.7	4.61	4.79	19	20.0	1900	0.25	5.0	2.0	D5	SOT-23
MMBZ5231A	5.1	5.00	5.20	17	20.0	1600	0.25	5.0	2.0	E1	SOT-23
MMBZ5232A	5.6	5.49	5.71	11	20.0	1600	0.25	5.0	3.0	E2	SOT-23
MMBZ5234A	6.2	6.08	6.32	7	20.0	1000	0.25	5.0	4.0	E4	SOT-23
MMBZ5235A	6.8	6.66	6.94	5	20.0	750	0.25	3.0	5.0	E5	SOT-23
MMBZ5236A	7.5	7.35	7.65	6	20.0	500	0.25	3.0	6.0	F1	SOT-23
MMBZ5237A	8.2	8.04	8.36	8	20.0	500	0.25	3.0	6.0	F2	SOT-23
MMBZ5239A	9.1	8.92	9.28	10	20.0	600	0.25	3.0	6.5	F4	SOT-23
MMBZ5240A	10	9.80	10.20	17	20.0	600	0.25	3.0	8.0	F5	SOT-23
MMBZ5241A	11	10.78	11.22	22	20.0	600	0.25	3.0	8.4	H1	SOT-23
MMBZ5242A	12	11.76	12.24	30	20.0	600	0.25	2.0	9.1	H2	SOT-23
MMBZ5243A	13	12.74	13.26	13	9.5	600	0.25	1.0	9.9	H3	SOT-23
MMBZ5244A	14	13.72	14.28	15	9.0	600	0.25	0.5	10.5	H4	SOT-23
MMBZ5245A	15	14.70	15.30	16	8.5	600	0.25	0.5	11.0	H5	SOT-23
MMBZ5246A	16	15.68	16.32	17	7.8	600	0.25	0.1	12.0	J1	SOT-23
MMBZ5247A	17	16.66	17.34	19	7.5	600	0.25	0.1	13.0	J2	SOT-23
MMBZ5248A	18	17.64	18.36	21	7.0	600	0.25	0.1	14.0	J3	SOT-23
MMBZ5250A	20	19.60	20.40	25	6.2	600	0.25	0.1	15.0	J5	SOT-23
MMBZ5251A	22	21.56	22.44	29	5.6	600	0.25	0.1	17.0	K1	SOT-23
MMBZ5252A	24	23.52	24.48	33	5.2	600	0.25	0.1	18.0	K2	SOT-23
MMBZ5254A	27	26.46	27.54	41	5.0	600	0.25	0.1	21.0	K4	SOT-23
MMBZ5255A	28	27.44	28.56	44	4.5	600	0.25	0.1	21.0	K5	SOT-23
MMBZ5256A	30	29.40	30.60	49	4.2	600	0.25	0.1	23.0	M1	SOT-23
MMBZ5257A	33	32.34	33.66	58	3.8	700	0.25	0.1	25.0	M2	SOT-23
MMBZ5258A	36	35.28	36.72	70	3.4	700	0.25	0.1	27.0	M3	SOT-23
MMBZ5259A	39	38.22	39.78	80	3.2	800	0.25	0.1	30.0	M4	SOT-23
MMBZ5260A	43	42.14	43.86	93	3.0	900	0.25	0.1	33	M5	SOT-23
MMBZ5261A	47	46.06	47.94	105	2.7	1000	0.25	0.1	36	N1	SOT-23
MMBZ5262A	51	49.98	52.02	125	2.5	1100	0.25	0.1	39	N2	SOT-23

**MMBZ52XXA series**

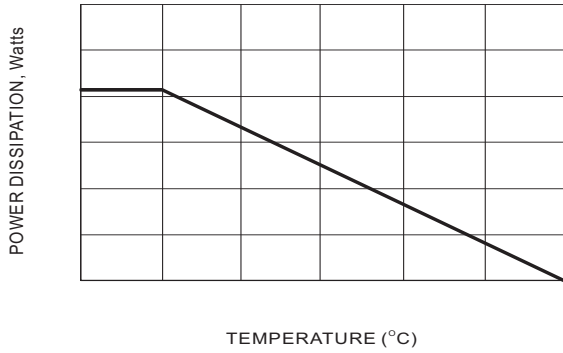


Fig.1 STEADY STATE POWER DERATING

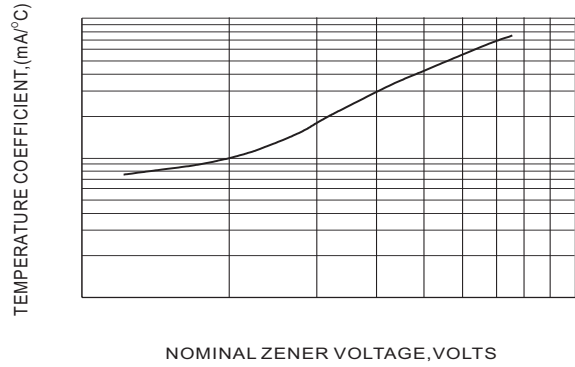


Fig.2 TEMPERATURE COEFFICIENTS

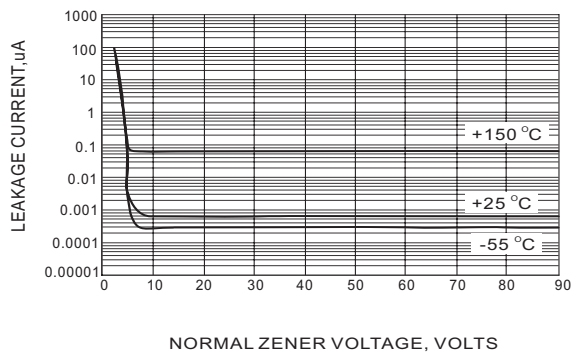


Fig.3 TYPICAL LEAKAGE CURRENT

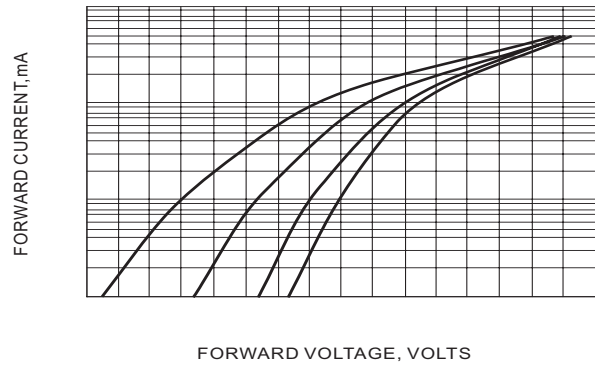


Fig.4 TYPICAL FORWARD VOLTAGE