



MUR505 THRU MUR560

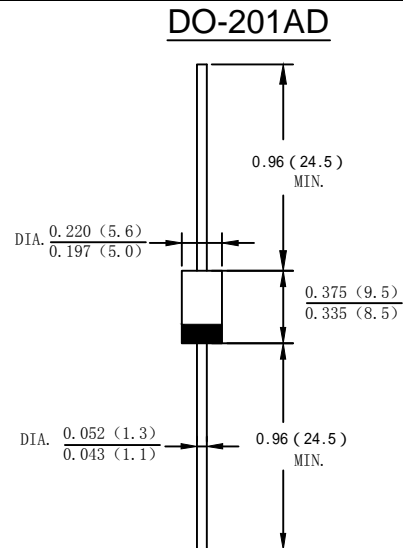
5.0 AMP. High Efficient Rectifiers

Features

- Low forward voltage drop
- High current capability
- High reliability
- High surge current capability
- Plastic material-UL flammability 94V-0

Mechanical Data

- Case: Molded plastic DO-201AD
- Terminals: Plated leads solderable per MIL-STD-202, Method 208 guaranteed
- Polarity: Color band denotes cathode end
- Mounting Position: Any
- Making: Type Number
- Lead Free: For RoHS/Lead Free Version



Dimensions in inches and (millimeters)

Maximum Ratings and Electrical Characteristics

Rating at 25°C ambient temperature unless otherwise specified

Single phase, half wave, 60Hz, resistive or inductive load

For capacitive load derate current by 20%

Type Number	SYMBOL	MUR 505	MUR 510	MUR 515	MUR 520	MUR 540	MUR 560	Unit
Maximum Recurrent Peak Reverse Voltage	V_{RRM}	50	100	150	200	400	600	V
Maximum RMS Voltage	V_{RMS}	35	70	104	140	280	420	V
Maximum DC Blocking Voltage	V_{DC}	50	100	150	200	400	600	V
Maximum Average Forward Rectified Current. 375"(9.5mm) lead length @ $T_A=55^\circ\text{C}$	I_o	5.0						A
Peak Forward Surge Current 8.3ms Single half sine-wave superimposed on rated load (JEDEC Method)	I_{FSM}	150						A
Forward Voltage @ $I_F=5.0\text{A}$	V_{FM}	1.0			1.4			V
Peak Reverse Current @ $T_A=25^\circ\text{C}$	I_R	10.0						uA
At Rated DC Blocking Voltage @ $T_A=100^\circ\text{C}$		200						
Typical Junction Capacitance (Note 1)	C_J	75						pF
Maximum Reverse Recovery Time (Note 2)	T_{rr}	40			60			ns
Operating Temperature Range	T_J	-55 to +125						$^\circ\text{C}$
Storage Temperature Range	T_{STG}	-55 to +125						$^\circ\text{C}$

Note: 1. Measured at 1.0 MHz and Applied reverse Voltage of 4.0V D.C

2. Reverse Recovery Test Conditions: $I_F=0.5\text{A}$, $I_R=1\text{A}$, $I_{rr}=0.25\text{A}$

MUR505 THRU MUR560

FIG. 1 – FORWARD CURRENT DERATING CURVE

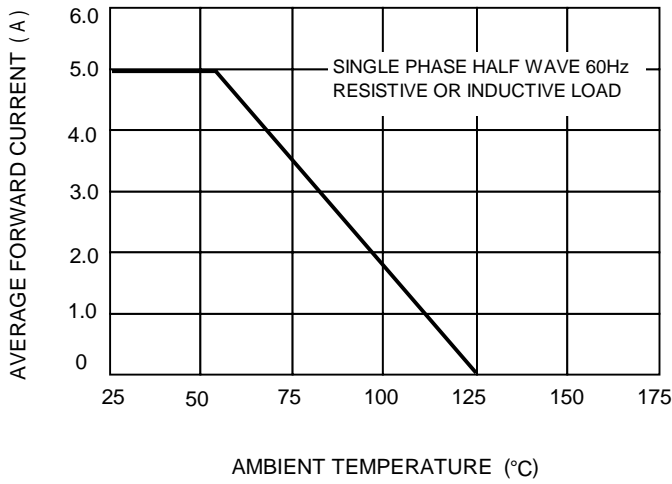


FIG.2-TYPICAL FORWARD CHARACTERISTICS

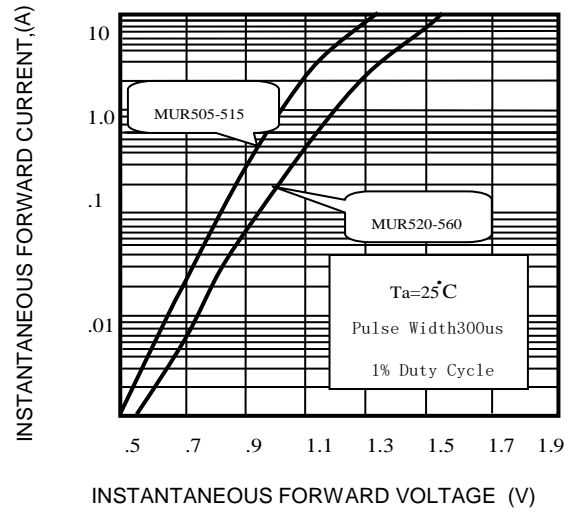


FIG. 3 – MAXIMUM NON-REPETITIVE SURGE CURRENT

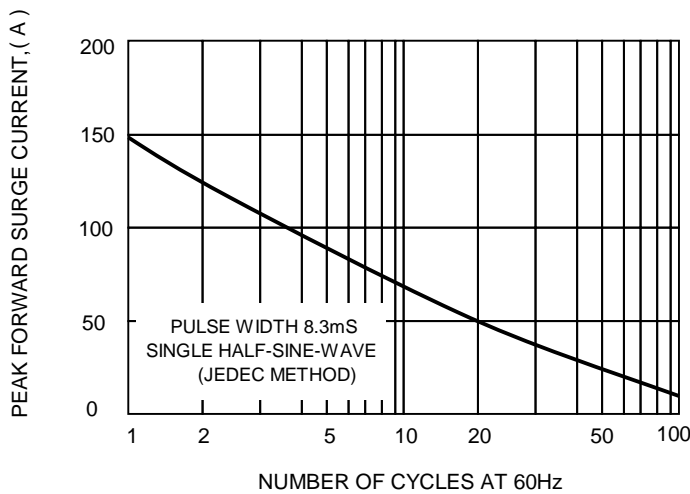


FIG.4 – TYPICAL JUNCTION CAPACITANCE

