

Medical Grade Class II 10 Watt Adapter



- 10 Watt, Wall Mount
- Single Outputs of 3.3VDC to 55VDC
- 80-275VAC Input Operating Range
- 4000VAC Input to Output Isolation
- 4 Input Plug Options
- UL60601-1 3rd Edition Approvals



Model Number	Output VDC	Output Amps (max.)	Output Power	Efficiency FL, 230VAC	Ripple & Noise	Total Regulation	No Load Consumption
SINGLE OUTPUT							
*AHP1001 (A, B, C, or D)-01	3.3	1.82	6 Watts	65% typ.	66 mV p-p	±5%	0.2 Watts
*AHP1001 (A, B, C, or D)-02	5	1.6	8 Watts	80% typ.	50 mV p-p	±5%	0.3 Watts
*AHP1001 (A, B, C, or D)-03	6	1.33	8 Watts	81% typ.	60 mV p-p	±5%	0.3 Watts
*AHP1001 (A, B, C, or D)-04	10	1.0	10 Watts	83% typ.	80 mV p-p	±5%	0.3 Watts
*AHP1001 (A, B, C, or D)-05	12	0.83	10 Watts	84% typ.	100 mV p-p	±5%	0.3 Watts
*AHP1001 (A, B, C, or D)-06	15	0.66	10 Watts	85% typ.	100 mV p-p	±5%	0.3 Watts
*AHP1001 (A, B, C, or D)-07	18	0.55	10 Watts	86% typ.	100 mV p-p	±5%	0.3 Watts
*AHP1001 (A, B, C, or D)-08	24	0.42	10 Watts	86% typ.	100 mV p-p	±5%	0.3 Watts
*AHP1001 (A, B, C, or D)-09	30	0.33	10 Watts	86% typ.	100 mV p-p	±3%	0.3 Watts
*AHP1001 (A, B, C, or D)-10	36	0.27	10 Watts	86% typ.	100 mV p-p	±3%	0.3 Watts
*AHP1001 (A, B, C, or D)-11	48	0.21	10 Watts	86% typ.	100 mV p-p	±3%	0.3 Watts
*AHP1001 (A, B, C, or D)-12	55	0.18	10 Watts	86% typ.	100 mV p-p	±3%	0.3 Watts

* Note:

The Asterisk (*) denotes a choice of AC Input Connectors (A, B, C, or D option; i.e. AHP1001B-101). The options are as follows:

A: 2 Prong U.S. Plug in a Slimline Package (Good for use in space deficient power strips!)

B: 3 Prong UK Plug

C: 2 Prong Euro Plug

D: 2 Prong U.S. Plug in a Wallmount Package

Please see Mechanical Dimensions.

All specifications are typical at nominal input, full load, and 25°C unless otherwise noted

Medical Grade Class II 10 Watt Adapter

INPUT SPECIFICATIONS

Input Voltage Range (See I/P	80-275 VAC (100-240VAC Nom.) See Input Derate Curve (Fig 1)
Frequency Range	Sine Wave, 47-63 Hz
Inrush I, Cold Start, FL 25°C	40A @ 100VAC * 100A @ 240VAC FL *
Input Current (100Vin/240Vin)	0.3A max./0.2A max. FL
Protection Class	Double Insulated, Class II

OUTPUT SPECIFICATIONS

Voltage and Current	See Selection Chart Page 1
Line Regulation HL-LL	±1%, max. FL
Total Regulation	See Selection Chart Page 1
Ripple/Noise (See Note)	See Selection Chart Page 1
Over Load Protection	110-150% max. Auto Recovery *
Short Circuit Protection	Auto Recovery *
Transient Response	4mS at FL, 110VAC
Start Up Time	2S, min. at FL, 100VAC
Hold Up Time	12mS, min. at FL, 100VAC
Temperature Coefficient	±0.04%/°C

PHYSICAL SPECIFICATIONS

Size L x W x H (Inches/mm)	2.2" x 1.73" x 1.08" / 56 x 44 x 27.5mm
Weight	90g typ.

* These are stress ratings. Exposure of the devices to any of these conditions may adversely affect long term reliability. Proper operation under conditions other than the standard operating conditions is neither warranted nor implied.

ENVIRONMENTAL SPECIFICATIONS

Operating Temperature	-10 to +70°C See Temp Derate Curve (Fig 2)
Storage Temperature	-40 to +85°C, 10~95% RH *
Operating & Storage Humidity	0% to +95%, Non-Condensing *
Cooling	Free Air Convection
Surge Voltage	2kV, min.
EMC Emission	EN55011 (CISPR11) EN61000-3-2, -3 Class B
ESD	Contact 6KV, Air 8KV IEC61000-4-2
Vibration	5G Min.
Operating Altitude (Elevation)	3000m max. 10 ~ 500Hz, 10min./1cycle, 60min. each along X, Y, Z axes
MTBF	100,000 Hrs, min. MIL-HDBK-217F, 25°C
Flammability Rating	UL94V-1

GENERAL SPECIFICATIONS

Isolation	I/P-O/P: 4000VAC Limit Current <10mA O/P-Ground: 707VDC 60S
Insulation Resistance	≥20MΩ, 500V, 1S, I/P to O/P
Efficiency at FL & Nominal Line	See Selection Chart
Safety	UL/cUL: ANSI/AAMI ES60601-1:2005 3rd ed.

NOTE

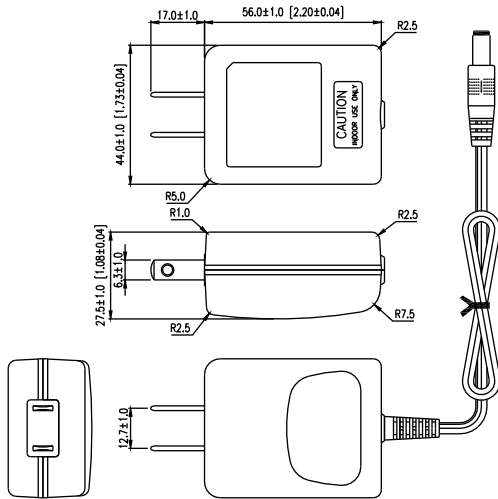
Ripple & Noise is measured by using a 20MHz bandwidth limited oscilloscope and terminating each output with a 0.47uF capacitor at FL and Nominal line.

Medical Grade Class II 10 Watt Adapter

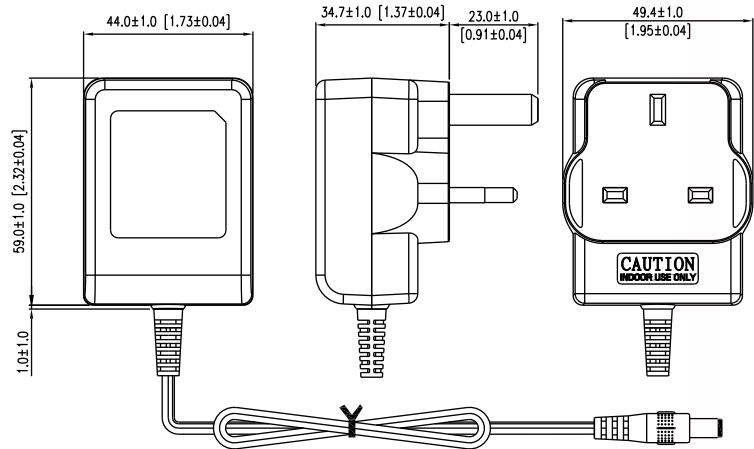
AHP1001 series

MECHANICAL DIMENSIONS

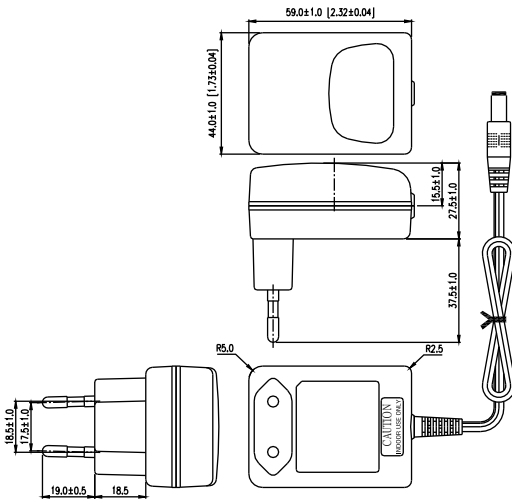
AHP1001A



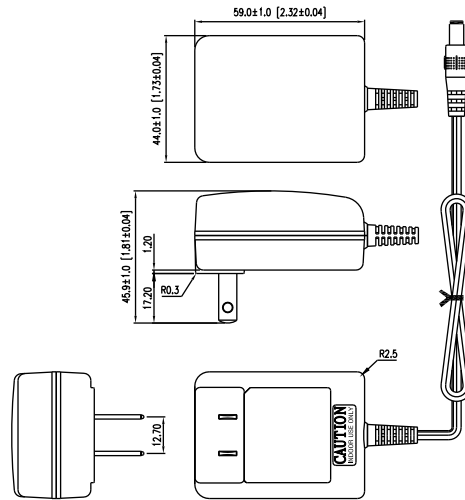
AHP1001B



AHP1001C



AHP1001D



DC OUTPUT CONNECTIONS

Coaxial Plug

5.5mm outer diameter
 2.1mm inner diameter, female
 11mm length, center "+"



To meet these published specs:

AHP1001x-01~05 requires an Output Cord Length of 48" and 20AWG wire

AHP1001x-06~12 requires an Output Cord Length of 48" and 24AWG wire

Any deviation from these requirements will change the Regulation and Efficiency of the product

DERATING CURVES

