


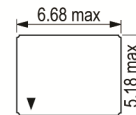
ISSUE 1; March 2016

Description

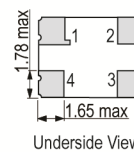

- An increasing number of applications require the use of high temperature oscillators. For these applications, IQD offers Statek's CXOMKHT oscillator. This oscillator is designed to operate at temperatures up to 200°C with high shock survivability.
- -HG-SM1 High Shock SM1 (Gold plated, RoHS compliant)
- -HG-SM5 High Shock SM5 (Solder dipped, RoHS compliant)
- -SM1 SM1 (Gold plated, RoHS compliant)
- -SM5 SM5 (Solder dipped, RoHS compliant)
- FEATURES:
 - High temperature operation up to 200°C
 - Excellent stability over temperature
 - Fast start-up
 - High shock resistance
 - CMOS and TTL compatible
 - Optional output enable/disable
 - Low EMI emission
 - Hermetically sealed ceramic package
- APPLICATIONS:
 - Industrial -
 - Downhole instrumentation
 - Rotary shaft sensors
 - Underground boring tools
- Please note that all data is only valid at 25°C unless otherwise stated.



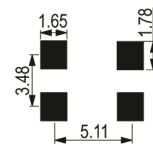
Outline (mm) -SM1 = SM1 (Gold plated, RoHS compliant)



Pad Connections	Height (H) =
1. EN/NC	SM1 1.52 max
2. GND	SM3 1.65 max
3. Output	SM5 1.65 max
4. +V _S	



Solder Pad Layout



Frequency Parameters

- Frequency: 200.0kHz to 70.0MHz
- Frequency Tolerance: ±50.00ppm
- Tolerance Condition: @ 25°C
- Frequency Stability: ±100.00ppm to ±200.00ppm
- Ageing: ±5ppm max in 1st year @ 25°C
- Ageing: ±100ppm max @ 200°C
- Operable Temperature Range: -55 to 200°C
(Expected life at 200°C is in excess of 1500 hours)

Electrical Parameters

- Supply Voltage: 5.0V ±10%
- Supply Current (typ):
 - 24MHz - 8mA
 - 32MHz - 10mA
 - 65MHz - 16mA
- Absolute Maximum Supply Voltage: -0.5V to 7.0V

Operating Temperature Ranges

- 25 to 150°C
- 25 to 175°C
- 25 to 200°C

Output Details

- Output Compatibility: CMOS
- Drive Capability: 15pF

Sales Office Contact Details:

UK: +44 (0)1460 270200

France: 0800 901 383

Email: info@iqdfrequencyproducts.com

Germany: 0800 1808 443

USA: +1.760.318.2824

Web: www.iqdfrequencyproducts.com

Output Control

- Enable/Disable (EN):
Logic 1 to pad 1, output enabled
Logic 0 to pad 1, output disabled, output goes to high impedance state, internal oscillator stops, therefore current consumption is very low but output recovery is delayed.
- No Connection (NC): Pad 1 No Connection
- Tri State (TS):
Logic 1 to pad 1, output enabled
Logic 0 to pad 1, output disabled, output goes to high impedance state, internal oscillator continues to function, therefore current consumption is lower than normal but output recovery is immediate.
- Start Up Time: 5ms max

Environmental Parameters

- Shock:
Standard version: 3000G, 0.3ms, 1/2 sine
High Shock version (HG): 10000G, 0.3ms, 1/2 sine
- Vibration: MIL-STD-202G, Method 204D, Condition D: 20G, 10-2000Hz swept sine
- Storage Temperature Range: -55 to 125°C

Manufacturing Details

- Maximum Process Temperature: 260°C (20secs max)

Ordering Information

- Frequency*
Model*
Shock Option*
Termination Variant*
Output
Frequency Tolerance (@ 25°C)*
Frequency Stability (over operating temperature range)*
Operating Temperature Range*
Supply Voltage
Pad 1 Function*
(*minimum required)
- Shock Options:
Blank = Standard Shock
-HG = High Shock
- Termination Variants:
SM1 = Gold Plated
SM5 = Solder Dipped
Note: non-RoHS compliant terminations are available - please contact an IQD Sales Office
- Pad 1 Function Options:
EN = Enable/Disable
NC = No Connection
TS = Tri State
- Example:
10.0MHz CXOMKHT SM1
CMOS ±50ppm ±175ppm 25 to 200C 5.0V TS

Compliance

- | | |
|------------------------------|----------------|
| ■ RoHS Status (2011/65/EU) | Optional |
| ■ REACH Status | Compliant |
| ■ MSL Rating (JDEC-STD-033): | Not Applicable |

Sales Office Contact Details:

UK: +44 (0)1460 270200

France: 0800 901 383

Email: info@iqdfrequencyproducts.com

Germany: 0800 1808 443

USA: +1.760.318.2824

Web: www.iqdfrequencyproducts.com

Packaging Details

- Pack Style: Reel Tape & reel in accordance with EIA-481-D
Pack Size: 1,000
- Pack Style: Tray Supplied on a tray
Pack Size: 1

Electrical Specification - maximum limiting values 5.0V ±10%

Frequency Min	Frequency Max	Temperature Range	Stability (Min)	Current Draw	Rise and Fall Time	Duty Cycle
		°C	ppm	mA	ns	%
200.0kHz	70.0MHz	25 to 150	±100.0	-	10	40/60
		25 to 175	±150.0	-	10	40/60
		25 to 200	±175.0	-	10	40/60

This document was correct at the time of printing; please contact your local sales office for the latest version.

[Click to view latest version on our website.](#)

Sales Office Contact Details:

UK: +44 (0)1460 270200
Germany: 0800 1808 443

France: 0800 901 383
USA: +1.760.318.2824

Email: info@iqdfrequencyproducts.com
Web: www.iqdfrequencyproducts.com