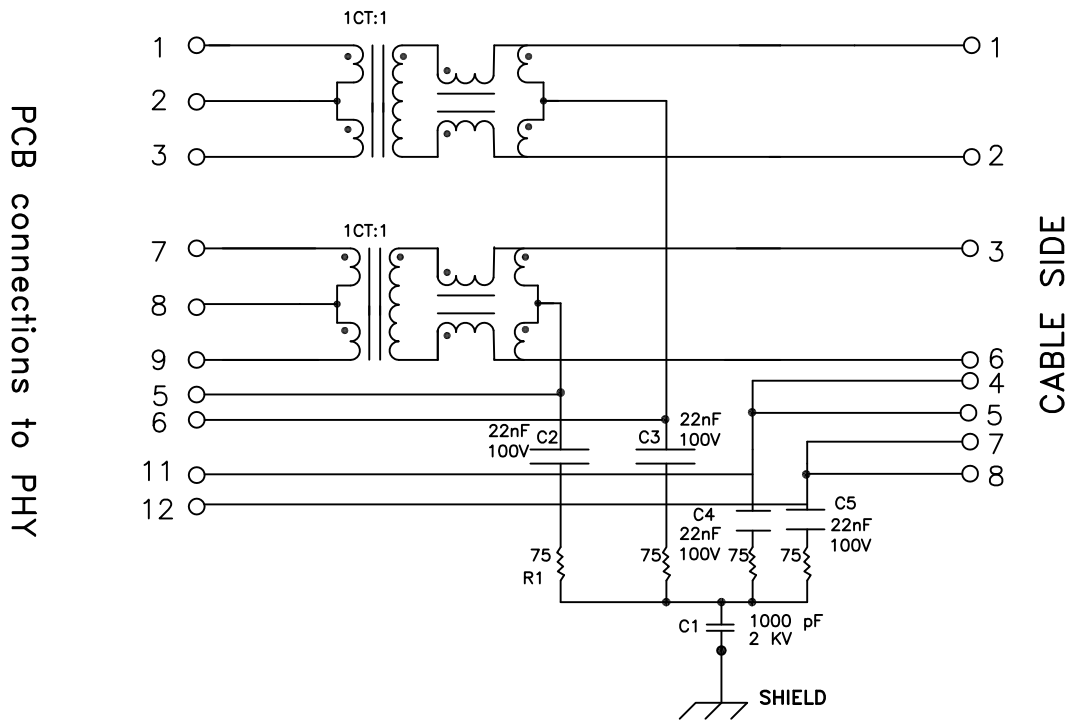


Schematic:



Electrical Specifications: @25°C

Isolation Voltage: 1500 VAc (Input to Output)

Turns Ratio: TX 1CT:1CT ±3% RX 1CT:1CT ±3%

Insertion Loss(TX/RX): -1.0dB Typ @1-100 MHz

Return Loss: 1-10MHz 30MHz 60-80MHz
 -20dB -16dB -12dB (Typ)

Cross Talk: 1-10MHz 30MHz 60-80MHz
 -40dB -35dB -30dB (Typ)

Common Mode Rejection: 1-50MHz 50-130MHz
 -26dB -20dB(Typ)

DC Current: 350mA

Q: 5 Min @100KHz 100mV

Notes:

1. Solderability: Leads shall meet MIL-STD-202G, Method 208H for solderability.
2. Flammability: UL94V-0
3. ASTM oxygen index: > 28%
4. UL Recognized Component: File Number E165866
5. Operating Temperature Range: All listed parameters are to be within tolerance from -40°C to +85°C
6. Storage Temperature Range: -55°C to +125°C
7. Aqueous wash compatible
8. Electrical and mechanical specifications 100% tested
9. RoHS Compliant Component

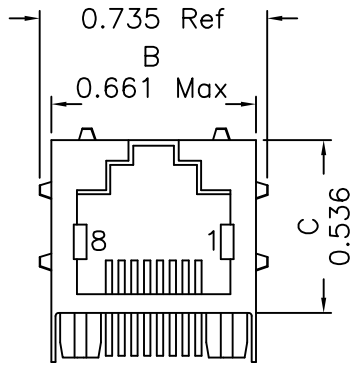
DOC. REV: A/2

XFMRS Inc. www.XFMRS.com		Title: "1.30" INCH TAB UP FOR 10/100 BASE-T POE COMBO	
UNLESS OTHERWISE SPECIFIED		P/N: XFVOIP5YM-CT1-4L	REV. A
TOLERANCES: .xxx ±0.010		DWN. Yuan	Jun-21-13
Dimensions in Inch		CHK. YK Liao	Jun-21-13
SHEET 1 OF 2		APP. BSJ	Jun-21-13

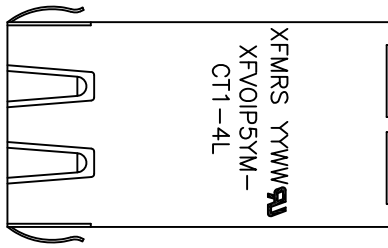
PROPRIETARY:

Document is the property of XFMRS Group & is not allowed to be duplicated without authorization.

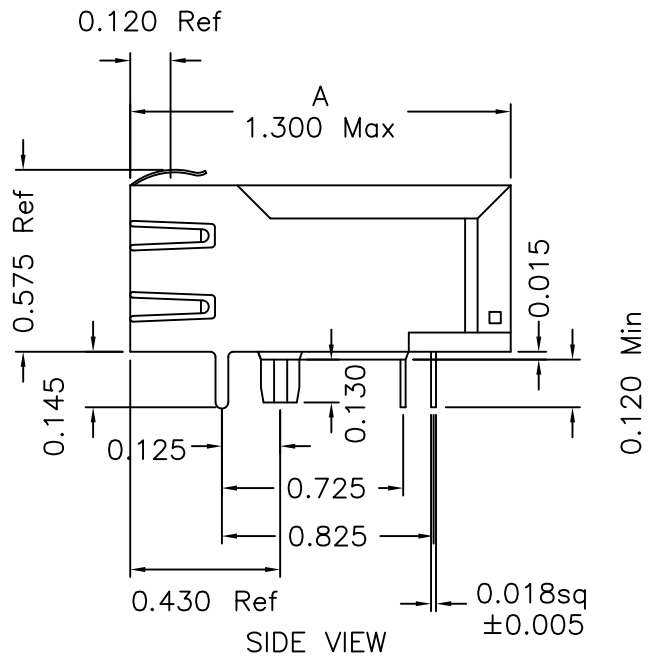
Mechanical Dimensions:



FRONT VIEW

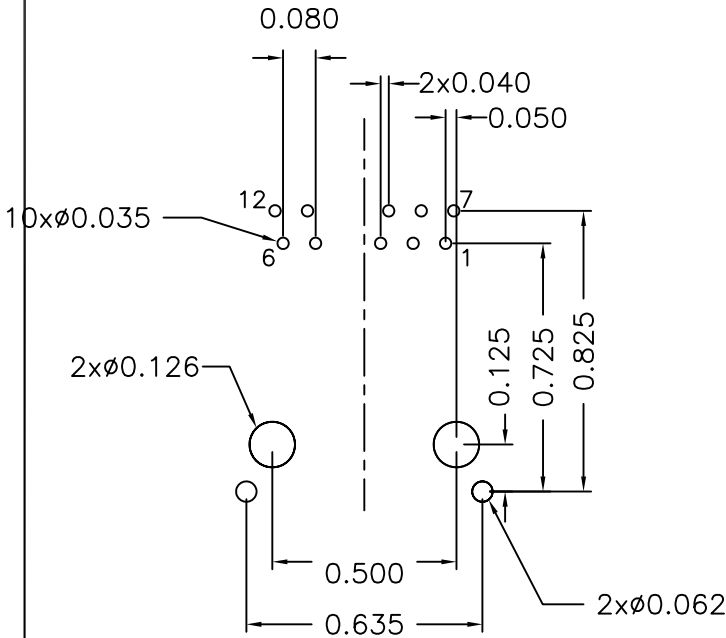


TOP VIEW



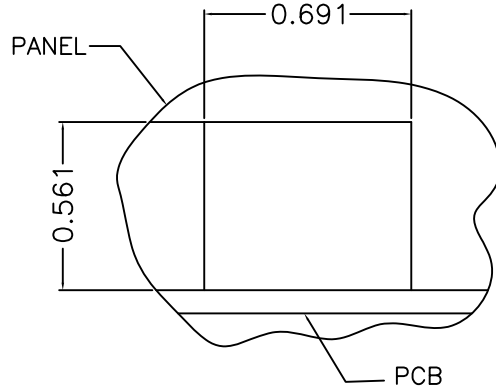
SIDE VIEW

Mounting Pattern:

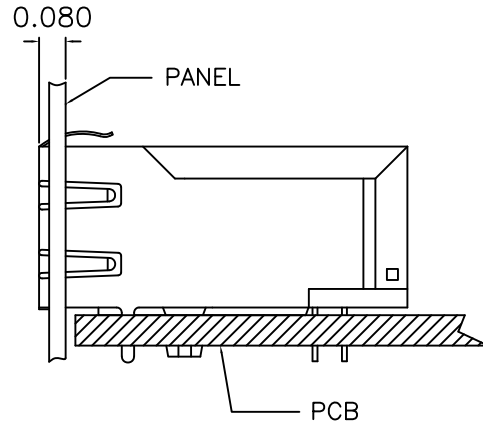


Remove Pins 4+10

DOC REV: A/2



SUGGESTED PANEL CUTOUT



PCB

PROPRIETARY:

Document is the property of XFMRS Group & is not allowed to be duplicated without authorization.

XFMRS Inc. www.XFMRS.com	Title: Mechanical Dimensions For "1.30" INCH TAB UP COMBO		
	UNLESS OTHERWISE SPECIFIED TOLERANCES: .xxx ±0.010 Dimensions in Inch	P/N: XFOIP5YM-CT1-4L	REV. A
SHEET 2 OF 2	APP. BSJ	Jun-21-13	Jun-21-13