



5.75"W x 3.0"L x 1.7"H

- Universal 90-264VAC Input
- UL60601-1, EN60601-1 Approved
- Regulated Outputs
- 4000V Isolation
- IEC320-C14 Input



Model Number	Output Voltage	Output Amps	Regulation	Output Watts	Output Connector
SINGLE OUTPUT					
AMP5001-00	2.5	12	7%	30W	DIN
AMP5001-01	3.3	12.12	5%	40W	DIN
AMP5001-02	5	8	5%	40W	DIN
AMP5001-03	6	7	5%	42W	Coaxial
AMP5001-04	10	4.5	4%	45W	Coaxial
AMP5001-05	12	3.75	3%	45W	Coaxial
AMP5001-06	15	3	3%	45W	Coaxial
AMP5001-07	18	2.7	3%	50W	Coaxial
AMP5001-08	24	2.08	2%	50W	Coaxial
AMP5001-09	30	1.66	2%	50W	Coaxial
AMP5001-10	36	1.38	2%	50W	Coaxial
AMP5001-11	48	1.04	2%	50W	Coaxial



5.75"W x 3.0"L x 1.7"H

- Universal 90-264VAC Input
- UL60601-1, EN60601-1 Approved
- Regulated Outputs
- 4000V Isolation
- IEC320-C14 Input



Model Number	Output Voltage	Output Amps	Regulation	Output Watts	Output Connector
--------------	----------------	-------------	------------	--------------	------------------

DUAL OUTPUT

AMP5002-00	3.3/12	5/2	7/5%	40W	DIN
AMP5002-01	5/12	5/2	5/5%	42W	DIN
AMP5002-02	5/15	5/1.5	5/5%	42W	DIN
AMP5002-03	5/24	5/1	5/5%	42W	DIN
AMP5002-04	3.3/5	5/2	7/5%	26.5W	DIN
AMP5002-09	+/-12	3/1	5/5%	42W	DIN
AMP5002-10	+/-15	2/1	5/5%	42W	DIN
AMP5002-15	+5/-24	5/1	5/5%	42W	DIN
AMP5002-16	5.1/7.2	5/2.6	5/5%	42W	DIN
AMP5002-17	+/-10.5	+/-2.0	5/5%	42W	DIN
AMP5002-18	+/-5	5/2	5/5%	35W	DIN

TRIPLE OUTPUT

AMP5003-00	3.3,+/-12	5/2/0.8	7/5/5%	42W	DIN
AMP5003-01	5/12/-5	5/2/0.8	5/5/5%	42W	DIN
AMP5003-02	5/12/-12	5/2/0.8	5/5/5%	42W	DIN
AMP5003-03	5/15/-15	5/2/0.8	5/6/5%	42W	DIN
AMP5003-04	5,+/-24	5/1/0.5	5/5/5%	42W	DIN
AMP5003-05	5/24/-12	5/1/0.8	5/5/5%	42W	DIN
AMP5003-06	3.3/12/-5	5/2/0.8	7/5/5%	42W	DIN

50W Medical Grade Desktop Switching Power Adapters

AMP500 series

INPUT SPECIFICATIONS

Input Voltage Range	90-264 VAC
Frequency Range	47-63 Hz
Input Current	(115/230 VAC Input @ FL) 1.6 / 1.0A
Inrush Current, typ (Cold Start)	
115VAC Input	12 Amps (15Amps Max.) *
230VAC Input	26 Amps (30 Amps Max.) *
Leakage Current	0.1mA typ. @ 240VAC

OUTPUT SPECIFICATIONS

Voltage and Current	See Selection Charts
Load Regulation	See Selection Charts
Line Regulation	+/- 0.5%, typ (1% Max.)
Temperature Coefficient	+/-0.04%/°C, typ
Ripple/Noise	0.5% Pk-Pk, typ (1% Max.)
Over Voltage Protection	112-132% (O/P 1 only) *
Over Current Protection	110-150% of Rated Current
Transient Response	50% to 100% Load 4mS
Start Up Time (min./typ./max.)	0.3/1/2 Seconds
Hold Up Time	16-20mS at 110VAC Input

GENERAL SPECIFICATIONS

Isolation	I/P-O/P: 4000VAC
	I/P-Ground: 1500VAC
Isolation Resistance	100 Mohm
Efficiency	83% typ.
Safety	UL60601-1, EN60601-1

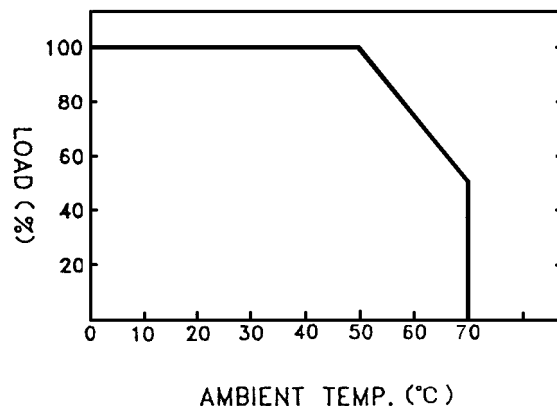
PHYSICAL SPECIFICATIONS

Size	5.75" x 3.0" x 1.7"
Construction	Desktop Style
Weight	11.4 oz (325g)

ENVIRONMENTAL SPECIFICATIONS

Oper. Temperature	0 to +70°C
	See Derate Curve
Storage Temperature	-40 to +85°C *
Relative Humidity	5 to + 95%, non-cond *
EMC	Vin = 220VAC CISPR-11 B
	Vin = 110VAC FCC Part 18 B
MTBF	100,000 Hrs

OUTPUT DERATING CURVE


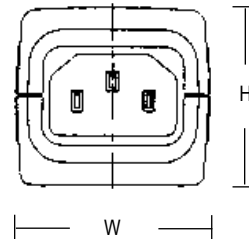
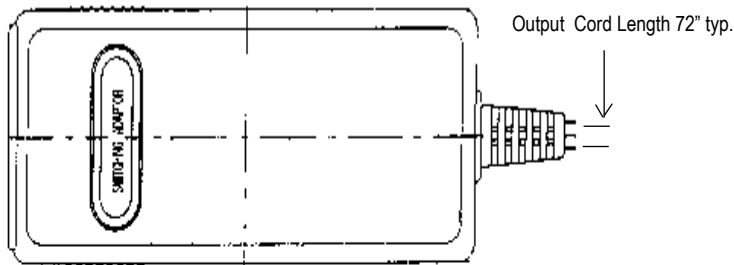


All specifications are typical at nominal input, full load, and 25°C unless otherwise noted

* These are stress ratings. Exposure of the devices to any of these conditions may adversely affect long term reliability. Proper operation under conditions other than the standard operating conditions is neither warranted nor implied.

MECHANICAL DIMENSIONS

Input Connection



DC Output Connections

Coaxial Plug (Single Output Models)



5.5mm outer diameter
2.1mm inner diameter, female
11mm length, center "+"

DIN (Single-Output Models)

5 Pin DIN



- 1. COM
- 2. COM
- 3. Vout
- 4. COM
- 5. Vout
- SHELL = GND

DIN (Multi-Output Models)

5 Pin DIN



- 1. COM
- 2. COM
- 3. Output #1
- 4. Output #3 (Triples, N.C. Otherwise)
- 5. Output #2