

3QLG5~500KV/0.1A Product Data

High voltage diode rectifier 3-phase bridge **3QLG5~500KV/0.1A** adopts high reliable mesa structure and diffusion craftwork, epoxy resin molded in a compact structure.

■ Feature

- Avalanche characteristic
- More sizes to choose
- Epoxy resin molded in vacuum, have anticorrosion in the surface
- Operating junction temperature Tj: -40°C—+150°C

■ Application

- High voltage rectifier used in electrostatic cleaning
- High voltage generator
- High voltage testing equipment
- General purpose high voltage rectifier, voltage multiplier assembly

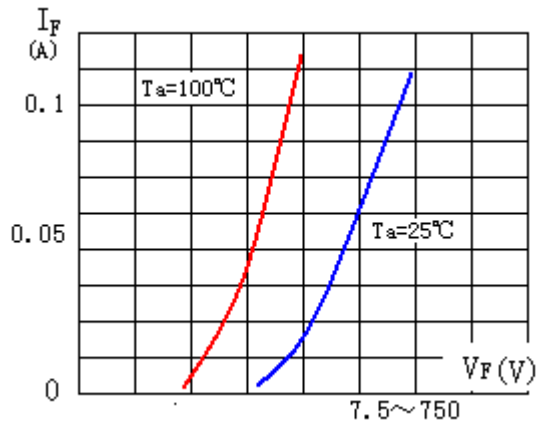
■ Limiting Value (Absolute Maximum Rating)

Item	Symbol	Unit	Conditions	Data
Repetitive Peak Reverse Voltage (Single Arm)	V_{RRM}	KV	$T_a=25^{\circ}C$ $I_R=1.0\mu A$	5~500.0
Peak Working Reverse Voltage (Single Arm)	V_{RWM}	KV	$T_a=25^{\circ}C$ $I_R=1.0\mu A$	5~500.0
Non-Repetitive Peak Reverse Voltage (Single Arm)	V_{RSM}	KV	$T_a=25^{\circ}C$ $I_R=1.0\mu A$	6~600.0
Average Forward Current	$I_{F(AV)}$	A	(50KHz Half-sine Wave , Resistance load @ $T_{break}=50^{\circ}C$)	0.1
Reverse Recovery Time	trr	nS	$I_F=50mA$ $I_R=100mA$ $I_{RR}=25mA$	80/100
Surge Forward Current	I_{FSM}	A	0.01S @ Half-Sine wave 50Hz	10.0
Operating Ambient Temperature	T_a	$^{\circ}C$		-40~+125
Storage Temperature	T_{stg}	$^{\circ}C$		-40~+125

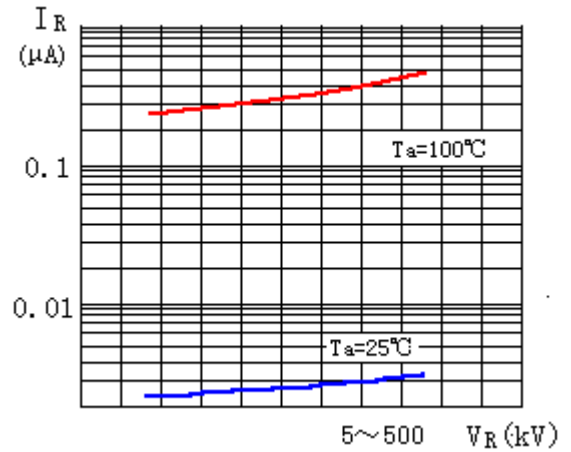
■ Electrical Characteristic (Ta=25°C Unless Otherwise Specified)

Forward Peak Voltage (Single Arm; Reference Value)	V_{FM}	V	@ $T_a=25^{\circ}C$ $I_F=0.02A$	7.5~750.0
Peak Reverse Current (Reference Value)	I_{RRM1}	μA	@ $T_a=25^{\circ}C$ $V_{RM}=V_{RRM}$	5.0
	I_{RRM2}	μA	@ $T_a=100^{\circ}C$ $V_{RM}=V_{RRM}$	100.0

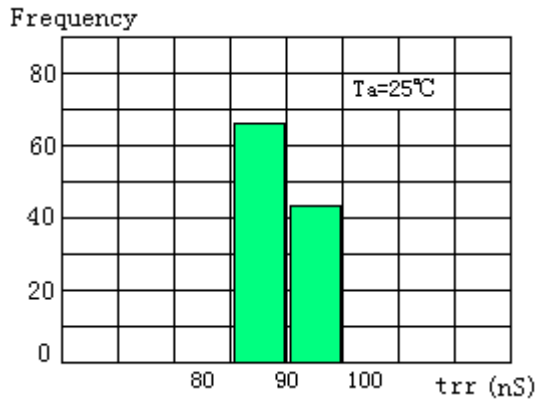
■ Characteristic Curve



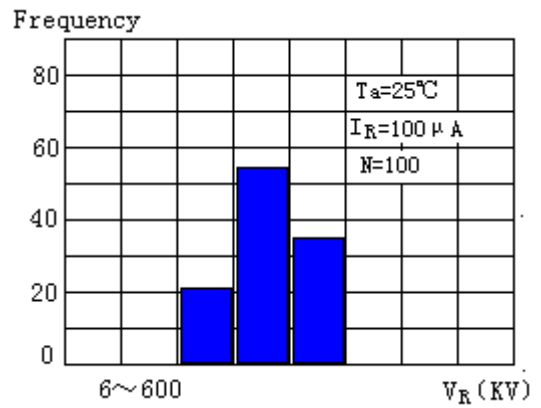
Forward Characteristics



Reverse Characteristics



Reverse Recovery Time Distribution



Avalanche Breakdown Voltage Distribution