

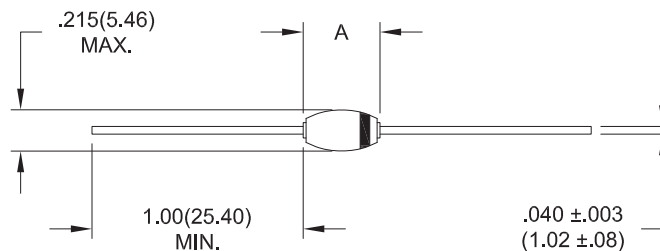
High Voltage Diodes - Axial Lead

300mA - 1500mA • 100ns • Hermetic

ELECTRICAL CHARACTERISTICS AND MAXIMUM RATINGS

Part Number	Working Reverse Voltage (V _{rwm})	Average Rectified Current (I _o)		Reverse Current @ V _{rwm} (I _r)		Forward Voltage (V _f)		1 Cycle Surge Current t _p =8.3ms (I _{fsm})	Repetitive Surge Current (I _{frm})	Reverse Recovery Time (3) (T _{rr})	Thermal Impedance θ _{J-L}			Junction Cap. @50VDC @ 1kHz (C _j)
		55°C(1)	100°C(2)	25°C	100°C	25°C		25°C	25°C	25°C	25°C	L=000	L=.125	L=.250
	Volts	mA	mA	µA	µA	Volts	mA	Amps	Amps	ns	°C/W	°C/W	°C/W	pF
Z25UFG	2500	1500	1000	1.0	25	7.5	2000	60.0	10.0	100	3	6	12	20.0
Z50UFG	5000	1000	500	1.0	25	10.5	1000	40.0	8.0	100	3	6	12	16.0
Z100UFG	10000	500	250	1.0	25	14.0	600	25.0	5.0	100	3	6	12	8.0
Z150UFG	15000	300	150	1.0	25	22.0	300	10.0	2.0	100	3	6	12	5.0

(1)TL=55°C L=0.375" (2)TL=100°C L=0.375" (3)I_f=0.5A, I_r=1.0A, I_{rr}=0.25A *Op.Temp.= -65°C to +175°C Stg.Temp.= -65°C to +200°C



Part	A
Z25UFG	.290(7.37) MAX.
Z50UFG	.330(8.38) MAX.
Z100UFG	.400(10.16) MAX.
Z150UFG	.450(11.43) MAX.

Dimensions: In. (mm) • All temperatures are ambient unless otherwise noted. • Data subject to change without notice.



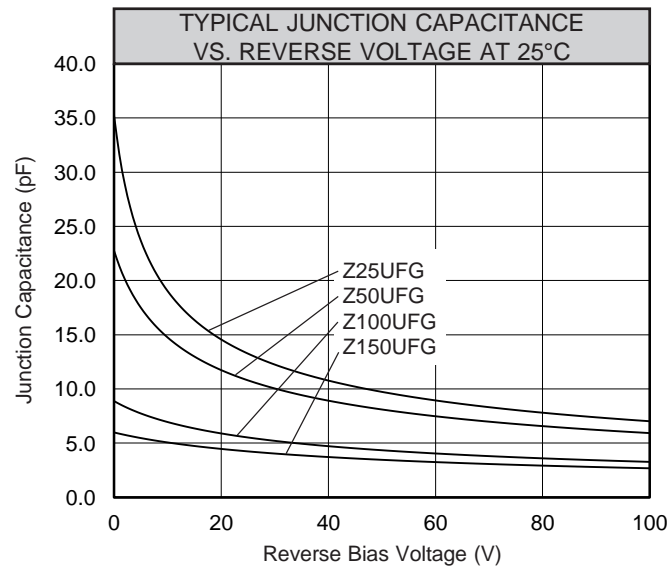
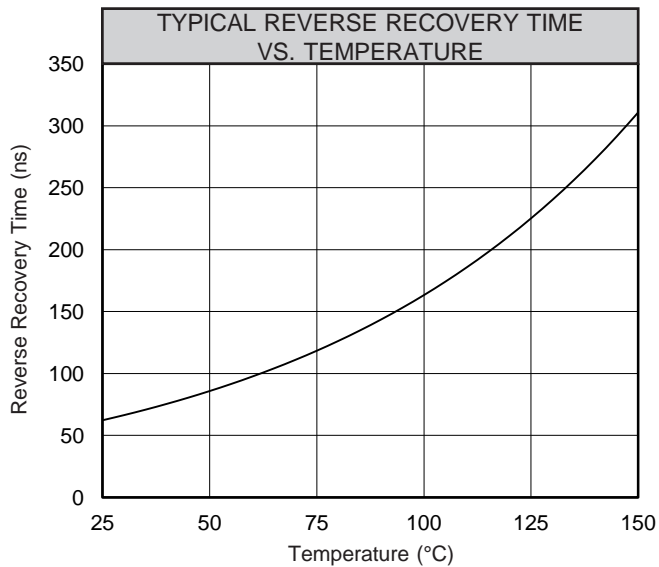
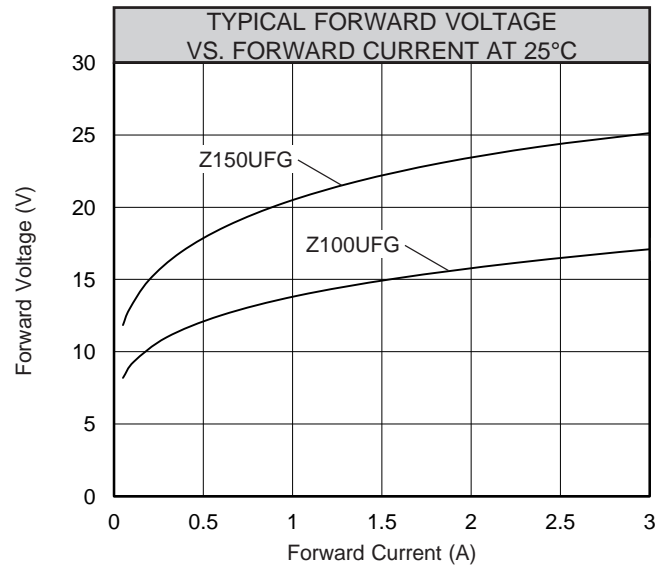
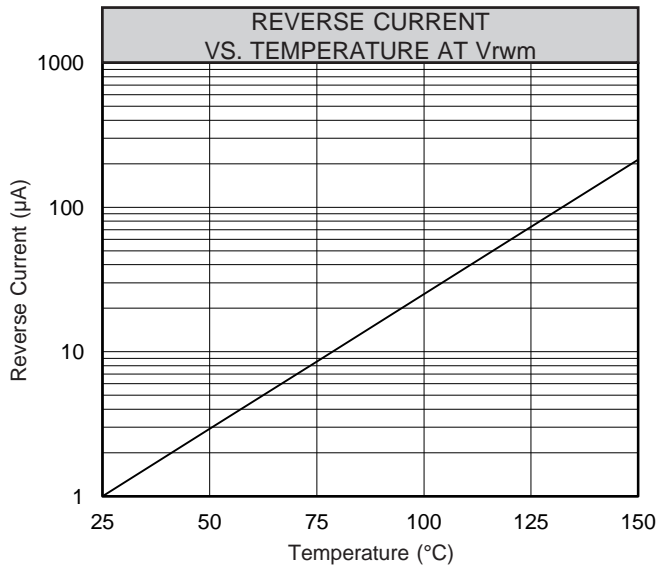
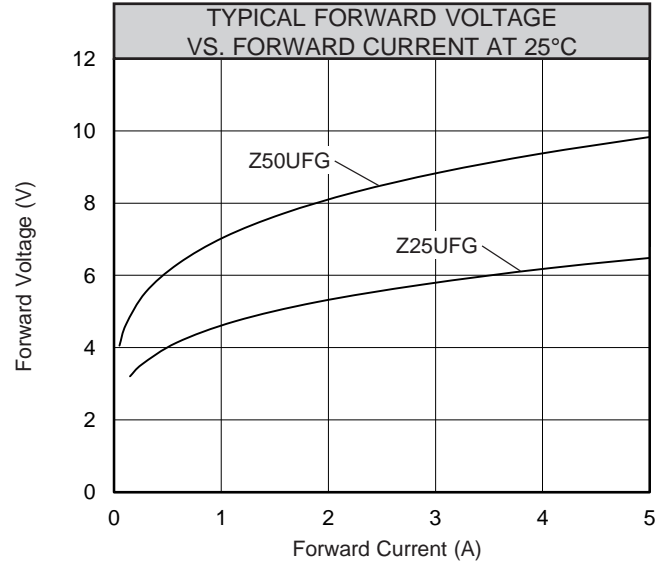
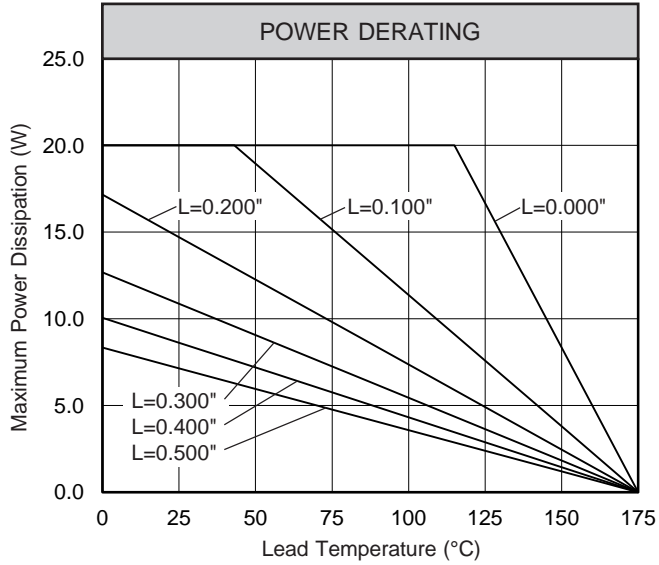
Voltage Multipliers Inc.

8711 W. Roosevelt Ave.
Visalia, CA 93291 USA

Tel: 559.651.1402
Fax: 559.651.0740

www.voltagemultipliers.com
www.highvoltagepowersupplies.com

Z25UFG Z50UFG Z100UFG Z150UFG



3