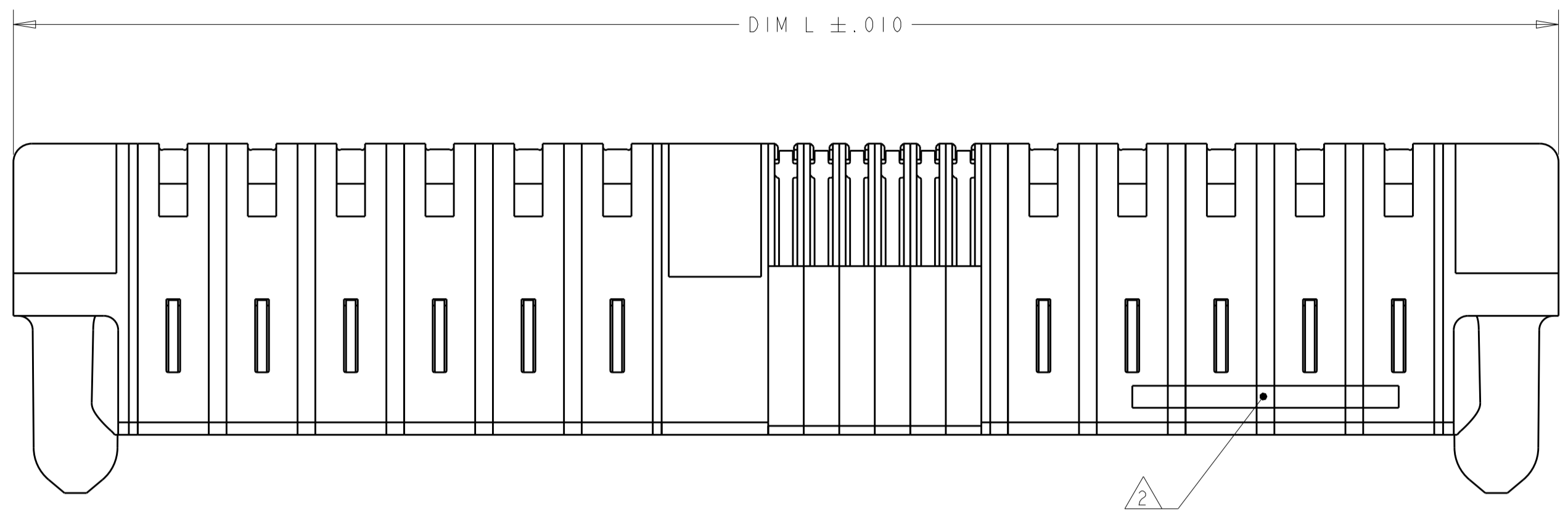
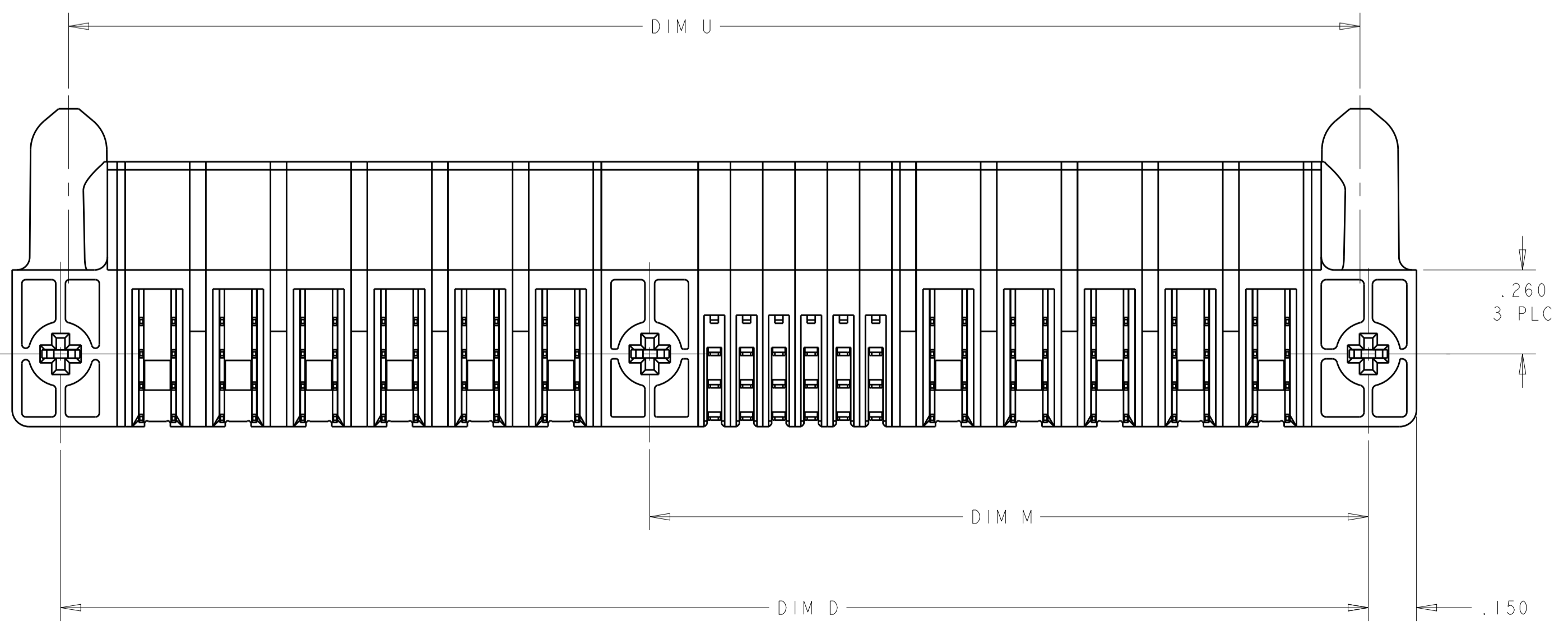
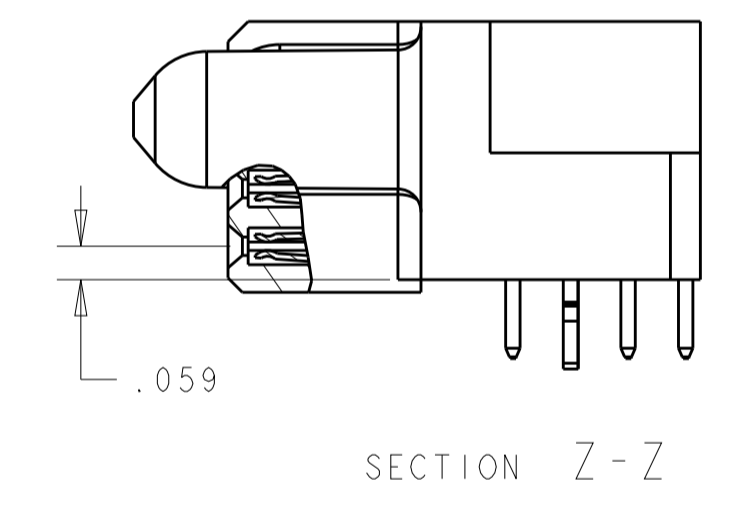
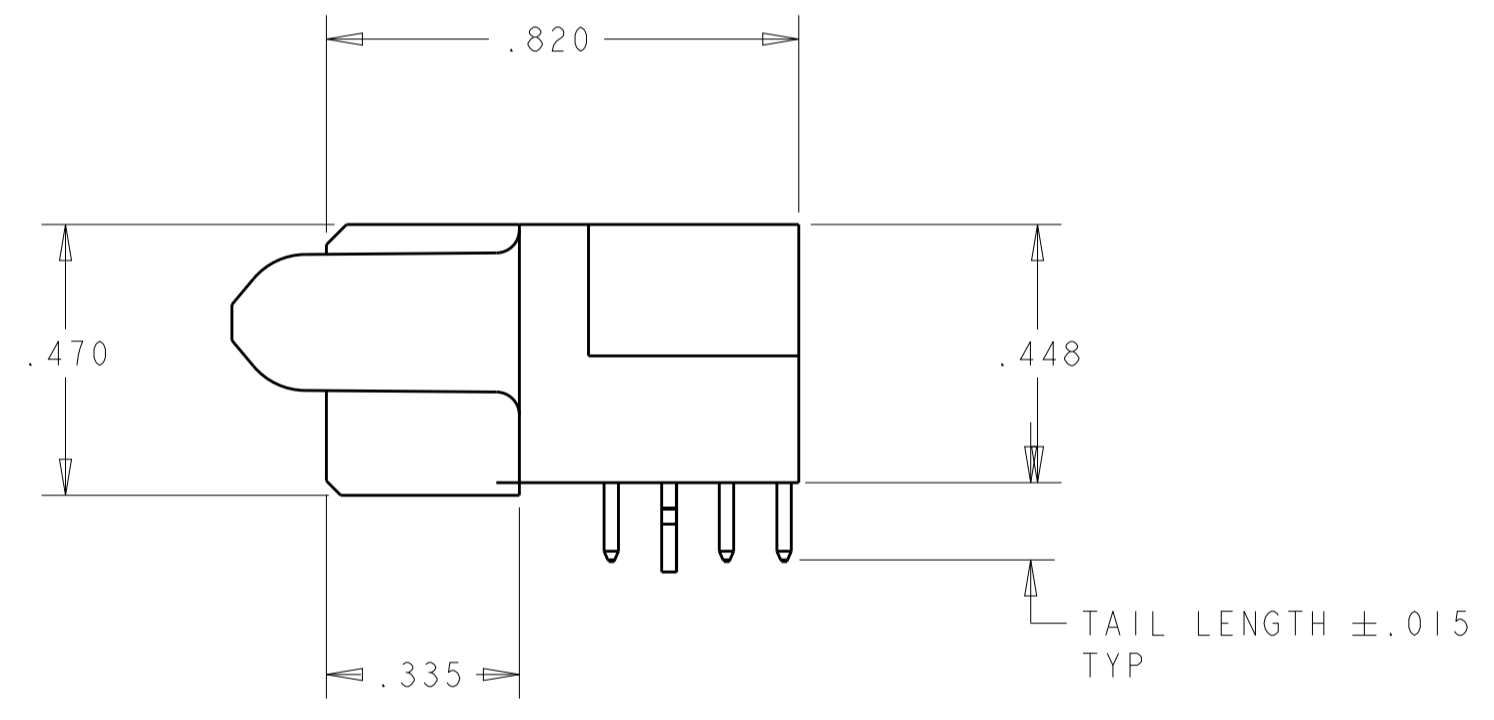
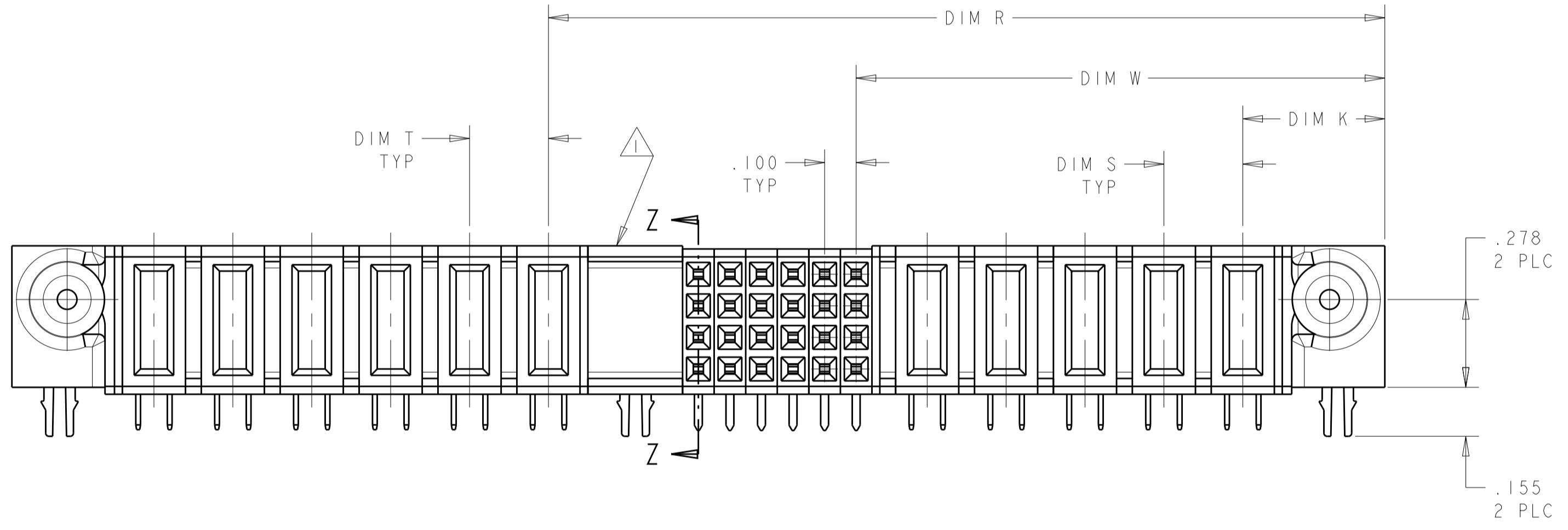


LOC	DIST	REVISIONS					
		P	LTN	DESCRIPTION	DATE	DWN	APVD
GP	00	G		REV PER ECO-15-000526	19JAN2015	LAW	CZ



- 1 OPTIONAL CENTER MODULE, WITH $\varnothing .150$ THRU HOLE OR HOLD DOWN FEATURE.
- 2 "AMP", PART NUMBER, AND DATE CODE TO BE MARKED IN AREA SHOWN.
- 3 MATERIAL: HOUSING - GLASS FILLED HIGH TEMP THERMO PLASTIC, BLACK, UL94 V-0
 SIGNAL CONTACT - HIGH CONDUCTIVITY COPPER ALLOY
 POWER CONTACT - HIGH CONDUCTIVITY COPPER ALLOY
- 4 CONTACT PLATING: NOBLE PLATING ON CONTACT FUNCTIONAL AREA OF POWER AND SIGNAL CONTACTS
- 5 MECHANICAL CONNECTOR KEEP OUT ZONE.
- 6 DATUM AND BASIC DIMENSIONS ESTABLISHED BY CUSTOMER.
- 7 PCB- ALL HOLE DIAMETERS ARE FINISHED DIMENSIONS.
- 8 PCB- $\varnothing .0453 \pm .0010$ DRILLED HOLES PLATED WITH $.0003$ MIN Sn OVER $.001-.003$ CU PLATING TO ACHIEVE A $\varnothing .040 \pm .003$ HOLE.




THIS DRAWING IS A CONTROLLED DOCUMENT.		OWN R. GRZYBOWSKI	ZIFEB05	TE Connectivity
DIMENSIONS: INCHES		CHK M. PERCHERKE	ZIFEB05	
TOLERANCES UNLESS OTHERWISE SPECIFIED:		APVD M. PERCHERKE	ZIFEB05	NAME RIGHT ANGLE RECEPTACLE ASSEMBLY WITH GUIDES MULTI-BEAM XL
0 PLC $\pm .01$	1 PLC $\pm .01$	PRODUCT SPEC	108-1973	SIZE 114-13038
2 PLC $\pm .005$	3 PLC $\pm .002$	APPLICATION SPEC	114-13038	RESTRICTED TO
4 PLC $\pm .002$	ANGLES $\pm .02$	FINISH	WEIGHT	A100779C=6450160
MATERIAL	FINISH	Customer Drawing	SCALE 3:1	SHEET 1 OF 16

LOC	DIST	REVISIONS					
GP	00	P	LTN	DESCRIPTION	DATE	DWN	APVD
		-		SEE SHEET 1		-	-

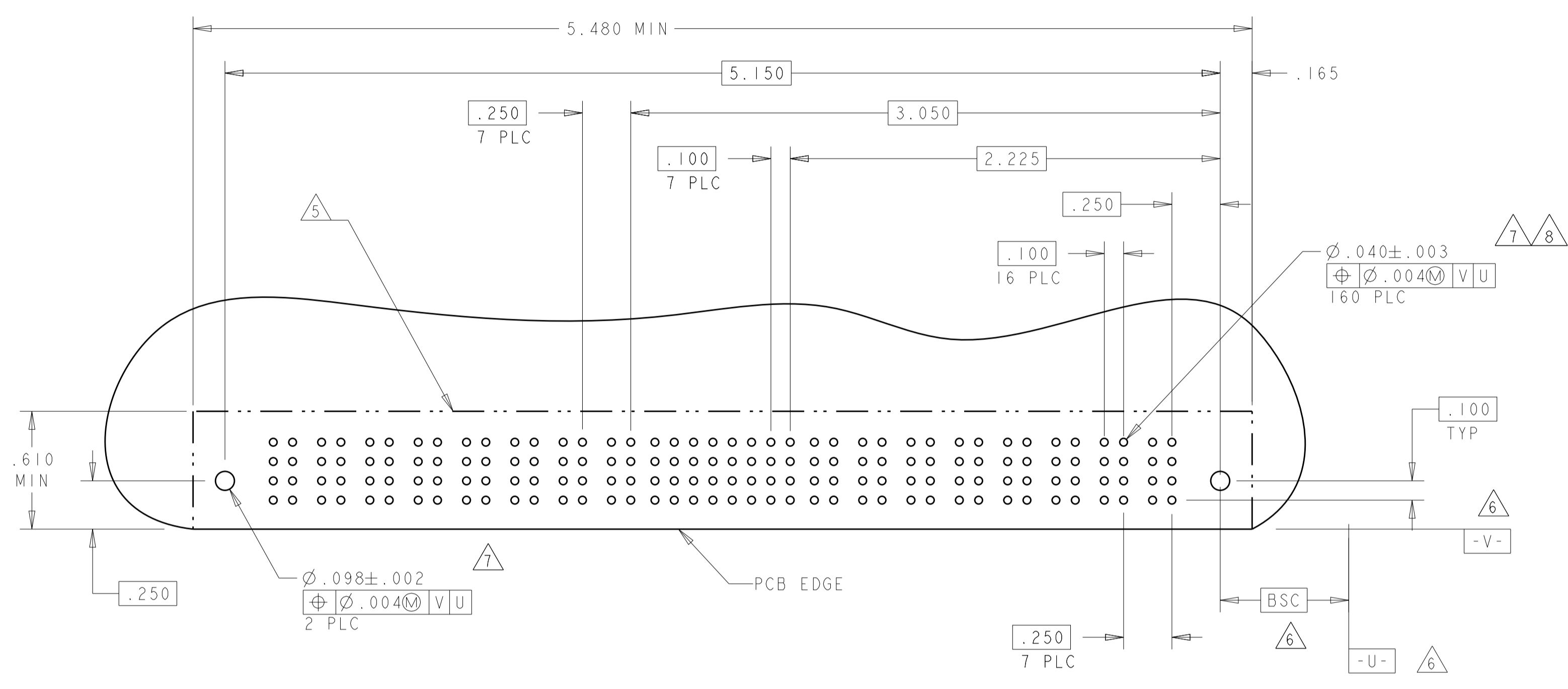
.700	-	-	-	.375	.750	-	1.050	-	16S	4-6450160-9
2.700	-	.200	2.600	1.425	2.750	-	3.050	.450	5P + 44S + 1P	4-6450160-8
4.000	-	-	-	.375	4.050	-	4.350	-	148S	4-6450160-6
2.000	.250	.250	1.650	.925	2.050	-	2.350	.450	2P + 24S + 2P	4-6450160-5
2.800	-	-	-	0.375	2.850	-	3.150	-	100S	4-6450160-4
1.100	-	-	1.000	.625	1.150	-	1.450	.450	1P + 12S + 1P	4-6450160-1
2.400	.250	.250	1.550	.875	2.450	-	2.750	.450	2P + 24S + 4P	4-6450160-0
4.700	.250	.250	2.850	2.375	4.750	-	5.050	.450	8P + 16S + 8P	3-6450160-9
5.400	.300	.300	2.875	2.175	5.450	-	5.750	.475	6P + 24S + 9P	3-6450160-8
2.900	.250	.250	2.050	1.375	2.950	-	3.250	.450	4P + 24S + 4P	3-6450160-7
3.900	.250	.250	2.550	1.875	3.950	-	4.250	.450	6P + 24S + 6P	3-6450160-6
3.800	.250	.250	3.450	.875	3.850	-	4.150	.450	2P + 100S + 2P	3-6450160-4
3.700	.300	.200	2.700	2.025	3.750	-	4.050	.450	8P+24S+4ACP	3-6450160-3
2.800	.300	.250	2.075	1.375	2.850	-	3.150	.450	4P + 24S + 3ACP	3-6450160-2
1.700	.250	.250	1.350	.875	1.750	-	2.050	.450	2P + 16S + 2P	3-6450160-1
4.375	.300	.250	3.375	2.375	4.450	2.950	4.725	.450	8P+24S+1M+4ACP	3-6450160-0
4.100	.250	.300	2.250	1.575	4.150	-	4.450	.475	4ACP + 24S + 8P	2-6450160-9
2.000	.250	.300	1.650	1.325	2.050	-	2.350	.475	3ACP + 8S + 2P	2-6450160-7
2.600	.200	.200	1.900	1.225	2.650	-	2.950	.450	4HDP + 24S + 4HDP	2-6450160-6
2.000	.250	.250	1.650	.925	2.050	-	2.350	.450	2P + 24S + 2P	2-6450160-5
4.000	.250	.250	2.650	1.675	4.050	2.225	4.350	.450	5P + 24S + 1M + 6P	2-6450160-0
3.300	.250	.250	2.450	1.875	3.350	-	3.650	.450	6P + 20S + 4P	1-6450160-9
4.675	.300	.250	3.950	3.375	4.725	-	5.025	.450	12P + 20S + 3ACP	1-6450160-8
3.250	.250	.250	2.900	1.125	3.300	-	3.600	.450	3P + 68S + 2P	1-6450160-3
.900	-	-	-	.375	.950	-	1.250	-	0P + 24S + 0P	1-6450160-2
1.900	-	-	.975	.625	1.950	-	2.250	.450	1P + 12S + 5P	1-6450160-1
1.900	.250	.250	1.550	.875	1.950	-	2.250	.450	2P + 24S + 2P	1-6450160-0
3.300	.250	.250	2.450	1.875	3.350	-	3.650	.450	6P + 20S + 4P	6450160-9
2.400	.250	.250	1.800	1.125	2.450	-	2.750	.450	3P + 24S + 3P	6450160-8
3.050	.250	.300	1.950	1.275	3.100	-	3.400	.475	3ACP + 24S + 5P	6450160-7
7.400	.250	.250	5.050	2.875	7.450	-	7.750	.450	10P + 84S + 10P	6450160-6
4.000	.250	.250	2.650	1.675	4.050	2.225	4.350	.450	5P + 24S + 1M + 6P	6450160-5
4.000	.250	.250	2.650	1.675	4.050	2.225	4.350	.450	5P + 24S + 1M + 6P	6450160-4
1.575	-	-	1.425	.700	1.625	-	1.925	.475	1P + 24S + 1P	6450160-3
1.575	-	-	1.425	.700	1.625	-	1.925	.475	1P + 24S + 1P	6450160-2
5.100	.250	.250	3.250	2.375	5.150	-	5.450	.450	8P + 32S + 8P	6450160-1
U	T	S	R	W	D	M	L	K	DESCRIPTION	PART NUMBER

(E6) PART IS IN SHEET 15

THIS DRAWING IS A CONTROLLED DOCUMENT.		DWN R. GRZYBOWSKI ZIFEB05	 TE Connectivity RIGHT ANGLE RECEPTACLE ASSEMBLY WITH GUIDES MULTI-BEAM XL
DIMENSIONS: INCHES		CHK M. PERCHERKE ZIFEB05	
TOLERANCES UNLESS OTHERWISE SPECIFIED:		APVD M. PERCHERKE ZIFEB05	NAME
0 PLC ±.01	1 PLC ±.01	PRODUCT SPEC	108-1973
3 PLC ±.005	4 PLC ±.002	APPLICATION SPEC	114-13038
ANGLES ±.02	FINISH	WEIGHT	Customer Drawing
MATERIAL		RESTRICTED TO	A100779C=6450160
SCALE 3:1		SHEET 2 OF 16	REV G

LOC		DIST		REVISONS			
GP	00	P	LTN	DESCRIPTION	DATE	DWN	APVD
		-		SEE SHEET 1			

PART NUMBER	ROWS	POWER							SIGNAL							POWER													
		P16	P15	P14	P13	P12	P11	P10	P9	8	7	6	5	4	3	2	1	P8	P7	P6	P5	P4	P3	P2	P1				
6450160-1	D C B A	RA	RA	RA	RA	RA	RA	RA	H	H	H	H	H	H	H	H	RA	RA	RA	RA	RA	RA	RA	RA					
		9' + 363 + 8P																											

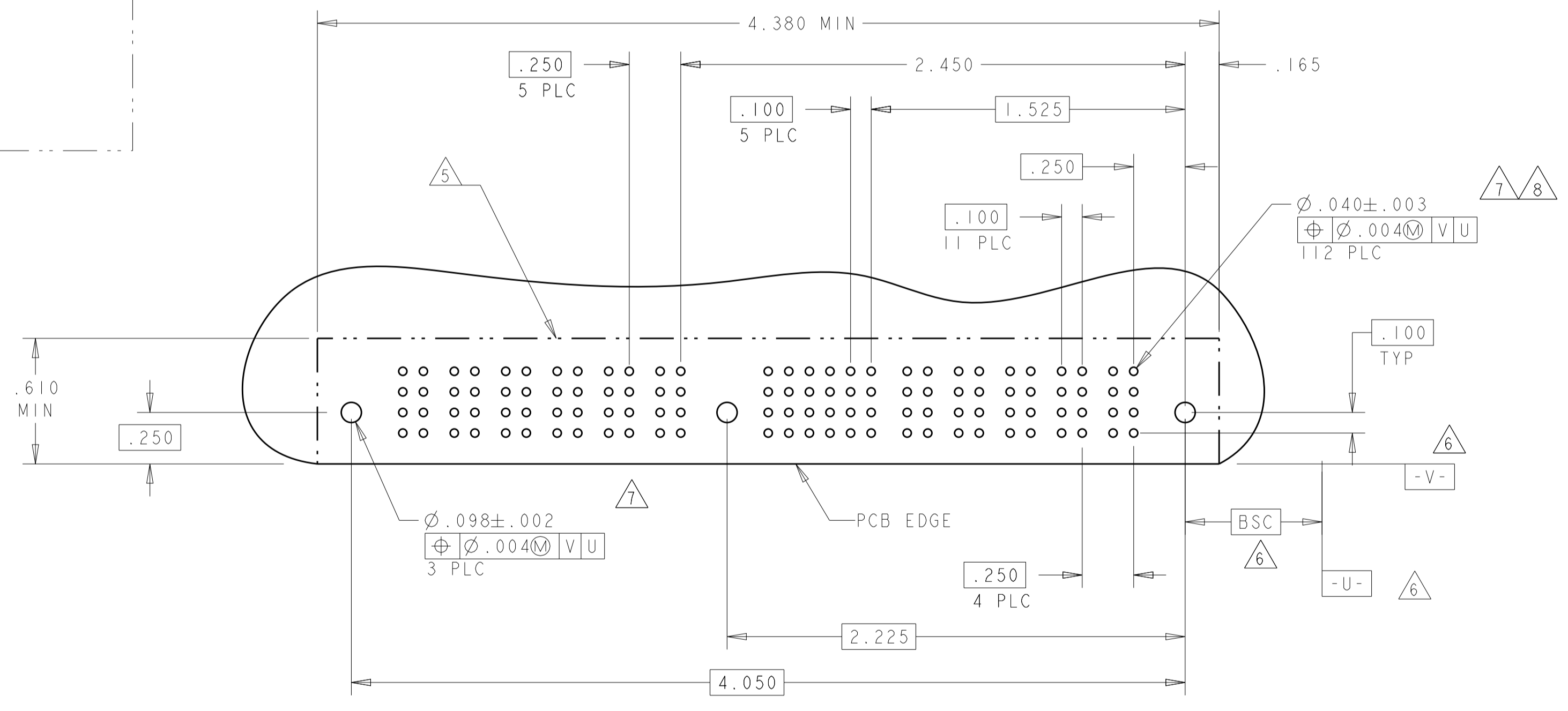
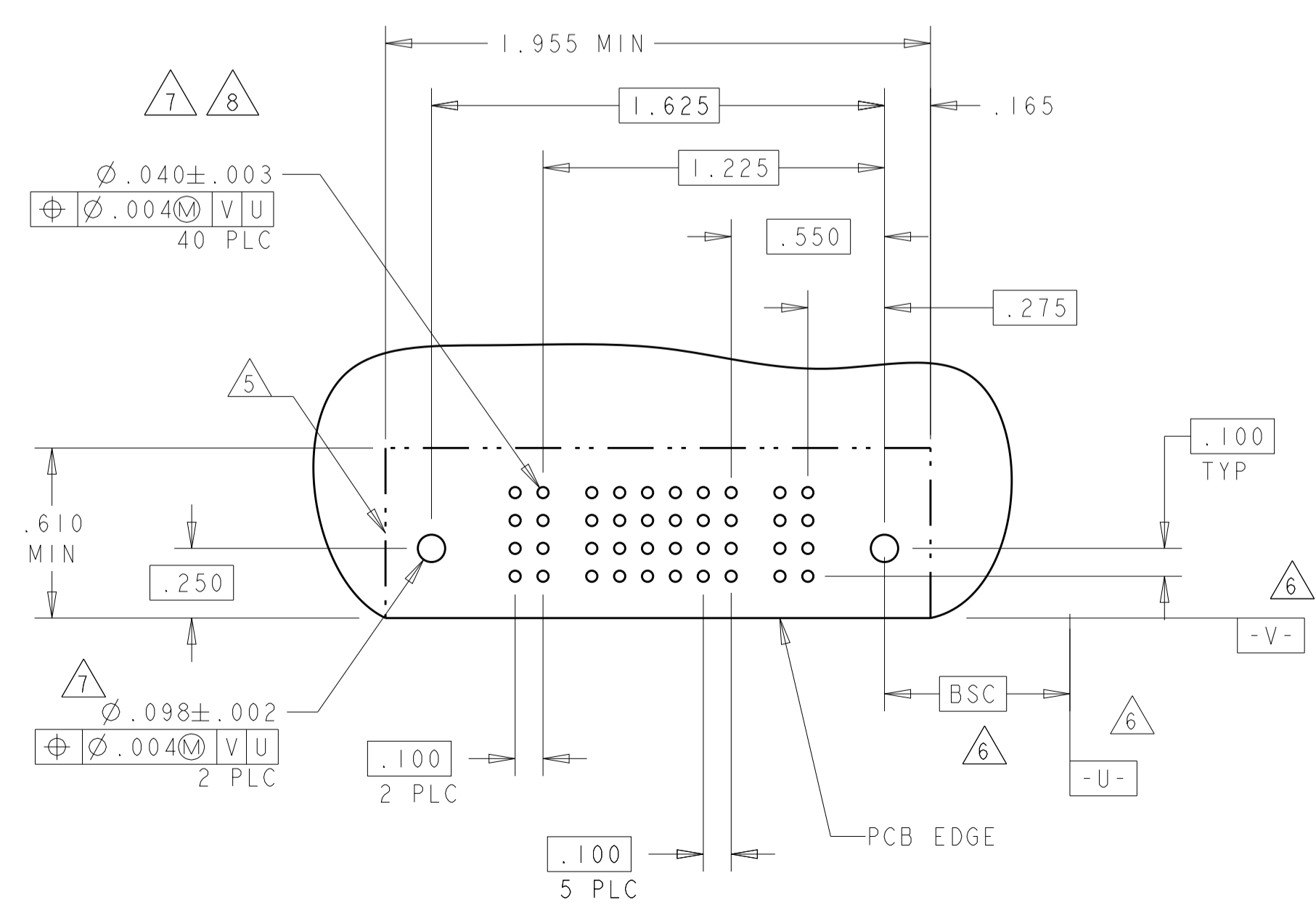


PART NUMBER	ROWS	POWER						SIGNAL						POWER															
		P11	P10	P9	P8	P7	P6	M1	6	5	4	3	2	1	P5	P4	P3	P2	P1										
6450160-4	D C B A	RB	RB	RB	RB	RB	RB	L	L	L	L	L	L	L	L	RB	RB	RB	RB	RB									
		5P + 24S + 1M + 6P																											

PART NUMBER	ROWS	POWER						SIGNAL						POWER															
		P11	P10	P9	P8	P7	P6	M1	6	5	4	3	2	1	P5	P4	P3	P2	P1										
6450160-5	D C B A	RA	RA	RA	RA	RA	RA	H	H	H	H	H	H	H	RA	RA	RA	RA	RA										
		5P + 24S + 1M + 6P																											

PART NUMBER	ROWS	POWER					SIGNAL					POWER																	
		P2	6	5	4	3	2	1	P1	6	5	4	3	2	1														
6450160-2	D C B A	RB	K	K	K	K	K	K	L	L	L	L	L	L	L	RB	K	K	K	K	K	K	K						
		1P + 24S + 1P																											

PART NUMBER	ROWS	POWER						SIGNAL						POWER															
		P2	6	5	4	3	2	1	P1	6	5	4	3	2	1														
6450160-3	D C B A	RA	H	H	H	H	H	H	G	G	G	G	G	G	G	RA	H	H	H	H	H	H							
		1P + 24S + 1P																											



CODE	TAIL LENGTH	DESCRIPTION
RN	.090	STD
RM	.135	STD
RA	.135	MFBL
RB	.090	MFBL

POWER CONTACT

CODE	TAIL LENGTH	ROW
L	.090	D
K	.090	C
J	.090	B
I	.090	A
H	.135	D
G	.135	C
F	.135	B
E	.135	A

SIGNAL CONTACT

THIS DRAWING IS A CONTROLLED DOCUMENT.

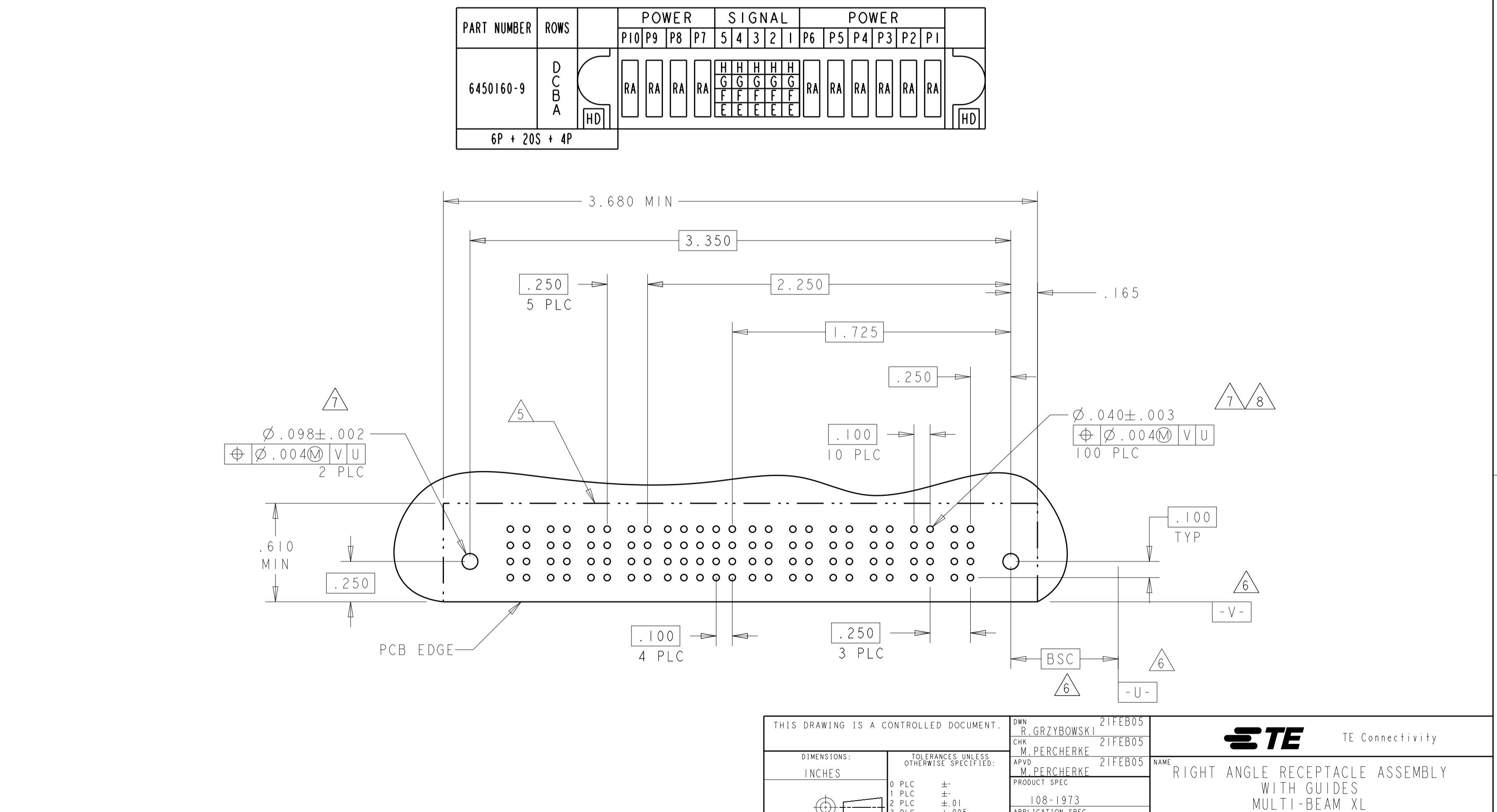
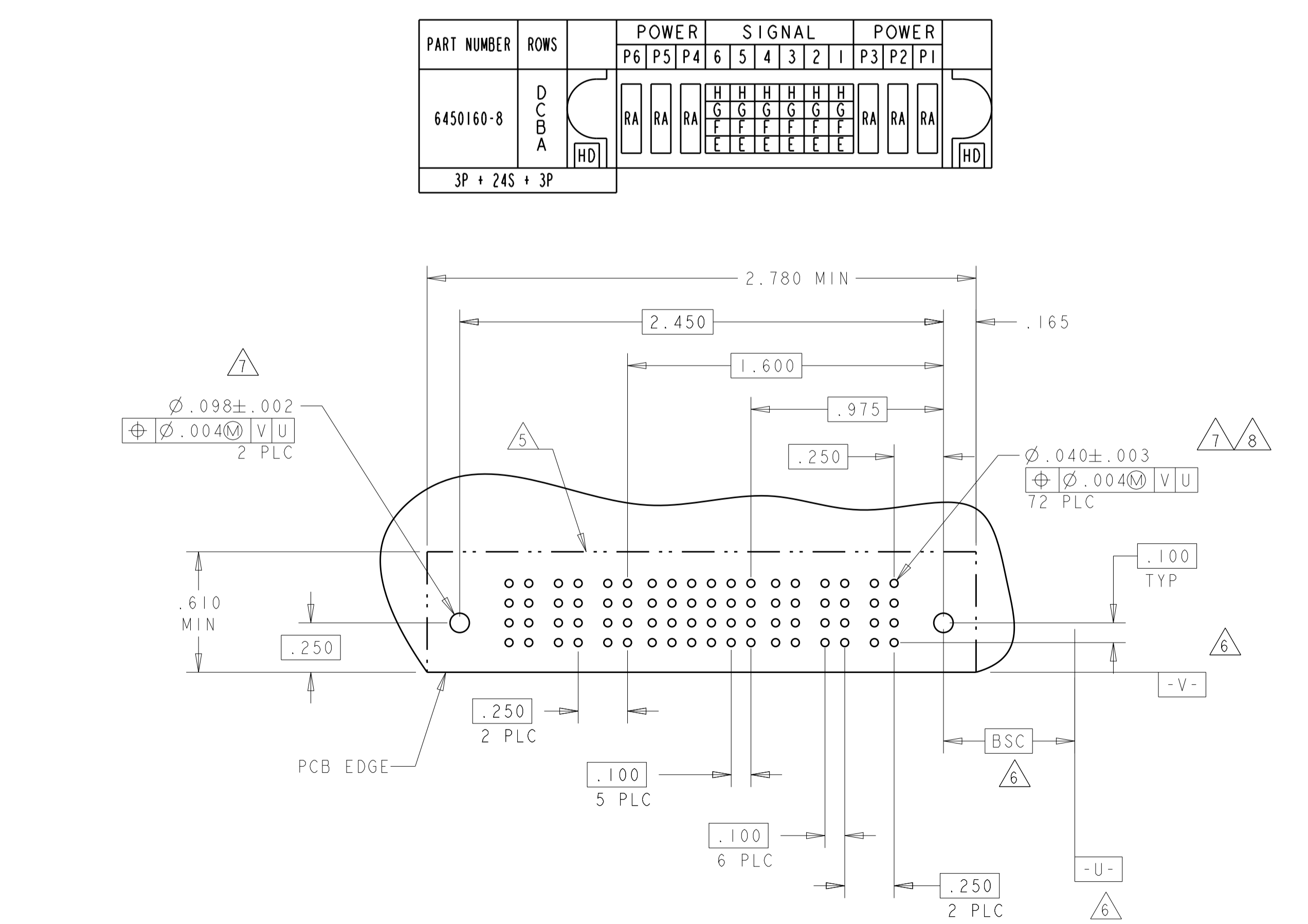
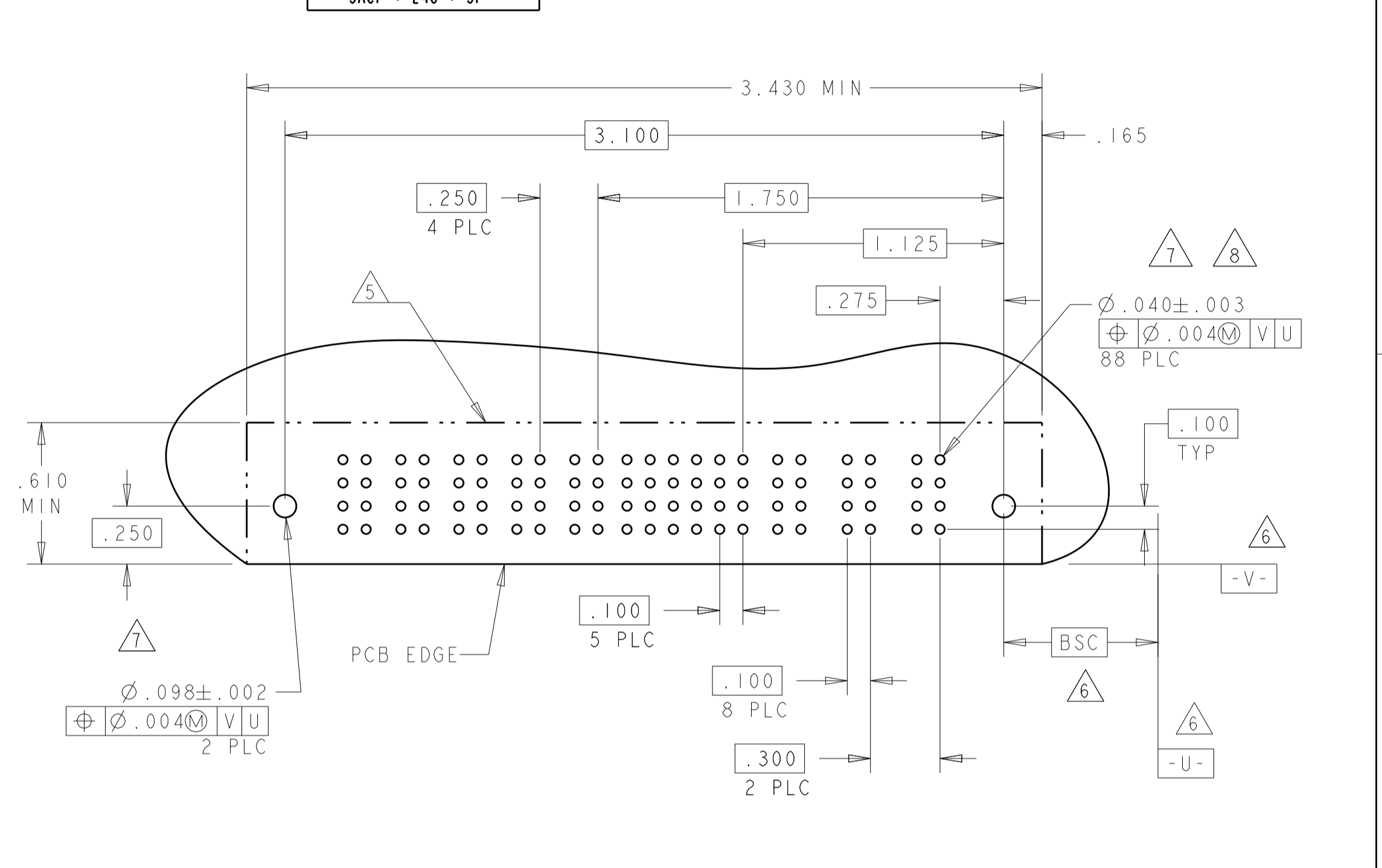
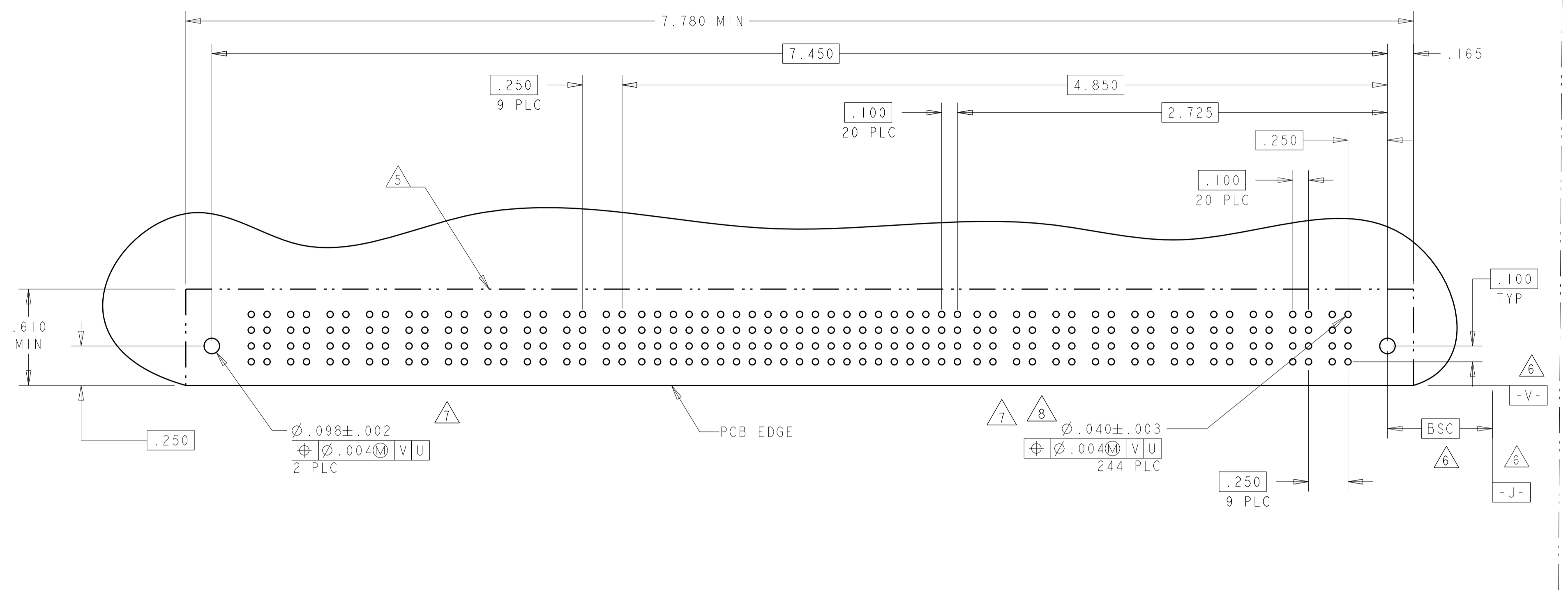
DIMENSIONS:	TOLERANCES UNLESS OTHERWISE SPECIFIED:	OWN	R. GRZYBOWSKI	21FEB05
INCHES	0 PLC ±.01	CHK	M. PERCHERKE	21FEB05
	1 PLC ±.01	APVD	M. PERCHERKE	21FEB05
	2 PLC ±.01	PRODUCT SPEC		
	3 PLC ±.01	APPLICATION SPEC		
	4 PLC ±.005			
	5 PLC ±.005			
	6 PLC ±.002			
	ANGLES ±.02			

MATERIAL: FINISH

THIS DRAWING IS A CONTROLLED DOCUMENT. OWN: R. GRZYBOWSKI, 21FEB05. CHK: M. PERCHERKE, 21FEB05. APVD: M. PERCHERKE, 21FEB05. PRODUCT SPEC. 108-1973. APPLICATION SPEC. 114-13038. WEIGHT: -. SIZE: CAGE CODE: DRAWING NO: A100779. REV: C=6450160. RESTRICTED TO: Customer Drawing. SCALE: 4:1. SHEET: 3 OF 16. REV: G1.

PART NUMBER	ROWS	POWER									SIGNAL										POWER																																								
		P20	P19	P18	P17	P16	P15	P14	P13	P12	P11	21	20	19	18	17	16	15	14	13	12	11	10	9	8	7	6	5	4	3	2	1	P10	P9	P8	P7	P6	P5	P4	P3	P2	P1																			
6450160-6	D C B A	RA	RA	RA	RA	RA	RA	RA	RA	RA	H	H	H	H	H	H	H	H	H	H	H	H	H	H	H	H	H	H	H	H	H	H	H	H	H	H	H	RA	RA	RA	RA	RA	RA	RA	RA	RA	RA	RA	RA	RA	RA	RA	RA	RA	RA	RA	RA				
		F	F	F	F	F	F	F	F	F	G	G	G	G	G	G	G	G	G	G	G	G	G	G	G	G	G	G	G	G	G	G	G	G	G	G	G	G	E	E	E	E	E	E	E	E	E	E	E	E	E	E	E	E	E	E	E	E			
		E	E	E	E	E	E	E	E	E	F	F	F	F	F	F	F	F	F	F	F	F	F	F	F	F	F	F	F	F	F	F	F	F	F	F	F	F	F	F	F	F	HD	HD	HD	HD	HD	HD	HD	HD	HD	HD	HD	HD	HD	HD	HD	HD	HD	HD	HD
10P + 84S + 10P																																																													

PART NUMBER	ROWS	POWER					SIGNAL						POWER							
		P8	P7	P6	P5	P4	6	5	4	3	2	1	P3	P2	P1					
6450160-7	D C B A	RA	RA	RA	RA	RA	H	H	H	H	H	H	H	H	H	H	RA	RA	RA	
		F	F	F	F	F	G	G	G	G	G	G	G	G	G	G	G	E	E	E
		E	E	E	E	E	F	F	F	F	F	F	F	F	F	F	F	F	F	HD
3ACP + 24S + 5P																				



THIS DRAWING IS A CONTROLLED DOCUMENT.

DIMENSIONS: INCHES

TOLERANCES UNLESS OTHERWISE SPECIFIED:

0 PLC	±
1 PLC	±.01
2 PLC	±.01
3 PLC	±.005
4 PLC	±.005
ANGLES	±.002

MATERIAL FINISH

OWN: R. GRZYBOWSKI
 CHK: M. PERCHERKE
 APVD: M. PERCHERKE

PRODUCT SPEC: Z1FEB05
 APPLICATION SPEC: Z1FEB05
 108-1973
 114-13038

WEIGHT: -

Customer Drawing

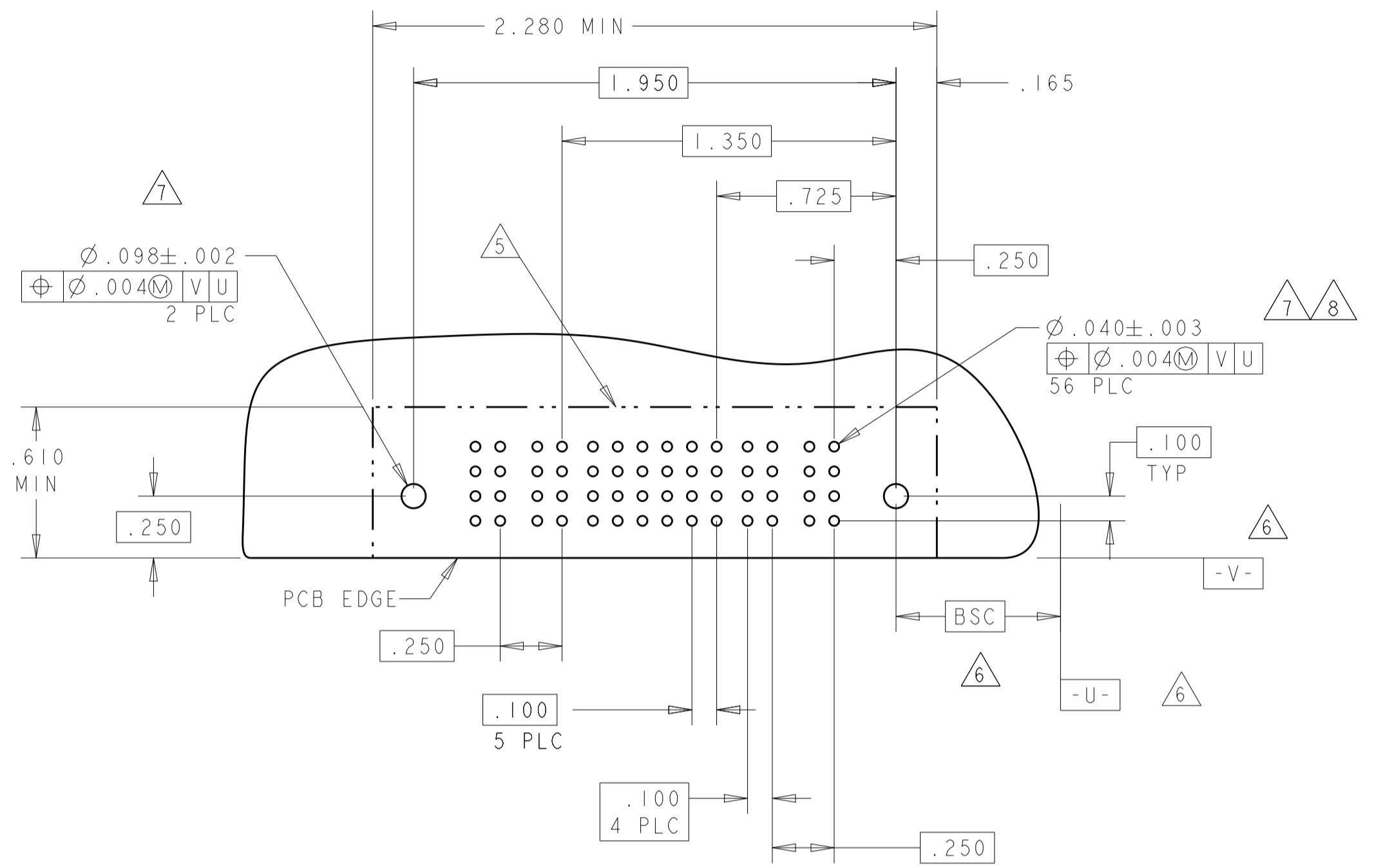
NAME: RIGHT ANGLE RECEPTACLE ASSEMBLY WITH GUIDES MULTI-BEAM XL

SIZE: A
 CAGE CODE: 100779
 DRAWING NO: C-6450160

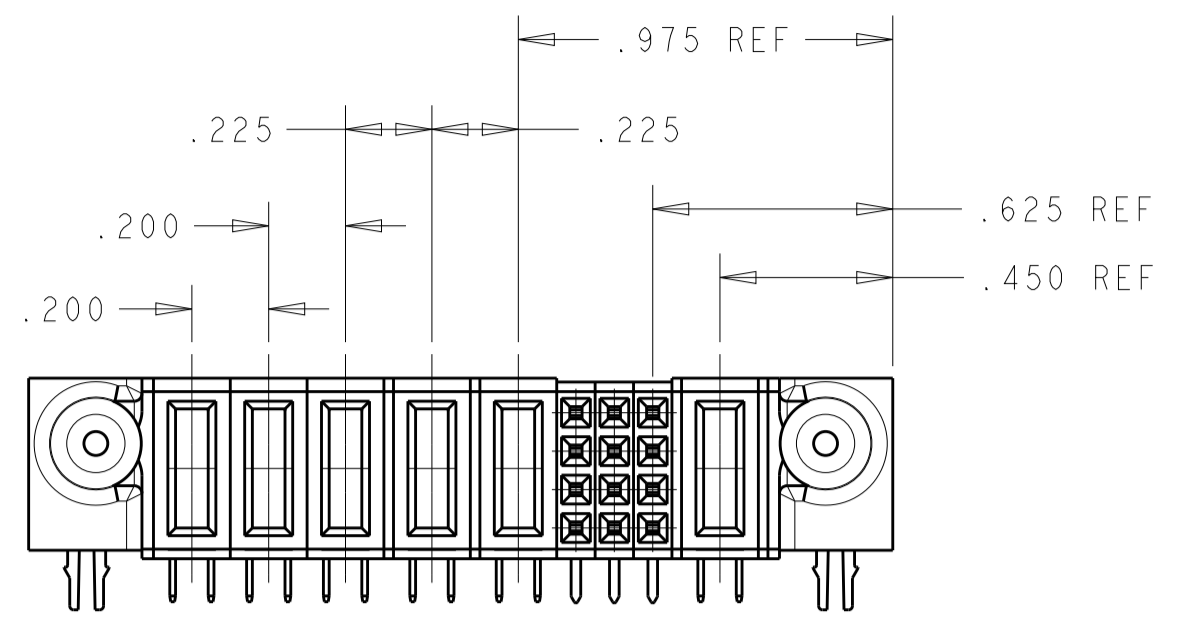
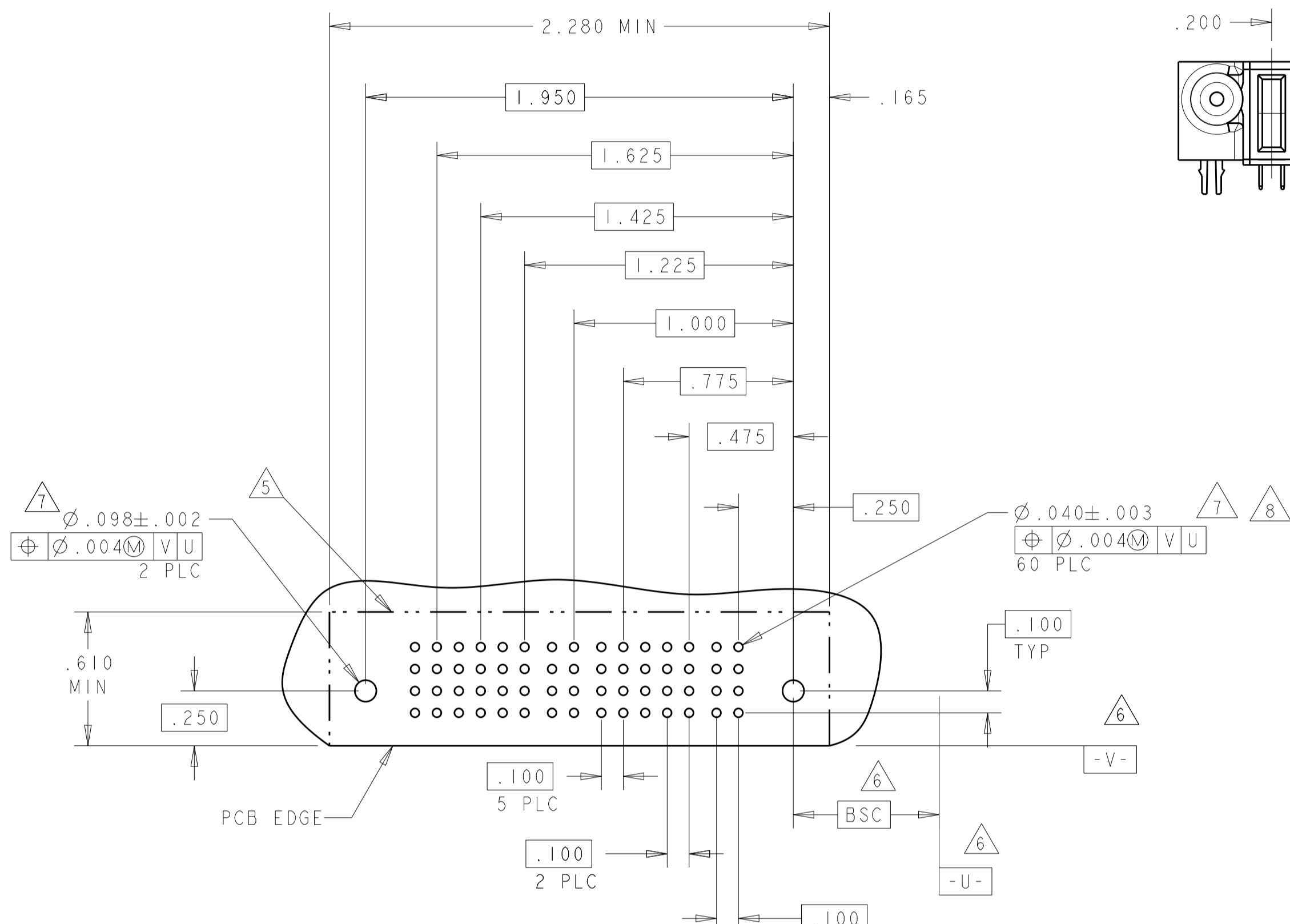
RESTRICTED TO

SCALE: 4:1
 SHEET 4 OF 16
 REV: G1

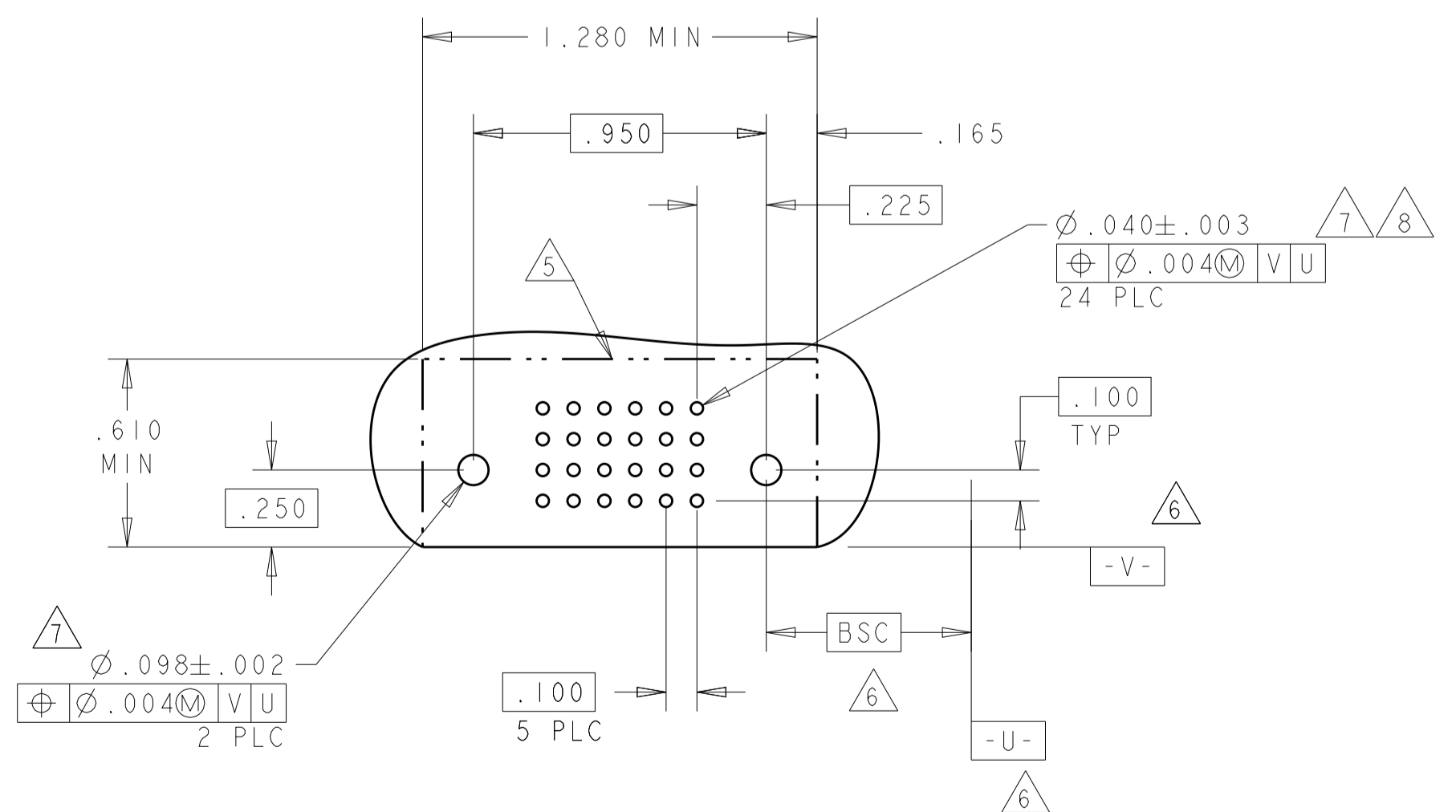
PART NUMBER	ROWS	POWER		SIGNAL				POWER		
		P4	P3	6	5	4	3	2	1	P2
I-6450160-0	D C B A	RA	RA	H	H	H	H	H	RA	RA
				G	G	G	G	G		
				F	F	F	F	F		
2P + 24S + 2P										



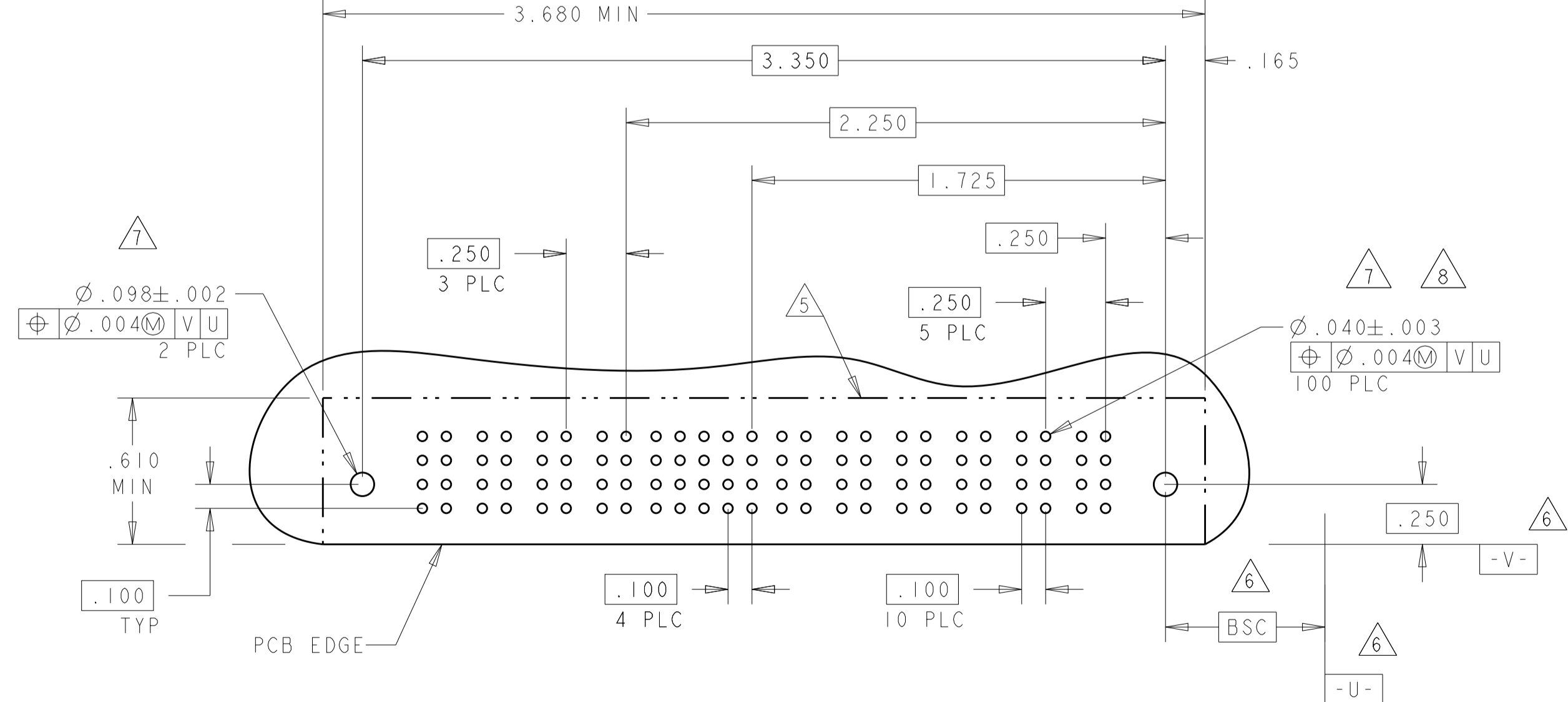
PART NUMBER	ROWS	POWER				SIGNAL POWER				
		P6	P5	P4	P3	P2	3	2	1	P1
I-6450160-1	D C B A	RA	RA	RA	RA	H	H	H	H	RA
						G	G	G	G	
						F	F	F	F	
1P + 12S + 5P										



PART NUMBER	ROWS	SIGNAL					
		6	5	4	3	2	1
I-6450160-2	D C B A	L	L	L	L	L	L
		K	K	K	K	K	K
		J	J	J	J	J	J
0P + 24S + 0P							



PART NUMBER	ROWS	POWER			SIGNAL				POWER							
		P10	P9	P8	P7	5	4	3	2	1	P6	P5	P4	P3	P2	P1
I-6450160-9	D C B A	RA	RA	RA	RA	H	H	H	H	H	RA	RA	RA	RA	RA	RA
						G	G	G	G	G						
						F	F	F	F	F	F					
6P + 20S + 4P																

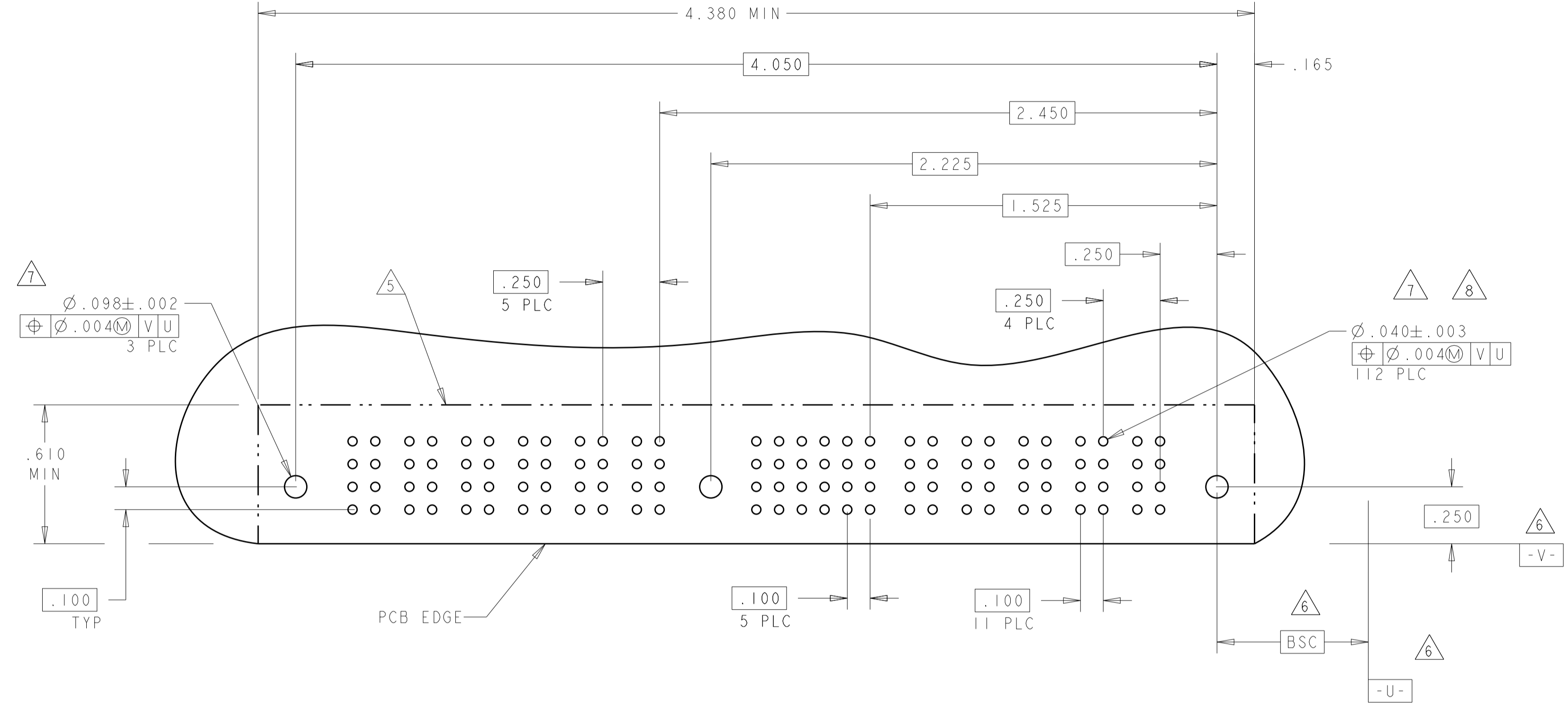


THIS DRAWING IS A CONTROLLED DOCUMENT. OWN: R. GRZYBOWSKI, 21FEB05; CHK: M. PERCHERKE, 21FEB05; APVD: M. PERCHERKE, 21FEB05. NAME: RIGHT ANGLE RECEPTACLE ASSEMBLY WITH GUIDES MULTI-BEAM XL. DIMENSIONS: INCHES. TOLERANCES UNLESS OTHERWISE SPECIFIED: 0 PLC ±.01; 1 PLC ±.01; 2 PLC ±.01; 3 PLC ±.005; 4 PLC ±.002; ANGLES ±.02. MATERIAL: ***; FINISH: ***. SCALE: 4:1. SHEET 5 OF 16. REV: G1.

LOC		DIST		REVISONS			
P	LTN	DATE	DMN	APVD	DESCRIPTION		
GP	00				SEE SHEET 1		

PART NUMBER	ROWS	POWER					SIGNAL					POWER						
		P11	P10	P9	P8	P7	P6	M1	6	5	4	3	2	1	P5	P4	P3	P2
2-6450160-0	D C B A	RA	RA	RA	RA	RA	RA	H	H	H	H	H	H	RA	RA	RA	RA	RA
		RA	RA	RA	RA	RA	RA	G	G	G	G	G	G	RA	RA	RA	RA	RA
		RA	RA	RA	RA	RA	RA	F	F	F	F	F	F	RA	RA	RA	RA	RA
		RA	RA	RA	RA	RA	RA	E	E	E	E	E	E	RA	RA	RA	RA	RA

5P + 24S + 1M + 6P

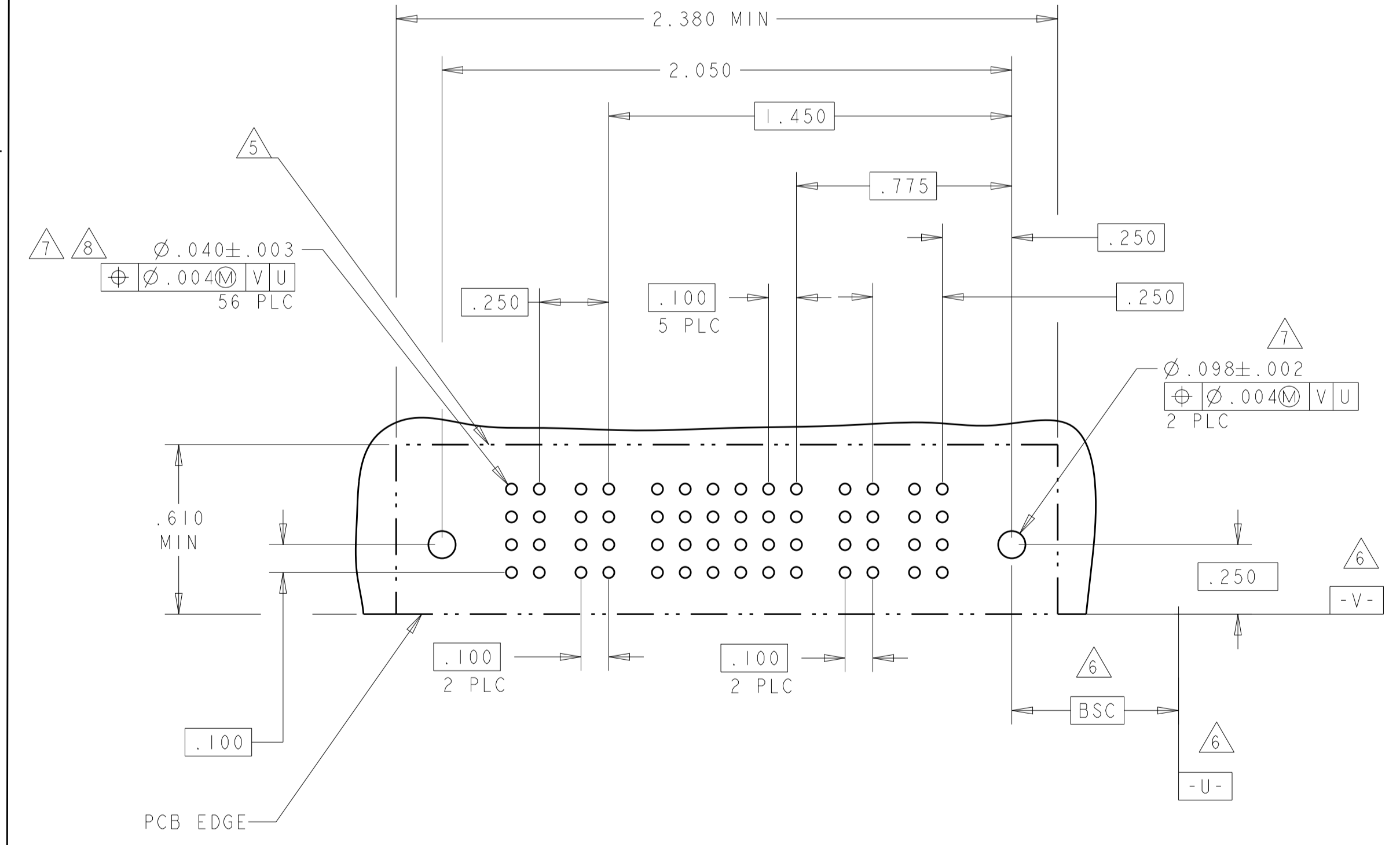


PART NUMBER	ROWS	POWER		SIGNAL					POWER		
		P4	P3	6	5	4	3	2	1	P2	P1
2-6450160-5	D C B A	RM	RM	L	L	L	L	L	L	RM	RM
		RM	RM	K	K	K	K	K	K	RM	RM
		RM	RM	J	J	J	J	J	J	RM	RM

2P + 24S + 2P

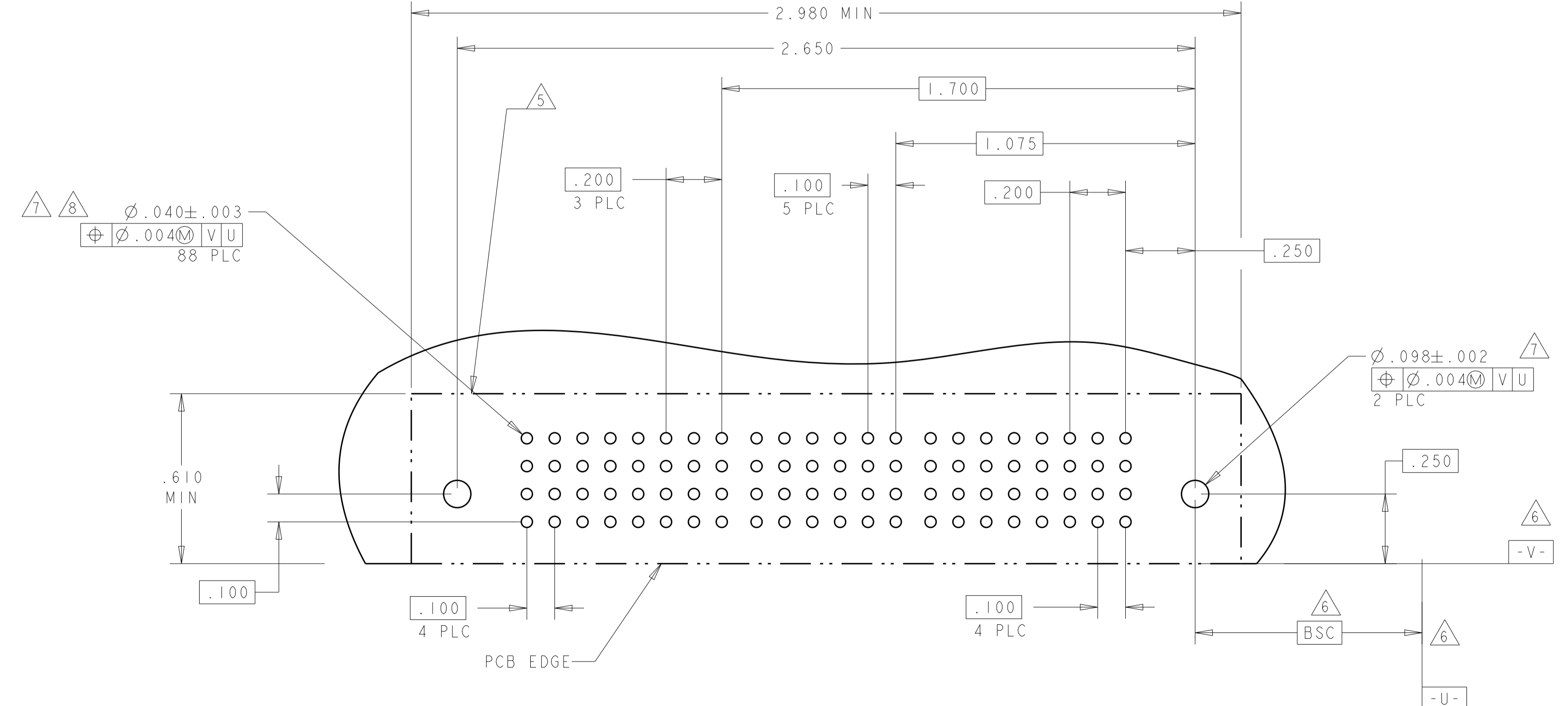
PART NUMBER	ROWS	POWER		SIGNAL					POWER		
		P4	P3	6	5	4	3	2	1	P2	P1
4-6450160-5	D C B A	RM	RM	H	H	H	H	H	H	RM	RM
		RM	RM	G	G	G	G	G	G	RM	RM
		RM	RM	F	F	F	F	F	F	RM	RM
		RM	RM	E	E	E	E	E	E	RM	RM

2P + 24S + 2P



PART NUMBER	ROWS	POWER				SIGNAL					POWER				
		P8	P7	P6	P5	6	5	4	3	2	1	P4	P3	P2	P1
2-6450160-6	D C B A	RM	RM	RM	RM	H	H	H	H	H	H	RM	RM	RM	RM
		RM	RM	RM	RM	G	G	G	G	G	G	RM	RM	RM	RM
		RM	RM	RM	RM	F	F	F	F	F	F	RM	RM	RM	RM
		RM	RM	RM	RM	E	E	E	E	E	E	RM	RM	RM	RM

4HDP + 24S + 4HDP



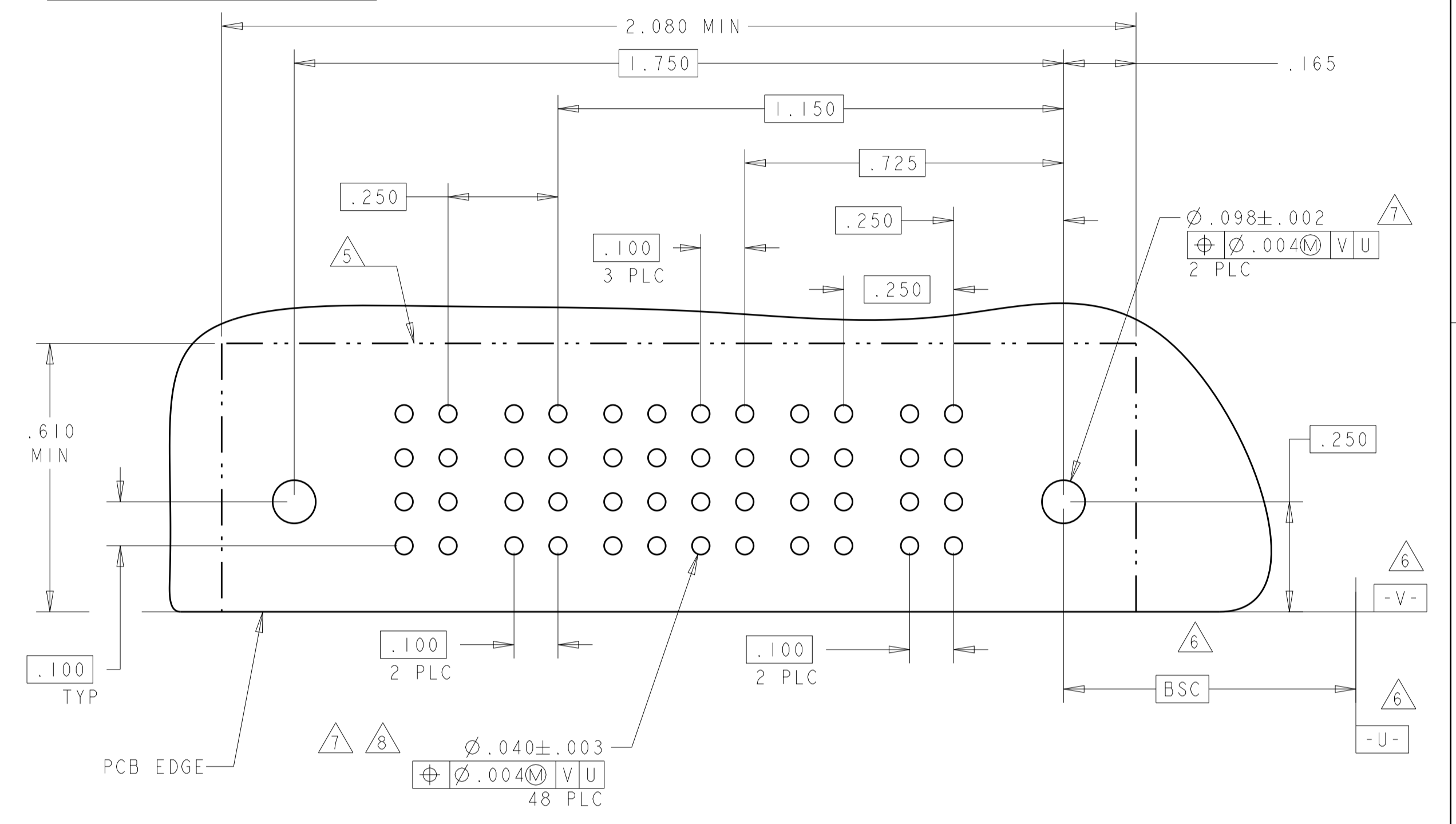
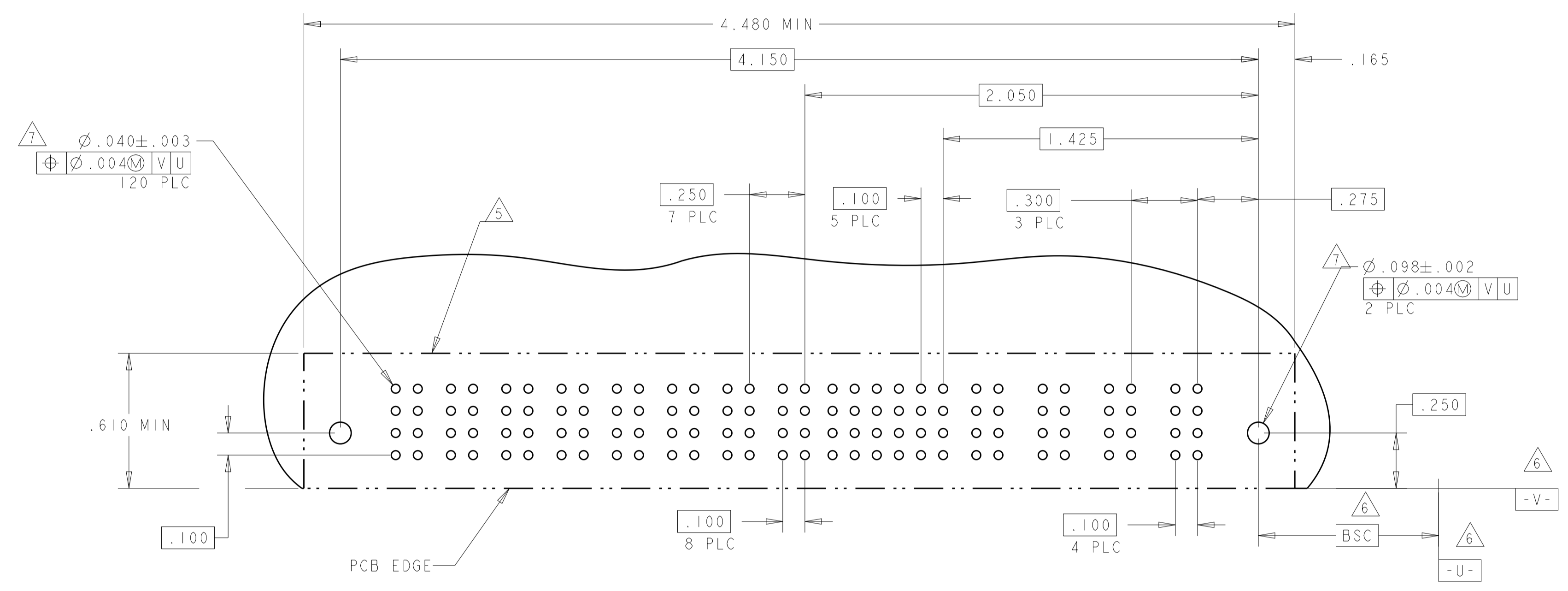
2-6450160-5 AND 4-6450160-5 PCB LAYOUT

THIS DRAWING IS A CONTROLLED DOCUMENT.		DMN: R. GRZYBOWSKI	ZIFEB05	 TE Connectivity
DIMENSIONS: INCHES		CHK: M. PERCHERKE	ZIFEB05	
TOLERANCES UNLESS OTHERWISE SPECIFIED:		APVD: M. PERCHERKE	ZIFEB05	NAME: RIGHT ANGLE RECEPTACLE ASSEMBLY WITH GUIDES MULTI-BEAM XL
0 PLC ±.01		PRODUCT SPEC		SIZE: 108-1973
1 PLC ±.01		APPLICATION SPEC		SCALE: 4:1
2 PLC ±.005		WEIGHT		SHEET 6 OF 16
3 PLC ±.002		Customer Drawing		REV: G1
4 PLC ±.002		A1100779		
ANGLES ±.002		C=6450160		

PART NUMBER	ROWS	POWER								SIGNAL						POWER			
		P12	P11	P10	P9	P8	P7	P6	P5	6	5	4	3	2	1	P4	P3	P2	P1
2-6450160-9	D C B A	RM	RM	RM	RM	RM	RM	RM	RM	H	H	H	H	H	H	RM	RM	RM	RM
4ACP + 24S + 8P										G	G	G	G	G	G				
										F	F	F	F	F	F				
										E	E	E	E	E	E				

PART NUMBER	ROWS	POWER				SIGNAL				POWER			
		P4	P3	P2	P1	4	3	2	1	P2	P1	P1	P1
3-6450160-1	D C B A	RM	RM	RM	RM	H	H	H	H	RM	RM	RM	RM
						G	G	G	G				
						F	F	F	F				
						E	E	E	E				

2P + 16S + 2P

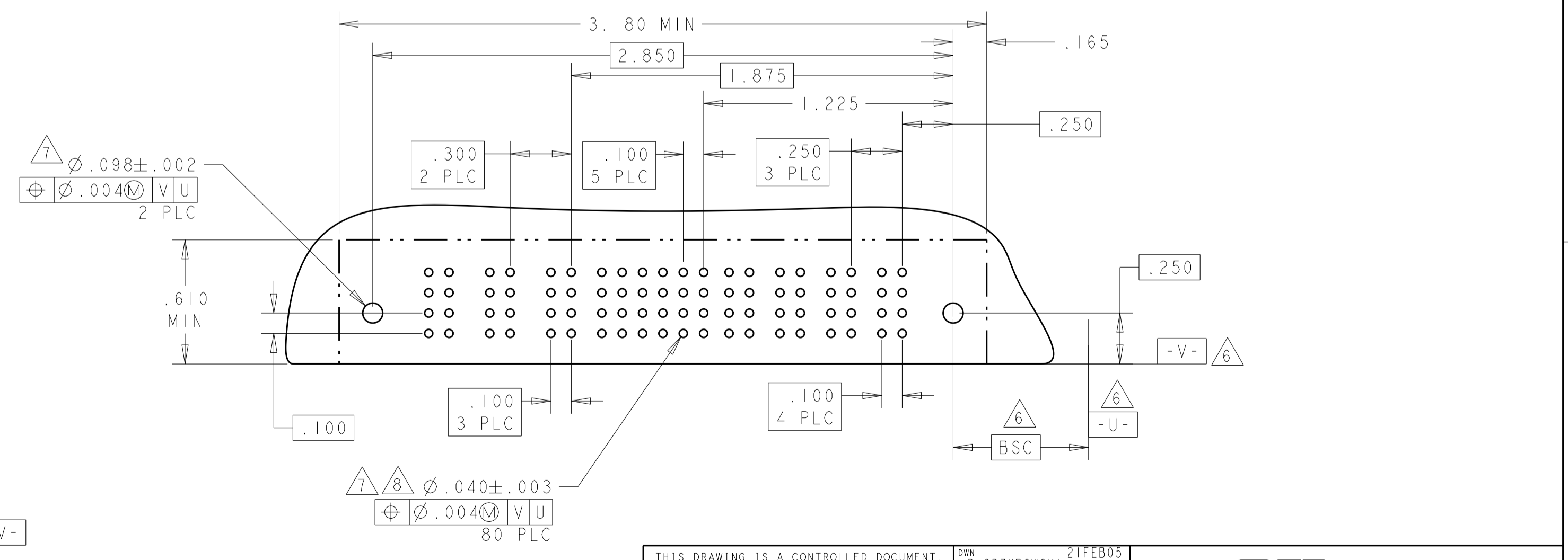
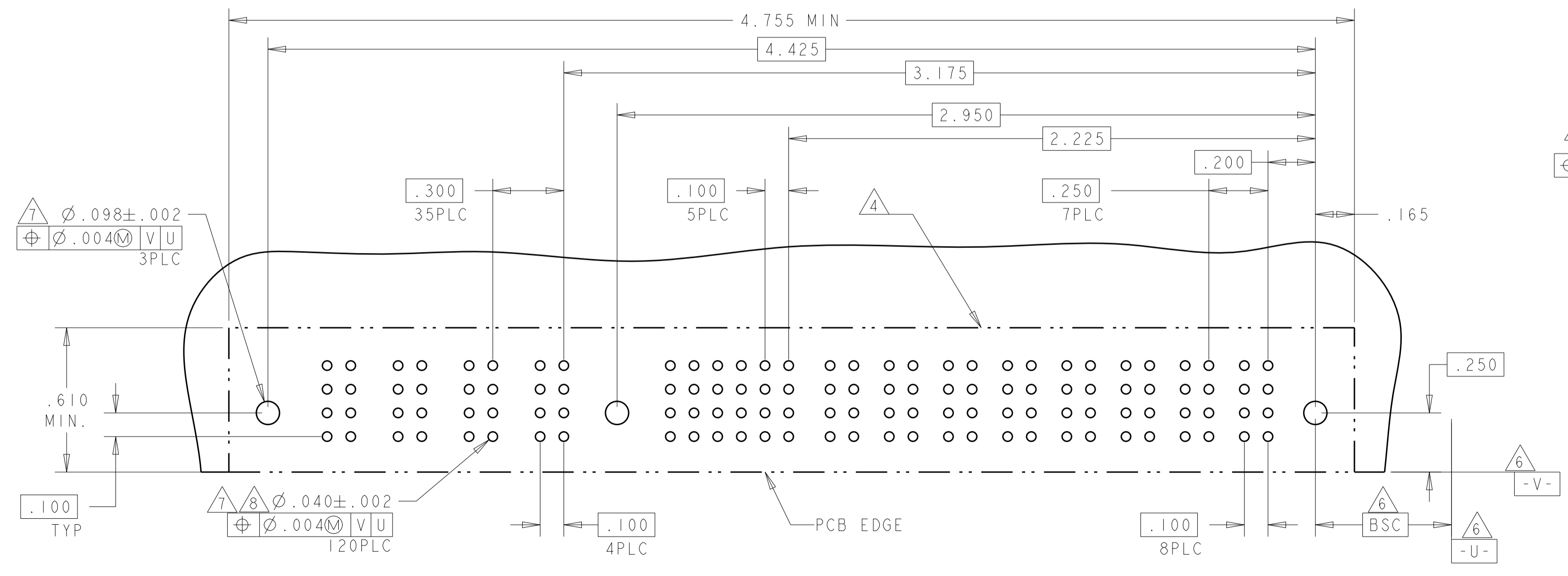


PART NUMBER	ROWS	POWER				SIGNAL						POWER							
		P12	P11	P10	P9	6	5	4	3	2	1	P8	P7	P6	P5	P4	P3	P2	P1
3-6450160-0	D C B A	RM	RM	RM	RM	H	H	H	H	H	H	RM	RM	RM	RM	RM	RM	RM	RM
						G	G	G	G	G	G								
						F	F	F	F	F	F								
						E	E	E	E	E	E								

8P + 24S + 1M + 4ACP

PART NUMBER	HOUSING P/N	ROWS	POWER			SIGNAL						POWER			
			P7	P6	P5	6	5	4	3	2	1	P4	P3	P2	P1
3-6450160-2	3-1450190-2	D C B A	RM	RM	RM	H	H	H	H	H	H	RM	RM	RM	RM
						G	G	G	G	G	G				
						F	F	F	F	F	F				
						E	E	E	E	E	E				

4P + 24S + 3ACP

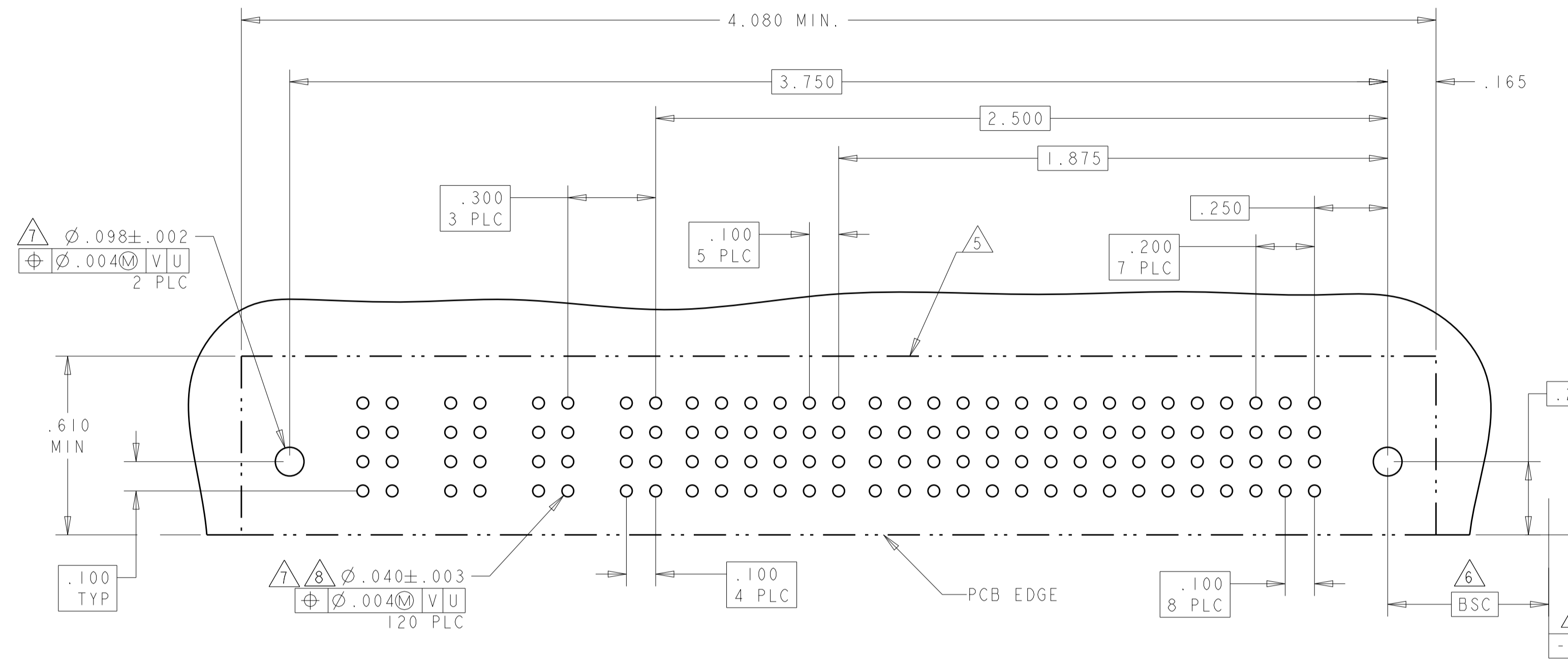


THIS DRAWING IS A CONTROLLED DOCUMENT.

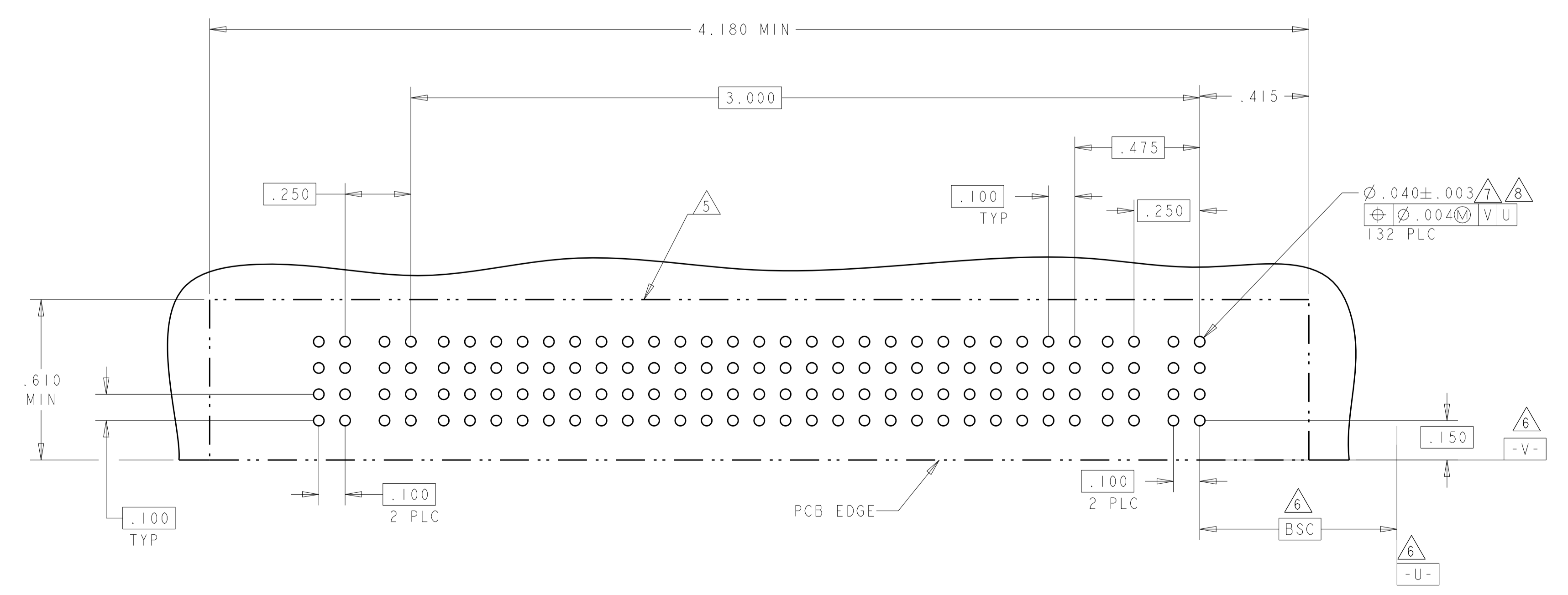
OWN: R. GRZYBOWSKI	ZIFEB05	STE TE Connectivity
CHK: M. PERCHERKE	ZIFEB05	
APVD: M. PERCHERKE	ZIFEB05	NAME: RIGHT ANGLE RECEPTACLE ASSEMBLY WITH GUIDES MULTI-BEAM XL
DIMENSIONS: INCHES	TOLERANCES UNLESS OTHERWISE SPECIFIED:	SIZE: 108-1973
0 PLC ±.01	1 PLC ±.01	APPLICATION SPEC
2 PLC ±.01	3 PLC ±.01	114-13038
4 PLC ±.005	5 PLC ±.005	WEIGHT
6 PLC ±.002	ANGLES ±.002	Customer Drawing
MATERIAL	FINISH	SCALE: 3:1
		SHEET 7 OF 16

LOC	DIST	REVISIONS			
P	LTN	DESCRIPTION	DATE	DWN	APVD
GP	00	SEE SHEET 1			

PART NUMBER	ROWS	POWER				SIGNAL								POWER							
		P12	P11	P10	P9	6	5	4	3	2	1	P8	P7	P6	P5	P4	P3	P2	P1		
3-6450160-3	D C B A	RM	RM	RM	RM	H	H	H	H	H	H	RM	RM	RM	RM	RM	RM	RM	RM		
		RM	RM	RM	RM	G	G	G	G	G	G	RM	RM	RM	RM	RM	RM	RM	RM		
		RM	RM	RM	RM	F	F	F	F	F	F	RM	RM	RM	RM	RM	RM	RM	RM		
		RM	RM	RM	RM	E	E	E	E	E	E	RM	RM	RM	RM	RM	RM	RM	RM		
8P + 24S + 4ACP																					



PART NUMBER	ROWS	POWER		SIGNAL																				POWER							
		P4	P3	25	24	23	22	21	20	19	18	17	16	15	14	13	12	11	10	9	8	7	6	5	4	3	2	1	P2	P1	
3-6450160-4	D C B A	RM	RM	H	H	H	H	H	H	H	H	H	H	H	H	H	H	H	H	H	H	H	H	H	H	H	H	H	H	RM	RM
		RM	RM	G	G	G	G	G	G	G	G	G	G	G	G	G	G	G	G	G	G	G	G	G	G	G	G	G	G	RM	RM
		RM	RM	F	F	F	F	F	F	F	F	F	F	F	F	F	F	F	F	F	F	F	F	F	F	F	F	F	F	RM	RM
		RM	RM	E	E	E	E	E	E	E	E	E	E	E	E	E	E	E	E	E	E	E	E	E	E	E	E	E	E	RM	RM
2P + 100S + 2P																															



THIS DRAWING IS A CONTROLLED DOCUMENT. DWN: R. GRZYBOWSKI 21FEB05
 CHK: M. PERCHERKE 21FEB05
 APVD: M. PERCHERKE 21FEB05

STE TE Connectivity

NAME: RIGHT ANGLE RECEPTACLE ASSEMBLY WITH GUIDES MULTI-BEAM XL

PRODUCT SPEC: 108-1973
 APPLICATION SPEC: 114-13038
 WEIGHT: -

SIZE: A100779 C=6450160
 SCALE: 3:1 SHEET 8 OF 16 REV: G1

MATERIAL: - FINISH: -

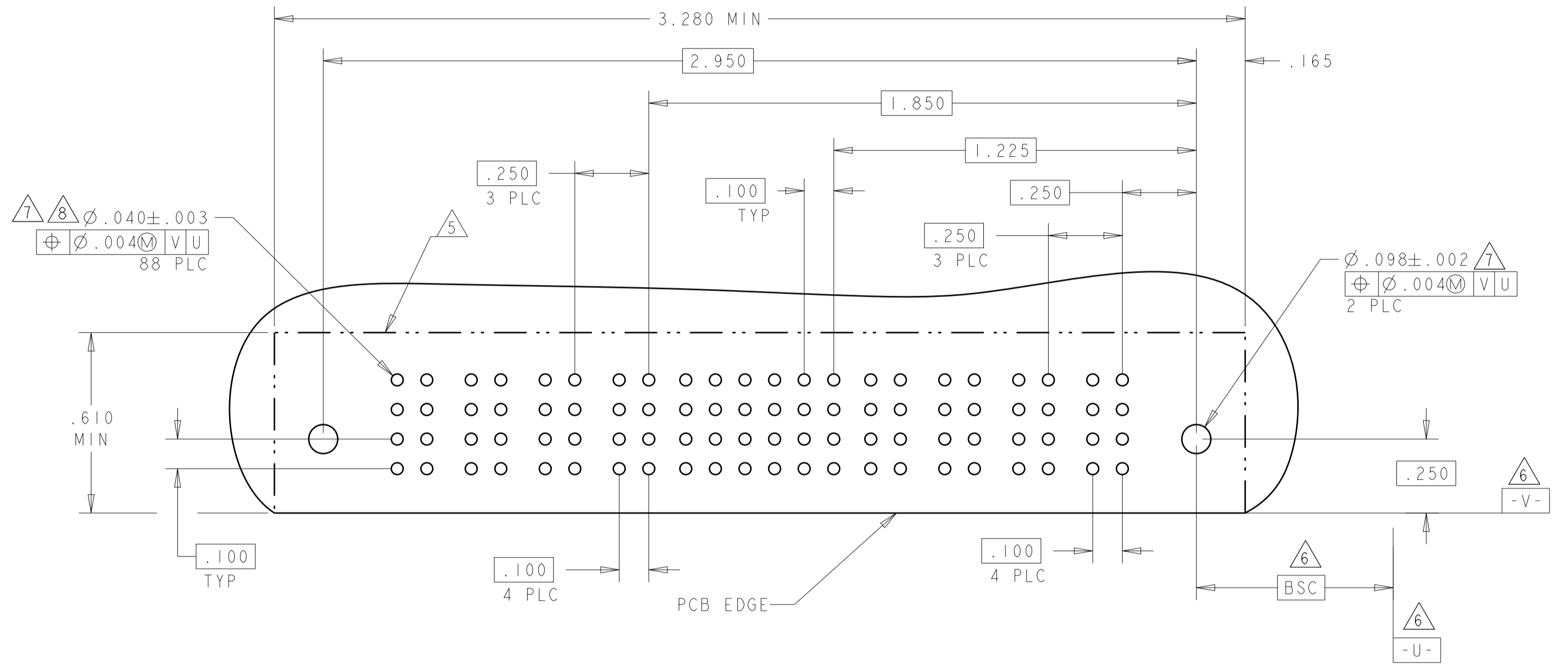
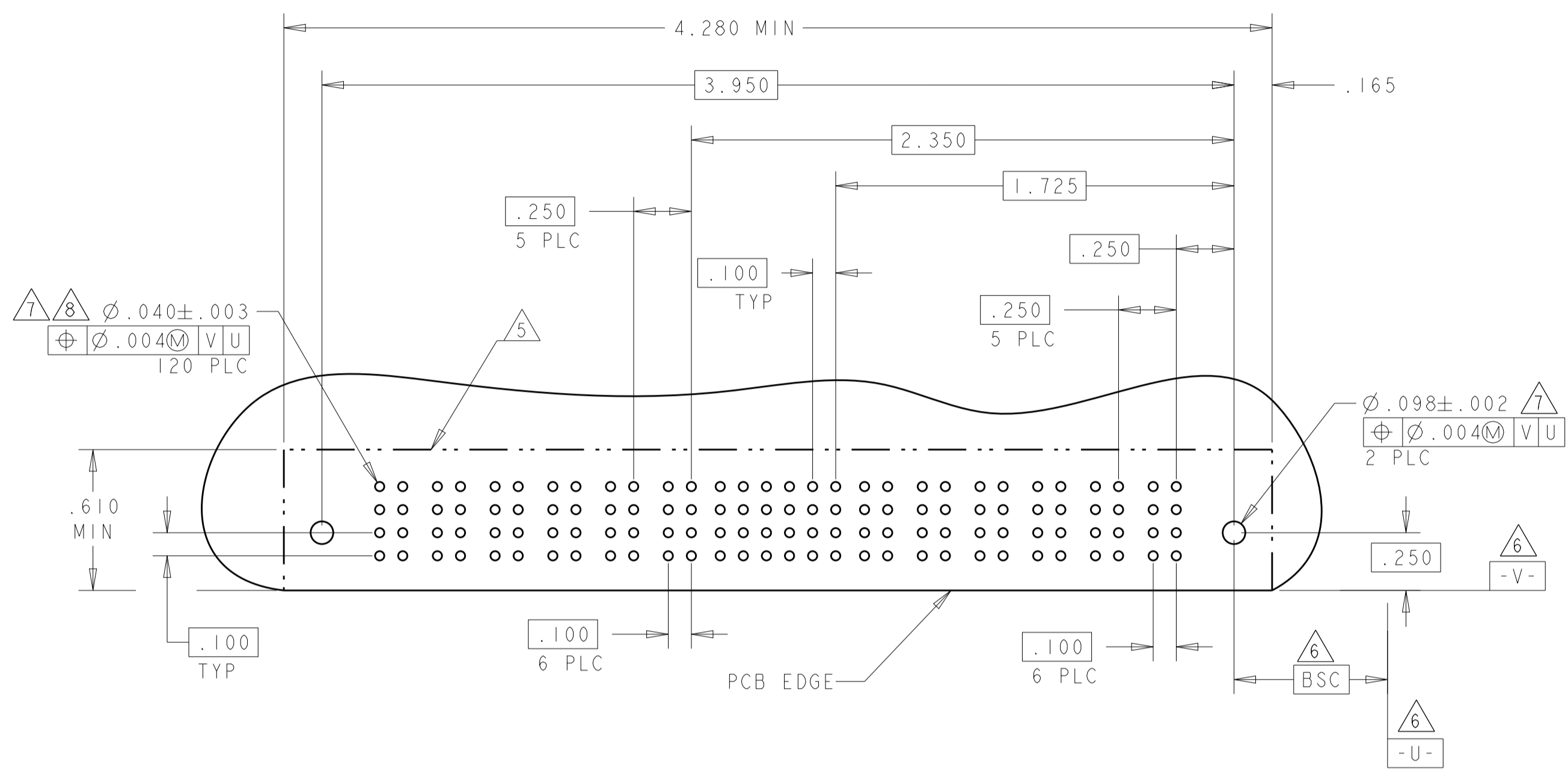
Customer Drawing

LOC	DIST	REV	DATE	APPV
GP	00			

REVISIONS				
REV	DATE	APPV	DESCRIPTION	BY
-	-	-	SEE SHEET 1	-

PART NUMBER	ROWS	POWER					SIGNAL					POWER					
		P12	P11	P10	P9	P8	6	5	4	3	2	1	P6	P5	P4	P3	P2
3-6450160-6	D C B A	RM	RM	RM	RM	RM	H	H	H	H	H	RM	RM	RM	RM	RM	[HD]
		G	G	G	G	G	F	F	F	F	F	RM	RM	RM	RM		
		E	E	E	E	E	E	E	E	E	E	RM	RM	RM	RM		
6P + 24S + 6P																	

PART NUMBER	ROWS	POWER				SIGNAL					POWER				
		P8	P7	P6	P5	6	5	4	3	2	1	P4	P3	P2	P1
3-6450160-7	D C B A	RM	RM	RM	RM	H	H	H	H	H	RM	RM	RM	RM	[HD]
		G	G	G	G	F	F	F	F	F	RM	RM	RM	RM	
		E	E	E	E	E	E	E	E	E	RM	RM	RM	RM	
4P + 24S + 4P															



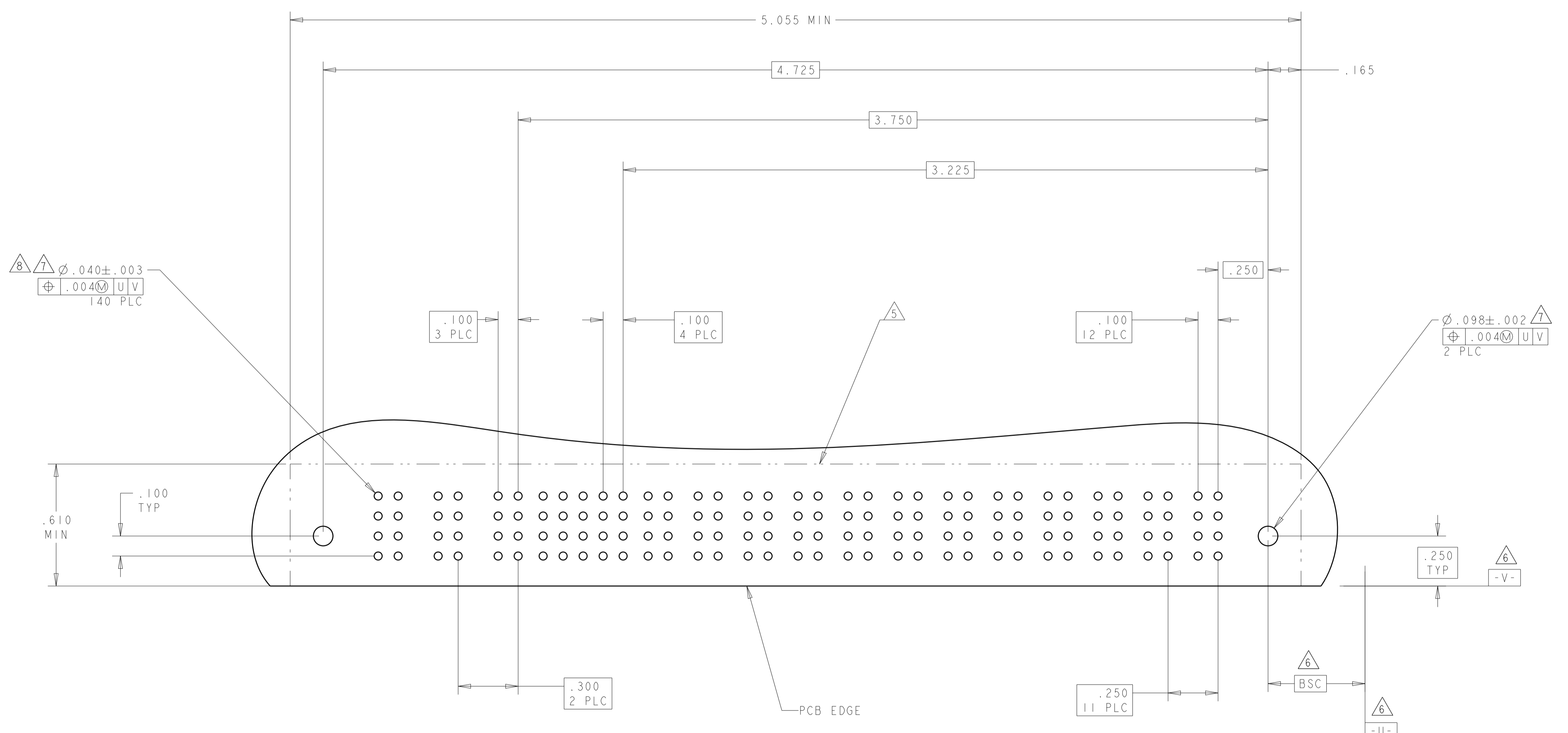
THIS DRAWING IS A CONTROLLED DOCUMENT.

DIMENSIONS:	TOLERANCES UNLESS OTHERWISE SPECIFIED:	OWN: R. GRZYBOWSKI 21FEB05	NAME: RIGHT ANGLE RECEPTACLE ASSEMBLY WITH GUIDES MULTI-BEAM XL
INCHES	0 PLC ± .010 1 PLC ± .010 2 PLC ± .010 3 PLC ± .010 4 PLC ± .005 ANGLES ± .002	CHK: M. PERCHERKE 21FEB05	SIZE: A1 00779 C=6450160
MATERIAL:	FINISH: #2	APVD: M. PERCHERKE 21FEB05	RESTRICTED TO: -
Customer Drawing		PRODUCT SPEC: 108-1973	SCALE: 3:1
		APPLICATION SPEC: 114-13038	SHEET 9 OF 16
		WEIGHT: -	REV: G1

4805 (3/11)

LOC	DIST	REVISIONS			
P	LTN	DESCRIPTION	DATE	DMN	APVD
-	-	SEE SHEET 1	-	-	-

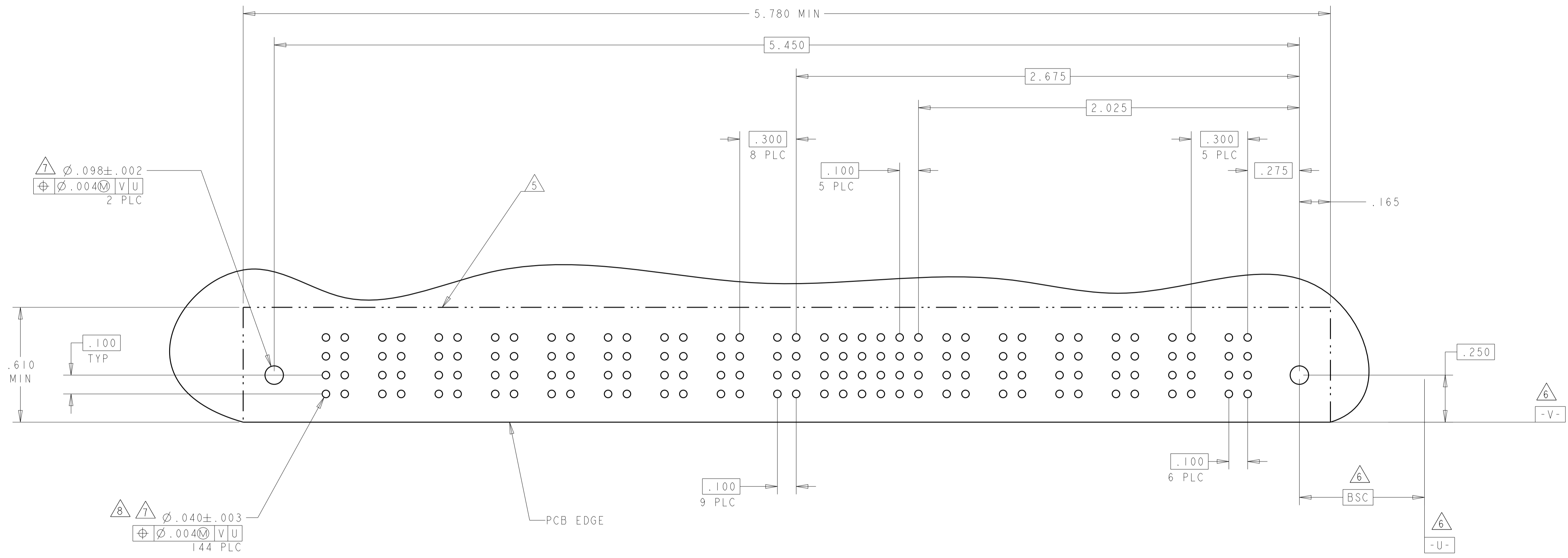
PART NUMBER	ROWS	AC POWER			SIGNAL					POWER													
		P15	P14	P13	5	4	3	2	1	P12	P11	P10	P9	P8	P7	P6	P5	P4	P3	P2	P1		
1-6450160-8	D C B A	RA	RA	RA	H	H	H	H	H	RA	RA	RA	RA	RA	RA	RA	RA	RA	RA	RA	RA	RA	RA
					G	G	G	G	G														
					F	F	F	F	F														
					E	E	E	E	E														
12P + 20S + 3ACP																							



THIS DRAWING IS A CONTROLLED DOCUMENT.		DMN: R. GRZYBOWSKI 21FEB05	TE Connectivity
DIMENSIONS: INCHES		CHK: M. PERCHERKE 21FEB05	
TOLERANCES UNLESS OTHERWISE SPECIFIED:		APVD: M. PERCHERKE 21FEB05	NAME: RIGHT ANGLE RECEPTACLE ASSEMBLY WITH GUIDES MULTI-BEAM XL
0 PLC ±	1 PLC ±.01	PRODUCT SPEC: 108-1973	SIZE: A100779C=6450160
2 PLC ±.01	3 PLC ±.005	APPLICATION SPEC: 114-13038	RESTRICTED TO: -
4 PLC ±.002	ANGLES ±.2°	WEIGHT: -	SCALE: 3:1 SHEET 10 OF 16 REV: G1
MATERIAL: -	FINISH: -	Customer Drawing	

LOC		DIST		REVISIONS			
P	LTN	DESCRIPTION	DATE	DMN	APVD		
-	-	SEE SHEET 1	-	-	-		

PART NUMBER	ROWS	POWER								SIGNAL					POWER					HD							
		P15	P14	P13	P12	P11	P10	P9	P8	P7	P6	P5	P4	P3	P2	P1	P6	P5	P4		P3	P2	P1				
3-6450160-8	D C B A										H	H		H	H												
		RM	RM	RM		RM	RM	RM			G	G		G	G	RA		RM	RM	RM							
											F	F		F	F												
											E	E		E	E												
6P + 24S + 9P																								HD			



THIS DRAWING IS A CONTROLLED DOCUMENT. DWN: R. GRZYBOWSKI 21FEB05
 CHK: M. PERCHERKE 21FEB05
 APVD: M. PERCHERKE 21FEB05

DIMENSIONS: INCHES. TOLERANCES UNLESS OTHERWISE SPECIFIED:
 0 PLC ±.
 1 PLC ±.01
 2 PLC ±.01
 3 PLC ±.005
 4 PLC ±.002
 ANGLES ±.7°
 FINISH

PRODUCT SPEC: 108-1973
 APPLICATION SPEC: 114-13038
 WEIGHT: -

NAME: RIGHT ANGLE RECEPTACLE ASSEMBLY WITH GUIDES MULTI-BEAM XL
 SIZE: A100779
 CAGE CODE: C=6450160
 DRAWING NO: -

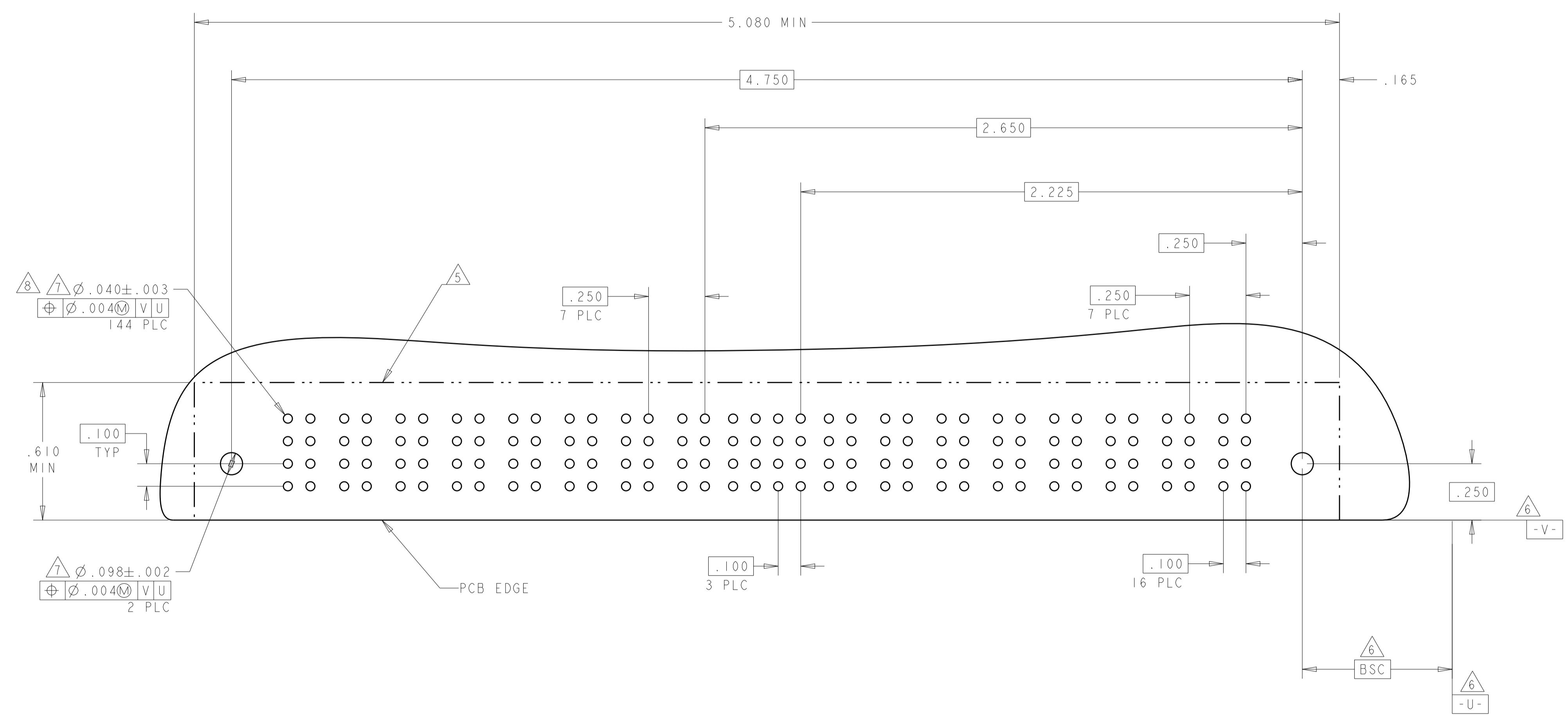
Customer Drawing SCALE: 3:1 SHEET 11 OF 16 REV: G1

STE TE Connectivity

LOC	DIST	REVISIONS			
P	LTN	DESCRIPTION	DATE	DMN	APVD
-	-	SEE SHEET 1	-	-	-

PART NUMBER	ROWS	POWER							SIGNAL				POWER								
		P16	P15	P14	P13	P12	P11	P10	P9	4	3	2	1	P8	P7	P6	P5	P4	P3	P2	P1
3-6450160-9	D								H	H	H	H									
	C	RM	RM	RM	RM	RM	RM	RM	G	G	G	G	RM	RM	RM	RM	RM	RM	RM	RM	
	B								F	F	F	F									
	A	HD							E	E	E	E								HD	
8P + 16S + 8P																					

(D5)



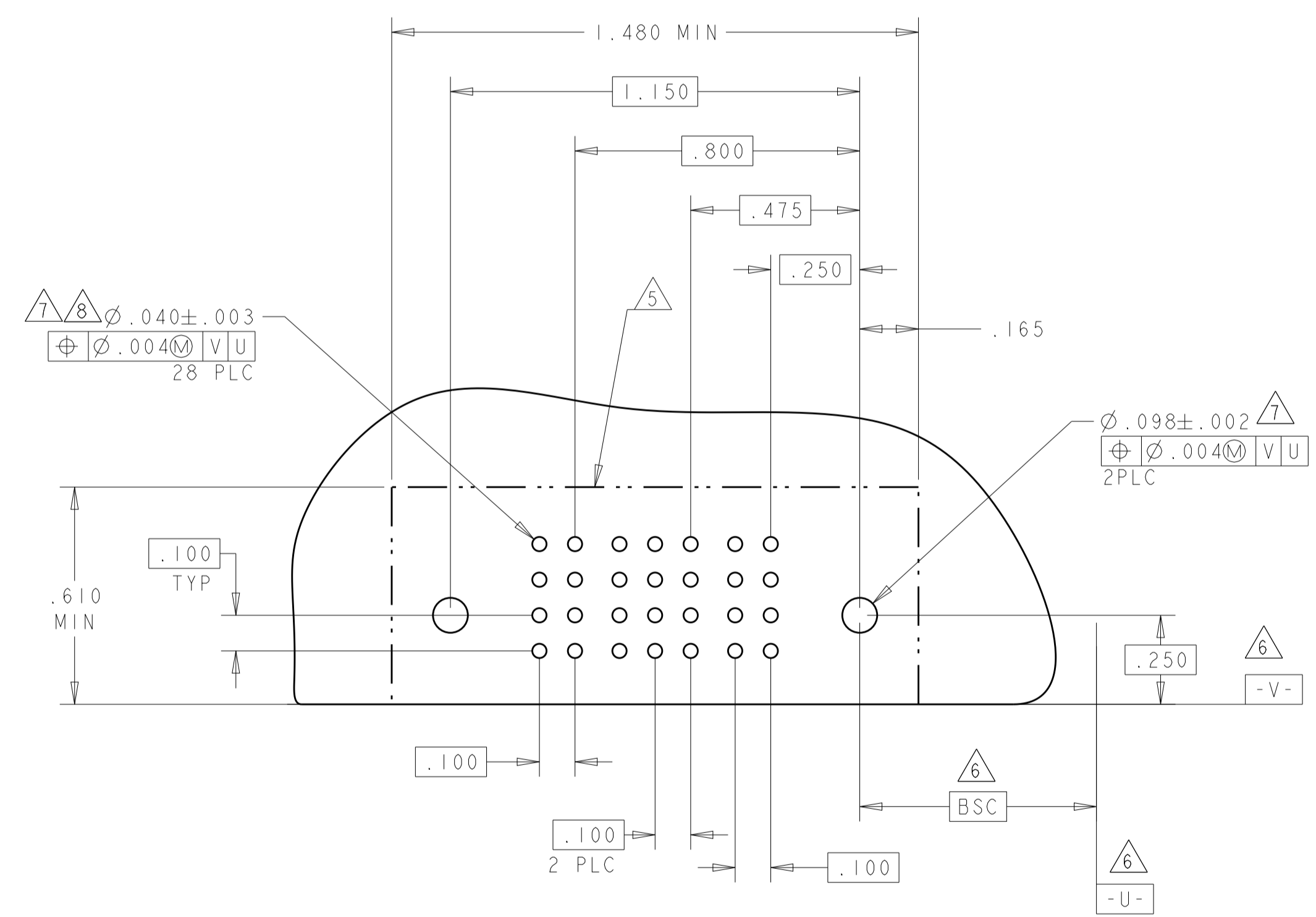
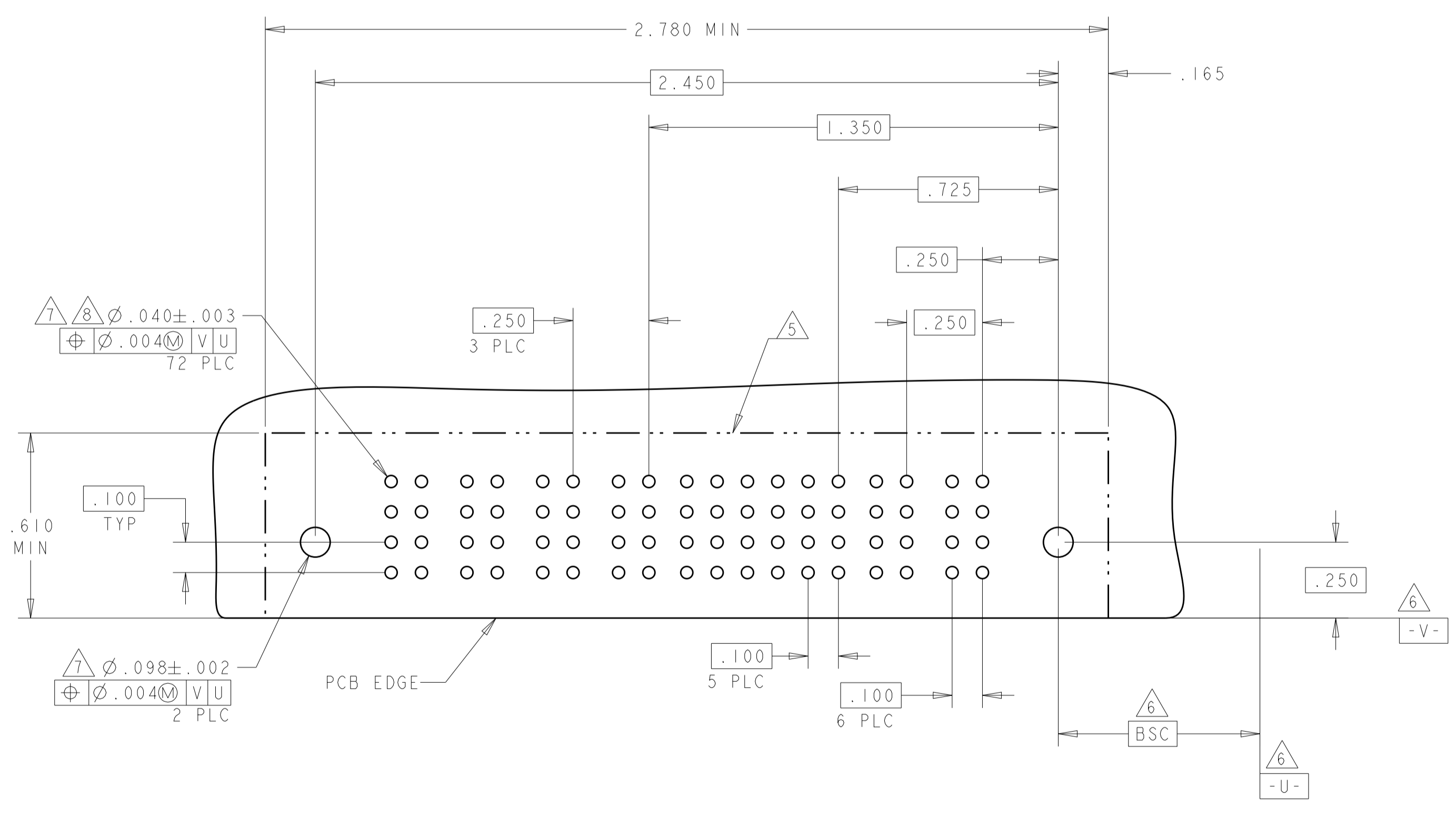
THIS DRAWING IS A CONTROLLED DOCUMENT.

DIMENSIONS: INCHES	TOLERANCES UNLESS OTHERWISE SPECIFIED: 0 PLC ± 1 PLC ±.01 2 PLC ±.01 3 PLC ±.005 4 PLC ±.002 ANGLES ±2°	FINISH	DMN: R. GRZYBOWSKI 21FEB05 CHK: M. PERCHERKE 21FEB05 APVD: M. PERCHERKE 21FEB05	NAME: RIGHT ANGLE RECEPTACLE ASSEMBLY WITH GUIDES MULTI-BEAM XL	RESTRICTED TO
MATERIAL	SIZE: 114-13038	WEIGHT	PRODUCT SPEC: 108-1973	APPLICATION SPEC: 114-13038	Customer Drawing
SCALE: 3:1			SHEET 12 OF 16		REV: G1

LOC		DIST		REVISEMENTS			
P	LTM	DESCRIPTION	DATE	DMN	APVD		
GP	00	SEE SHEET 1	-	-	-		

PART NUMBER	ROWS	POWER				SIGNAL						POWER	
		P6	P5	P4	P3	6	5	4	3	2	1	P2	P1
4-6450160-0	D	RM	RM	RM	RM	H	H	H	H	H	H	RM	RM
	C					G	G	G	G	G	G		
	B					F	F	F	F	F	F		
	A					E	E	E	E	E	E		
2P + 24S + 4P		HD		HD									

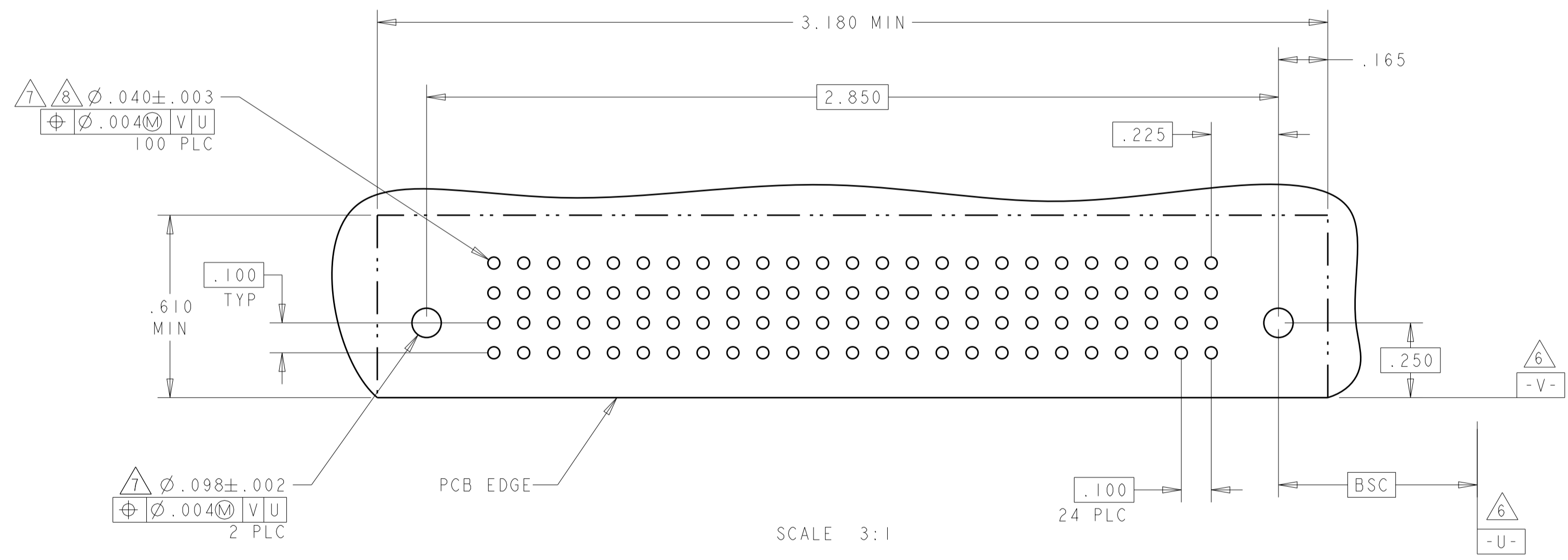
PART NUMBER	ROWS	POWER			SIGNAL			POWER	
		P2	3	2	1	P1			
4-6450160-1	D	RM	RM	RM	H	H	H	RM	RM
	C				G	G	G		
	B				F	F	F		
	A				E	E	E		
1P + 12S + 1P		HD		HD					



THIS DRAWING IS A CONTROLLED DOCUMENT.		DMN: R. GRZYBOWSKI / Z1FEB05	STE TE Connectivity NAME: RIGHT ANGLE RECEPTACLE ASSEMBLY WITH GUIDES MULTI-BEAM XL SIZE: 114-13038 WEIGHT: - Customer Drawing
DIMENSIONS: INCHES		CHK: M. PERCHERKE / Z1FEB05	
TOLERANCES UNLESS OTHERWISE SPECIFIED: 0 PLC ± .10 1 PLC ± .01 2 PLC ± .005 3 PLC ± .002 4 PLC ± .002 ANGLES ± 0.2°		PRODUCT SPEC: 108-1973 APPLICATION SPEC: - CAGE CODE: 114-13038	
		APVD: M. PERCHERKE / Z1FEB05	
MATERIAL: -		RESTRICTED TO: -	
SCALE: 3:1 SHEET 13 OF 16 REV: G			

LOC	DIST	REVISIONS			
P	LTN	DESCRIPTION	DATE	DMN	APVD
-	-	SEE SHEET 1	-	-	-

PART NUMBER	ROWS	SIGNAL																							
		25	24	23	22	21	20	19	18	17	16	15	14	13	12	11	10	9	8	7	6	5	4	3	2
4-6450160-4	D	H	H	H	H	H	H	H	H	H	H	H	H	H	H	H	H	H	H	H	H	H	H	H	H
	C	G	G	G	G	G	G	G	G	G	G	G	G	G	G	G	G	G	G	G	G	G	G	G	G
	B	F	F	F	F	F	F	F	F	F	F	F	F	F	F	F	F	F	F	F	F	F	F	F	F
	A	E	E	E	E	E	E	E	E	E	E	E	E	E	E	E	E	E	E	E	E	E	E	E	E
100S		HD																							HD

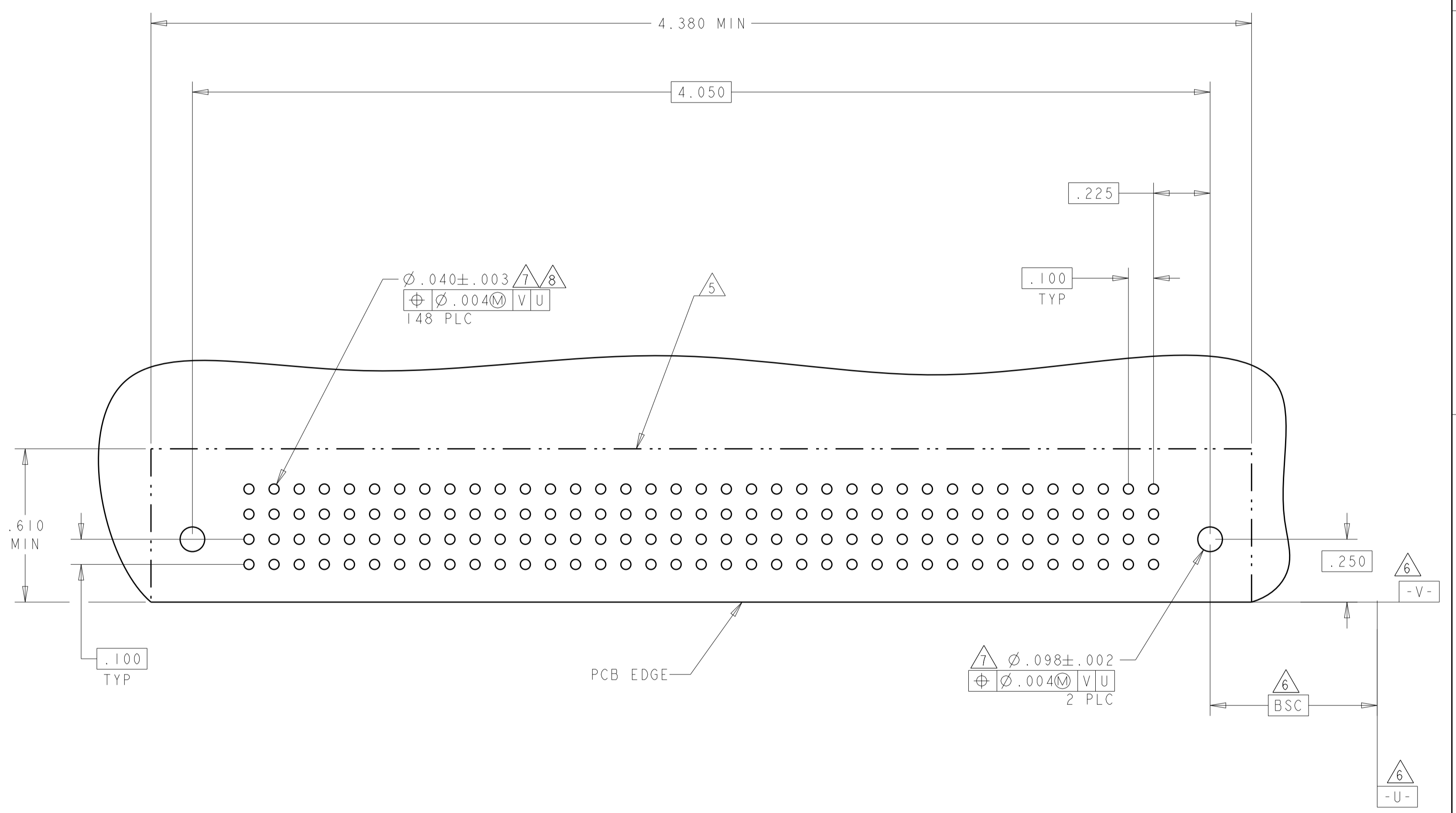
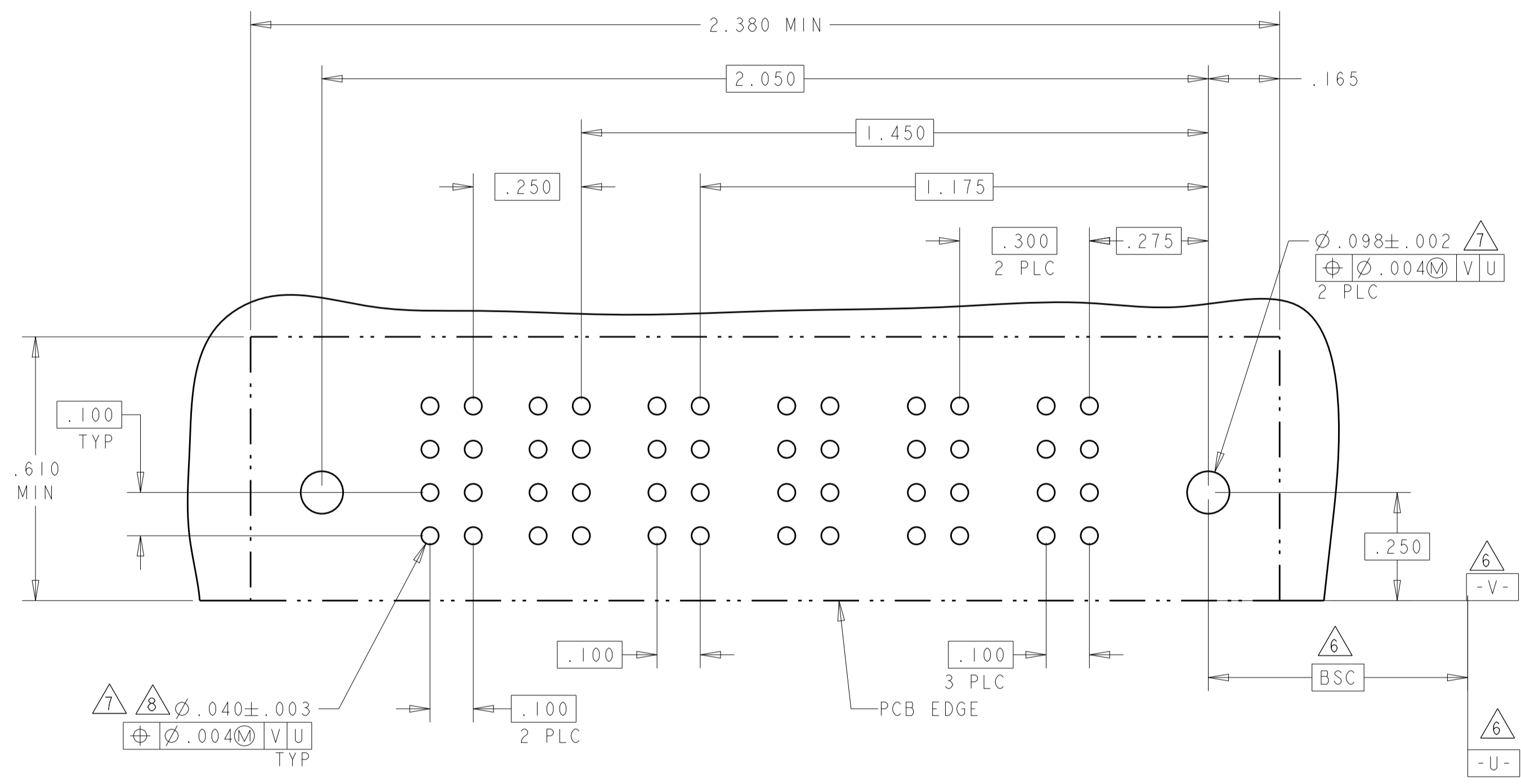



THIS DRAWING IS A CONTROLLED DOCUMENT.		DMN R. GRZYBOWSKI CHK M. PERCHERKE APVD M. PERCHERKE	Z1FEB05 Z1FEB05 Z1FEB05	TE Connectivity NAME RIGHT ANGLE RECEPTACLE ASSEMBLY WITH GUIDES MULTI-BEAM XL
DIMENSIONS: INCHES	TOLERANCES UNLESS OTHERWISE SPECIFIED:	PRODUCT SPEC 108-1973	APPLICATION SPEC 114-13038	
0 PLC ±. 1 PLC ±. 2 PLC ±.01 3 PLC ±.005 4 PLC ±.002 ANGLES ±.7°	FINISH WEIGHT Customer Drawing	SIZE CAGE CODE DRAWING NO A100779C=6450160	RESTRICTED TO SCALE 3:1 SHEET 14 OF 16 REV G1	

LOC		DIST		REVISIONS				
GP	00	P	LTN	DESCRIPTION	DATE	DWN	APVD	
-	-	-	-	SEE SHEET 1	-	-	-	

PART NUMBER	ROWS	POWER		SIGNAL		POWER		
		P5	P4	2	1	P3	P2	P1
2-6450160-7	D	RM	RM	H	H	RM	RM	RM
	C			G	G			
	B			F	F			
	A			E	E			
3ACP + 8S + 2P		HD		HD				

PART NUMBER	ROWS	SIGNAL																																			
		37	36	35	34	33	32	31	30	29	28	27	26	25	24	23	22	21	20	19	18	17	16	15	14	13	12	11	10	9	8	7	6	5	4	3	2
4-6450160-6	D	H	H	H	H	H	H	H	H	H	H	H	H	H	H	H	H	H	H	H	H	H	H	H	H	H	H	H	H	H	H	H	H	H	H	H	H
	C	G	G	G	G	G	G	G	G	G	G	G	G	G	G	G	G	G	G	G	G	G	G	G	G	G	G	G	G	G	G	G	G	G	G	G	
	B	F	F	F	F	F	F	F	F	F	F	F	F	F	F	F	F	F	F	F	F	F	F	F	F	F	F	F	F	F	F	F	F	F	F	F	
	A	E	E	E	E	E	E	E	E	E	E	E	E	E	E	E	E	E	E	E	E	E	E	E	E	E	E	E	E	E	E	E	E	E	E	E	E
148S		HD																																			

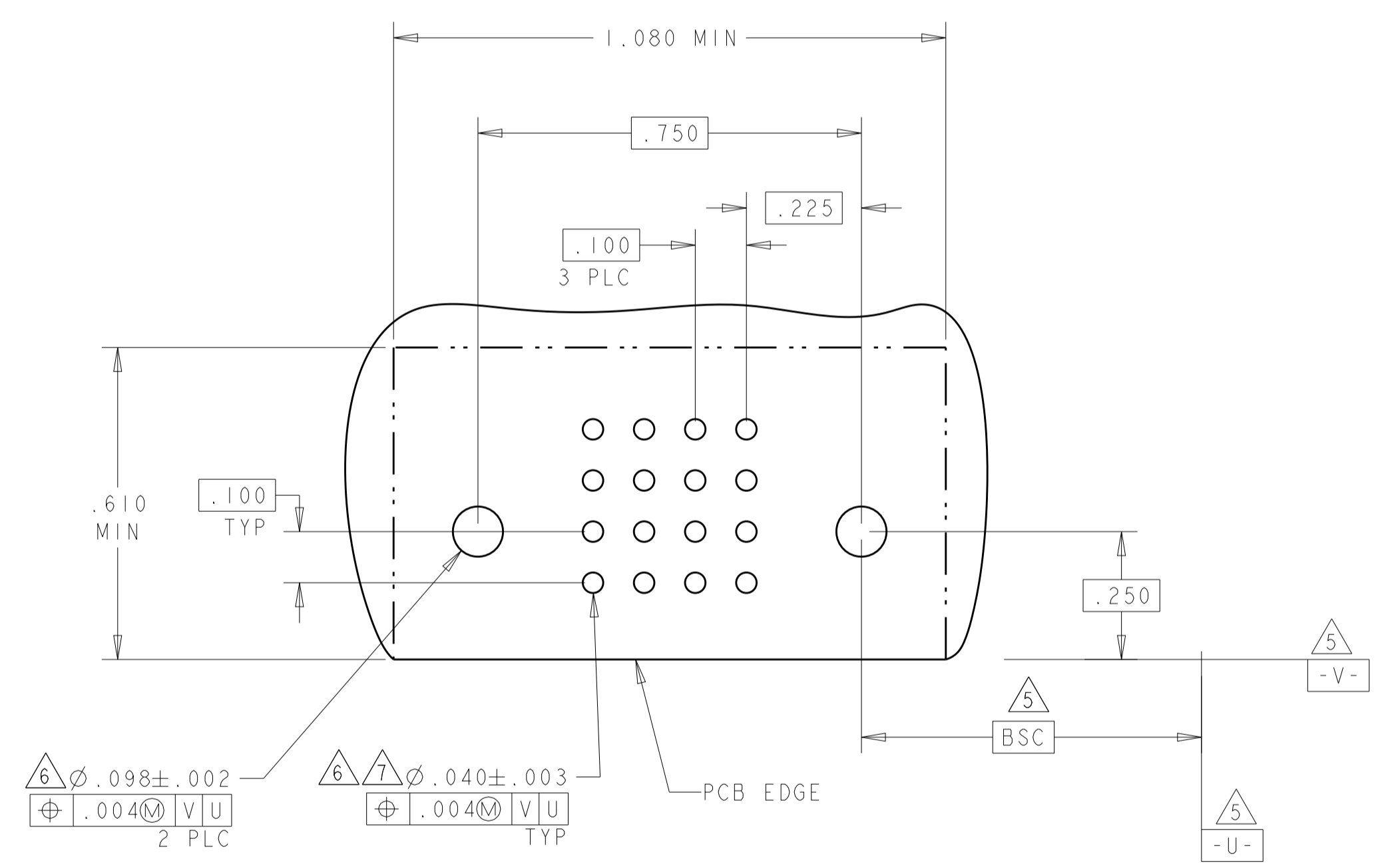
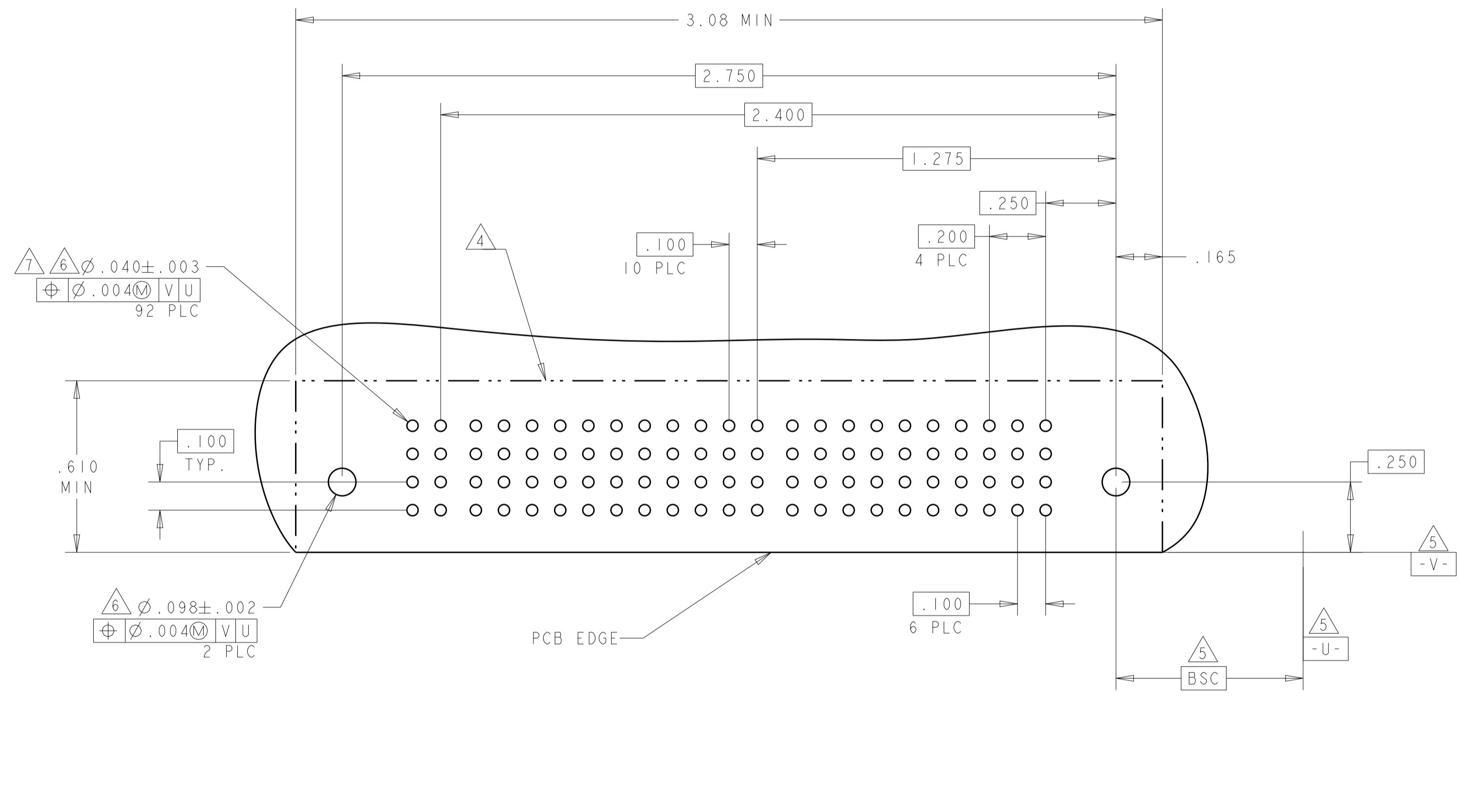


THIS DRAWING IS A CONTROLLED DOCUMENT.		DWN R. GRZYBOWSKI CHK M. PERCHERKE APVD M. PERCHERKE	Z1FEB05 Z1FEB05 Z1FEB05	 TE Connectivity RIGHT ANGLE RECEPTACLE ASSEMBLY WITH GUIDES MULTI-BEAM XL
DIMENSIONS: INCHES	TOLERANCES UNLESS OTHERWISE SPECIFIED:	PRODUCT SPEC 108-1973	APPLICATION SPEC 114-13038	
MATERIAL	FINISH	WEIGHT	SIZE A100779	CAGE CODE C=6450160
		Customer Drawing	SCALE 3:1	SHEET 15 OF 16

LOC	DIST	REVISIONS			
P	LTN	DESCRIPTION	DATE	OWN	APVD
-	-	SEE SHEET 1	-	-	-

PART NUMBER	ROWS	SIGNAL										POWER					
		P6	I1	I0	9	8	7	6	5	4	3	2	1	P5	P4	P3	P2
4-6450160-8	D C B A	H	H	H	H	H	H	H	H	H	H	H	RM	RM	RM	RM	RM
		G	G	G									RM	RM	RM	RM	RM
		F	F										RM	RM	RM	RM	RM
		E	E	E	E	E	E	E	E	E	E	E	RM	RM	RM	RM	RM
5P + 44S + IP		HD															HD

PART NUMBER	ROWS	SIGNAL			
		4	3	2	1
4-6450160-9	D	H	H	H	H
	C	G	G	G	G
	B	F	F	F	F
	A	E	E	E	E
16S		HD			HD



THIS DRAWING IS A CONTROLLED DOCUMENT.

DIMENSIONS:	TOLERANCES UNLESS OTHERWISE SPECIFIED:	OWN: R. GRZYBOWSKI 21FEB05	CHK: M. PERCHERKE 21FEB05	APVD: M. PERCHERKE 21FEB05	NAME: RIGHT ANGLE RECEPTACLE ASSEMBLY WITH GUIDES MULTI-BEAM XL
INCHES	0 PLC ±.01 1 PLC ±.01 2 PLC ±.01 3 PLC ±.005 4 PLC ±.002	PRODUCT SPEC: 108-1973	APPLICATION SPEC: 114-13038	SIZE: 114-13038	RESTRICTED TO: -
MATERIAL:	FINISH:	WEIGHT:	SCALE: 3:1	SHEET 16 OF 16	REV: G1

Customer Drawing