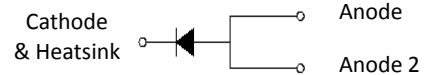



## Features

- Glass passivated Superfast Recovery rectifiers
- Ideal for automated placement
- Low forward voltage drop
- Low leakage current
- Moisture sensitivity: level 1, per J-STD-020
- AEC-Q101 qualified
- Low profile - typical height of 1.1 mm



## Typical Applications

For use of general purpose rectification in lighting, cellular phone, portable device, power supplies and other consumer applications.

Maximum Ratings (TA = 25 °C unless otherwise noted)						
Parameter	Symbol	SGC0303U	SGC0304U	SGC0305U	SGC0306U	Unit
Maximum repetitive peak reverse voltage	VRRM	200	400	600	800	V
Maximum RMS voltage	VRMS	140	280	420	560	V
Maximum DC blocking voltage	VDC	200	400	600	800	V
Maximum average forward rectified current	IF(AV)	3.0				A
Peak forward surge current 8.3 ms single half sine-wave superimposed on rated load	IFSM	100				A
Operating junction and storage temperature range	TJ, TSTG	- 55 to + 150				°C

Electrical Characteristics (TA = 25 °C unless otherwise noted)							
Parameter	Test Conditions	Symbol	SGC0303U	SGC0304U	SGC0305U	SGC0306U	Unit
Maximum instantaneous forward voltage	3 A	VF	0.95	1.3	1.7		Volts
Maximum DC reverse current at rated DC blocking voltage	TA=25°C	IR	10				µA
	TA=125°C		300				
Maximum reverse recovery time	IF=0.5A, IR=1.0A, IRR=0.25A	t <sub>rr</sub>	35			nS	
Typical junction capacitance	4.0 V, 1 MHz	CJ	22			pF	
Typical thermal resistance <sup>1)</sup>	junction to mount	R <sub>θJM</sub>	15			°C/W	

Notes: 1) Thermal resistance R<sub>θJM</sub> is junction to mount. Mounted on P.C.B with 30\*30mm copper pad area



# SGC0303U thru SGC0306U

Surface Mount Glass Passivated superfast recovery Rectifier  
 Reverse Voltage 200~800V Forward Current 3A

## Ratings and Characteristics Curves

(TA = 25°C unless otherwise noted)

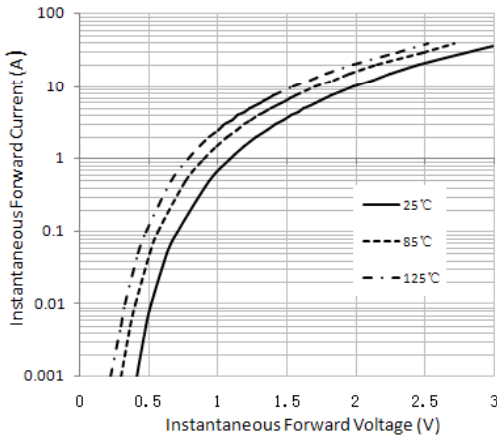


Figure 1. Typical Instantaneous Forward Characteristics

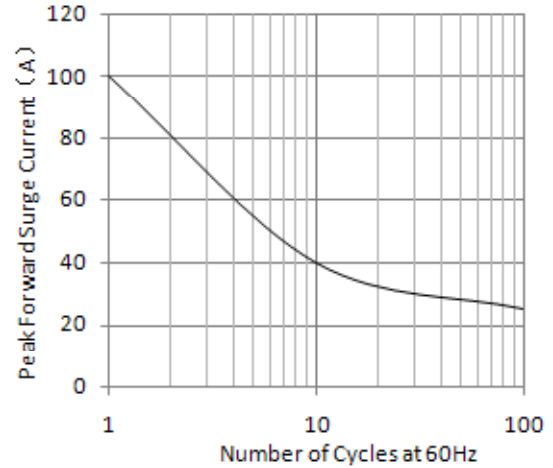


Figure 2. Maximum Non-Repetitive Peak Forward Surge Current

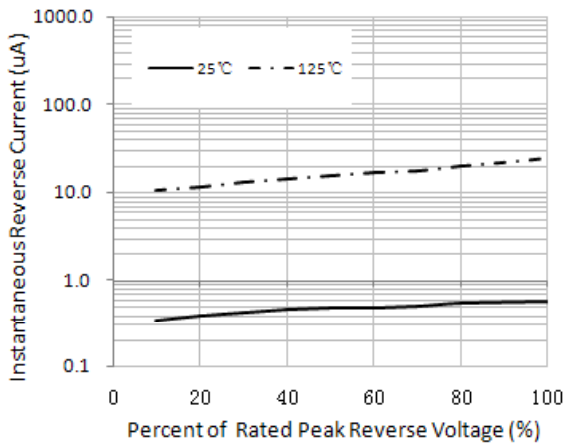


Figure 3. Typical Instantaneous Reverse Characteristics

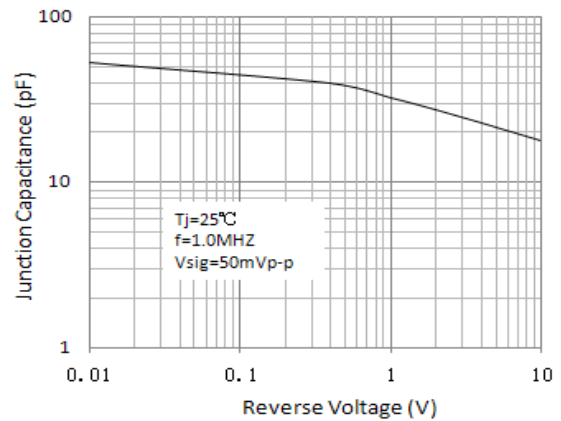


Figure 4. Typical Junction Capacitance

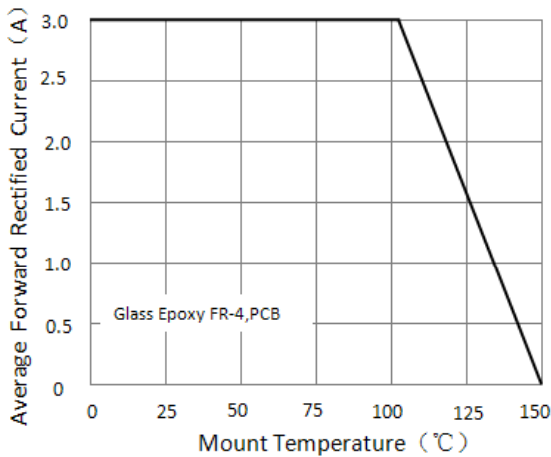


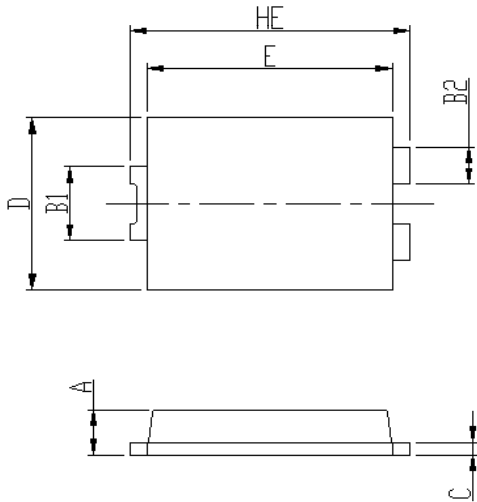
Figure 5. Forward Current Derating Curve



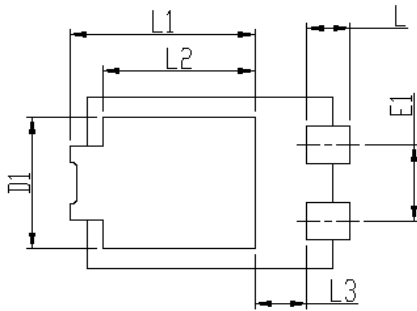
# SGC0303U thru SGC0306U

Surface Mount Glass Passivated superfast recovery Rectifier  
 Reverse Voltage 200~800V Forward Current 3A

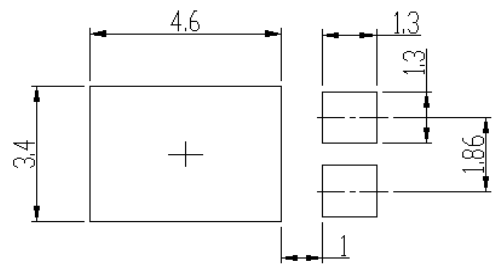
## Package Outline Dimensions



DIM	Unit: mm		Unit: inch	
	MIN	MAX	MIN	MAX
HE	6.4	6.6	0.252	0.260
E	5.6	5.8	0.220	0.228
D	4.1	4.3	0.161	0.169
B1	1.7	1.9	0.067	0.075
B2	0.8	1	0.031	0.039
A	1.05	1.2	0.041	0.047
C	0.3	0.4	0.012	0.016
L	0.85	1.1	0.033	0.043
L1	4.2	4.4	0.165	0.173
L2	3.52 Typ.		0.139 Typ.	
L3	1.1	1.4	0.043	0.055
D1	3	3.3	0.118	0.130
E1	1.86 Typ.		0.073 Typ.	



Soldering footprint

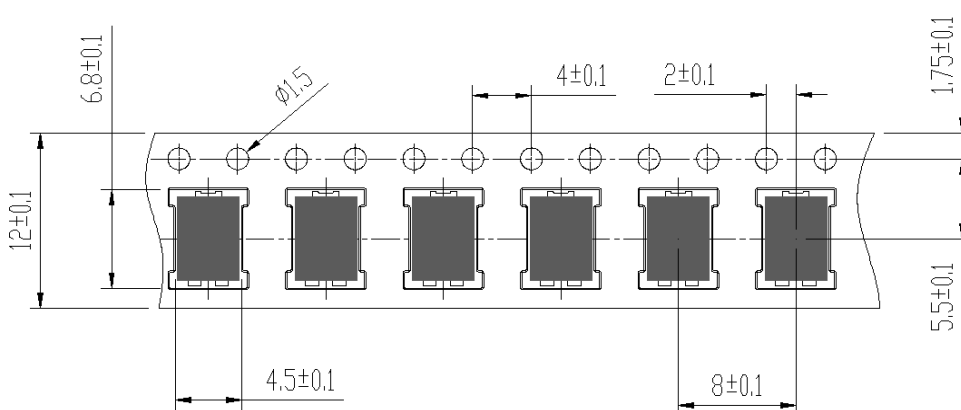


## Packing Information

### Packing quantities:

5000 pcs/Reel, 12mm Tape, 13" Reel

### Tape & Reel Specification





# SGC0303U thru SGC0306U

Surface Mount Glass Passivated superfast recovery Rectifier  
Reverse Voltage 200~800V Forward Current 3A

## Disclaimers

These materials are intended as a reference to assist our customers in the selection of the Suzhou Good-Ark product best suited to the customer's application; they do not convey any license under any intellectual property rights, or any other rights, belonging to Suzhou Good-Ark Electronics Co., Ltd. or a third party.

Suzhou Good-Ark Electronics Co., Ltd. assumes no responsibility for any damage, or infringement of any third-party's rights, originating in the use of any product data, diagrams, charts, programs, algorithms, or circuit application examples contained in these materials.

All information contained in these materials, including product data, diagrams, charts, programs and algorithms represents information on products at the time of publication of these materials, and are subject to change by Suzhou Good-Ark Electronics Co., Ltd. without notice due to product improvements or other reasons. It is therefore recommended that customers contact Suzhou Good-Ark Electronics Co., Ltd. or an authorized Suzhou Good-Ark Electronics Co., Ltd. for the latest product information before purchasing a product listed herein. The information described here may contain technical inaccuracies or typographical errors. Suzhou Good-Ark Electronics Co., Ltd. assumes no responsibility for any damage, liability, or other loss rising from these inaccuracies or errors. Please also pay attention to information published by Suzhou Good-Ark Electronics Co., Ltd. by various means, including our website home page.  
(<http://www.goodark.com>)

When using any or all of the information contained in these materials, including product data, diagrams, charts, programs, and algorithms, Please be sure to evaluate all information as a total system before making a final decision on the applicability of the information and products. Suzhou Good-Ark Electronics Co., Ltd. assumes no responsibility for any damage, liability or other loss resulting from the information contained herein.

The prior written approval of Suzhou Good-Ark Electronics Co., Ltd. is necessary to reprint or reproduce in whole or in part these materials.

Please contact Suzhou Good-Ark Electronics Co., Ltd. or an authorized distributor for further details on these materials or the products contained herein.