Rev	AWO #	Description	Date	Appr
-		RELEASED	9/17/09	

APPROVED: _____

DATE: _____ TITLE: _____

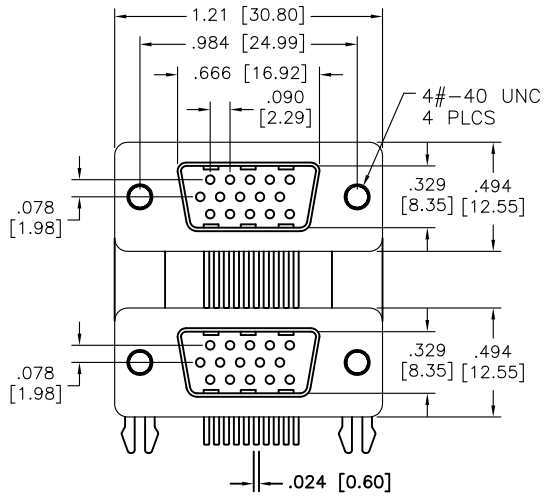

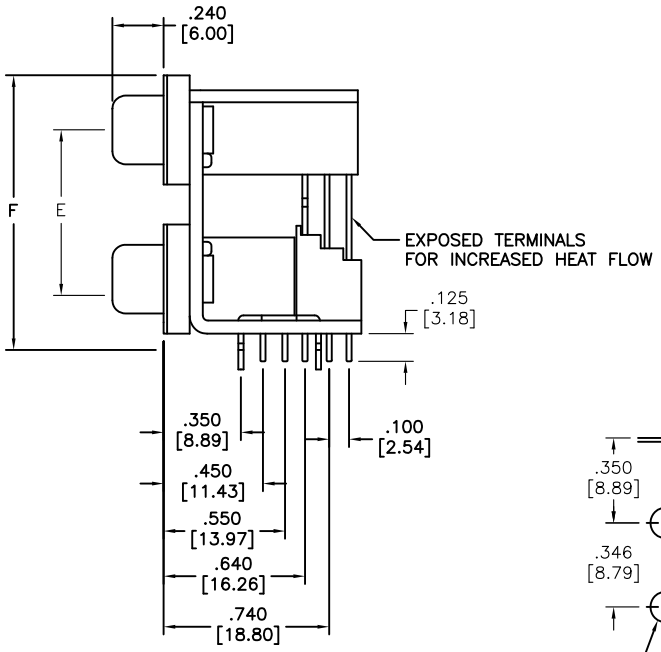

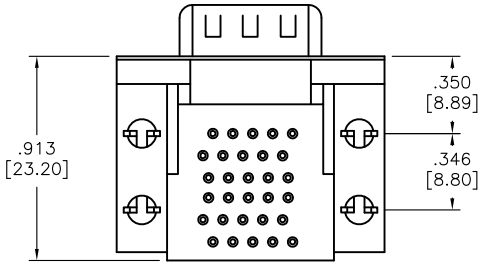

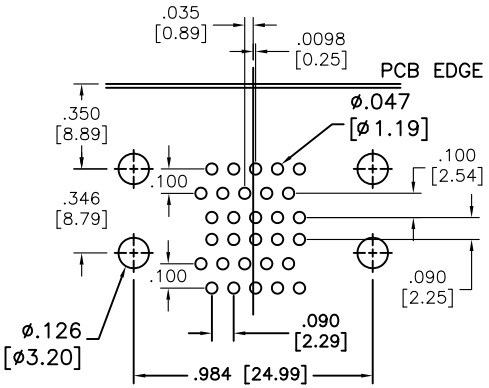

RECOMENDED PCB LAYOUT

DPD-HD15-11-X3

PORT SPACING

	PORT SPACING	DIMENSIONS	
		E	F
A3	.900 [22.86]	.900 [22.86]	1.394 [35.41]
B3	.750 [19.05]	.750 [19.05]	1.244 [31.60]
C3	.625 [15.88]	.625 [15.88]	1.119 [28.43]

SPECIFICATIONS:

Material:

Insulator: PBT, 30% glass reinforced, rated UL 94V-0
Insulator color: Black
Contacts: Brass
Shell: Steel, Nickel plated

Plating:

Gold flash over Nickel underplate overall

Electrical:

Operating voltage: 250 VAC max.
Current rating: 5 Amps max.
Contact resistance: 15 mohms max. initial
Insulation resistance: 1,000 Mohms min.
Dielectric withstanding voltage: 1,000 VAC for 1 minute

Temperature Rating:

Operating temperature: -55°C to +105°C

Environmental:

Lead free, RoHS compliant.
Recommended soldering temp: 235°C for 5 sec. RoHS COMPLIANT

UNLESS OTHERWISE SPECIFIED
ALL DIMENSIONS ARE INCHES [MM]
TOLERANCES: EXCEPT AS NOTED

INCHES		HOLES	
.X	± .10	Ø.X	±.10
.XX	± .020	Ø.XX	±.015
.XXX	± .015	Ø.XXX	±.010

APPROVALS		DATE
DRAWN	SS	9/17/09
CHECKED		
APPROVED		

ADAM TECH
909 Rahway Avenue, Union, NJ 07083
Phone: 908-687-5000 Fax: 908-687-5710

TITLE: DUAL PORT D-SUB, RIGHT ANGLE, HD MALE / HD MALE, 15 POSITION

SIZE	PART NO.	REV.
X	DPD-HD15-11-X3	-

REF: | SCALE: NTS | SHEET 1 OF 1