



FEATURES

- ▶ Low-cost, high-performance replacement for many OEM DPMs
- ▶ Mounting:
Snap-in bezel mount eliminates mounting hardware
- ▶ Low power: choice of 180µA (9V) or 2.5mA (+5V)
- ▶ Space-saving design: only 1" (25 mm) deep
- ▶ Occupies less than 2.5 X 1.1 inches of front panel space
- ▶ 3 1/2 digits with high-contrast LCD
- ▶ Optional loop powered 4 to 20mA process inputs available (see DK590)

SPECIFICATIONS

DISPLAY

Digits: 3 1/2 digits (±1999 counts)
 Type: 0.5" (12mm) high-contrast reflective LCD
 Polarity: automatic, "-" displayed
 Decimal Points: 3 position, user-selectable
 Overrange: three lower order digits blank for inputs >1999 & < -1999
 Hold: available OEM option, contact factory

INPUTS

Ranges: ±200.0 mV, ±2.000 V, ±20.00 VDC
 Configuration: bipolar & differential
 Protection: ±350 VDC, (±100 VDC on 200 mV range)
 Impedance: >10 MΩ, (>1 MΩ on 20 V range)

PERFORMANCE

Accuracy: ±(0.1% + 1 count) typical
 ±(0.1% + 2 counts) maximum
 Conversion Rate: 2.5 per second
 Normal Mode Rejection: >30 dB @ 60 Hz
 Common Mode Range: ±1 VDC
 Common Mode Rej.: >86 dB
 Zero Adjustment: automatic
 Warmup: 10 minutes typical
 Temperature Coefficient: ±100 ppm per °C typical

ENVIRONMENT

Operating Range: 0 to 50 °C
 Storage Range: -10 to 70 °C

POWER SUPPLY

5V powered: +5 VDC (±5%) at 2.5 mA
 9V(±5V) powered: +7.2 to +12 V at 180 µA

MOUNTING

snap-in bezel mount

CONNECTION

13 pins, 0.025" square on 0.1" centers - pin 3 missing

ORDERING INFO

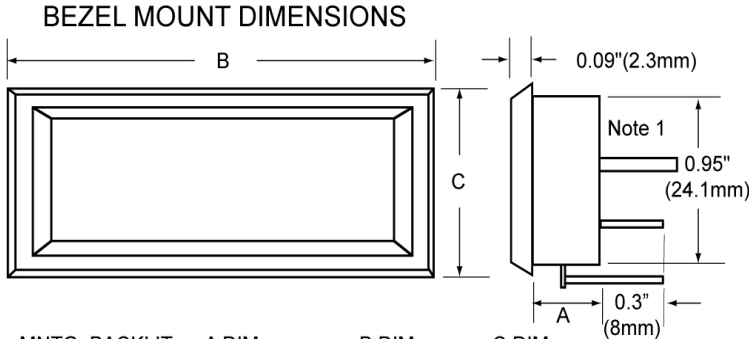
PART NUMBER	BACKLIGHT COLOR	METER INPUT	METER POWER	BACKLIGHT POWER
DK500	NO BACKLIGHT	200mV	+5VDC	NONE
DK501	NO BACKLIGHT	2V	+5VDC	NONE
DK502	NO BACKLIGHT	20V	+5VDC	NONE
DK503	NO BACKLIGHT	200mV	+9VDC	NONE
DK504	NO BACKLIGHT	2V	+9VDC	NONE
DK505	NO BACKLIGHT	20V	+9VDC	NONE

ACCESSORIES

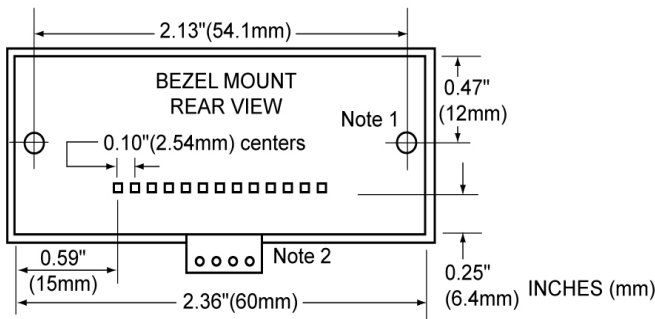
J1C4	4 Pin Connector / Wire Assembly
J1C13	13 Pin Connector / Wire Assembly
PW2-5	Regulated 120V AC to 5V DC Power Supply
PW2-12	Regulated 120V AC to 12V DC Power Supply
CVC	Calibrator



BEZEL MOUNT DIMENSIONS



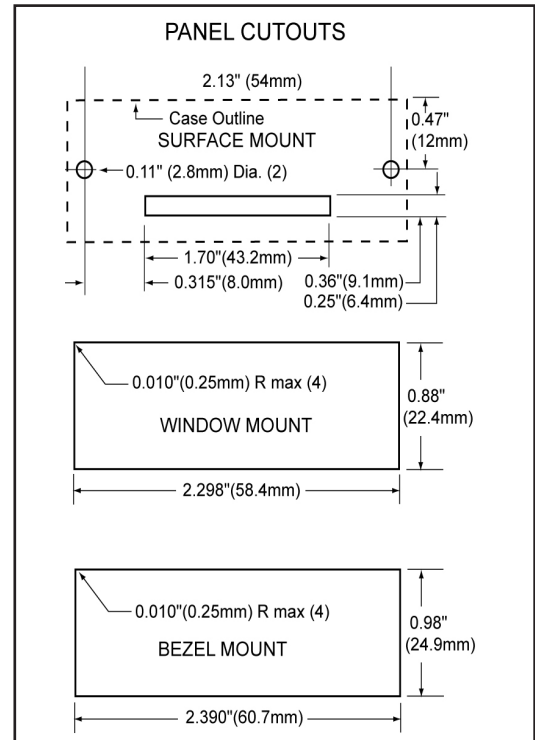
MNTG	BACKLIT	A DIM.	B DIM.	C DIM.
5B	NO	0.33" (8.4mm)	2.45" (62.2mm)	1.03" (26.2mm)
5B	YES	0.52" (13.2mm)	2.45" (62.2mm)	1.03" (26.2mm)
5S	NO	0.45" (11.4mm)	2.51" (63.8mm)	1.10" (28mm)



NOTES:

1. Mounting studs (2) are #2-56, length 0.5 (13) min.
Snap in Bezel Mount does not have mounting studs.
2. Backlight Option is on 0.50" (12.4mm) wide X 0.22" (5.4mm) high tab

PANEL CUTOUTS



WIRING CONNECTIONS

PIN # PIN NAME DESCRIPTION

1	V+	POSITIVE DPM POWER SUPPLY
2	V-	NEG POWER FOR 9V OR ±5V DPMS
3	NC	NO PIN
4	GND	NEGATIVE POWER FOR +5V DPMS
5	COM	ANALOG COMMON
6	INLO	DISPLAY INPUTS: DISPLAY NEGATIVE
7	INHI	IF INHI IS LOWER THAN INLO
8	RFL (CLK)	NEG REFERENCE INPUT (AND OPTIONAL HOLD)
9	RFH	POSITIVE REFERENCE INPUT
10	ROH	INTERNAL REFERENCE OUTPUT
11	D3	DECIMAL POINT = 1XX.X*
12	D2	DECIMAL POINT = 1X.XX*
13	D1	DECIMAL POINT = 1.XXX*

*Connect to Pin 1