

**40 Amp Model  
(with cover)**



Approximate Overall Dimensions  
3 1/4" x 2" x 2 5/8"

**90-244 THRU 90-249 WR/RBM TYPE 122**

Designed for Air Conditioning and Heating Equipment

**FEATURES**

- Low VA coil for cooler operation and increased life.
- Quiet operation.
- Universal style mounting bracket fits existing mounting holes.
- Double break contacts ensure positive make and break.
- Screw terminals or pressure connectors and double 1/4" quick connects provided on all models for easy installation.

**SPECIFICATIONS**

Insulating Material	.....	Contact block and carrier are high quality electrical-grade thermosetting resin
Temperature Range	.....	-40°F to 150°F
Mechanical Life	.....	Conforms to UL and ARI specifications
Electrical Life	.....	Conforms to UL and ARI specifications
Weight (approximate)	.....	9.5 oz.
Agency	.....	U.L. file number E12139
Coils Frequency	.....	50/60 Hz
Coil Insulation	.....	Class B (130°C)
Termination	.....	Pressure Connectors and Double 1/4" Q.C.
Operate	.....	85% of nominal coil voltage; 110% maximum safe operate
Duty Cycle	.....	Continuous

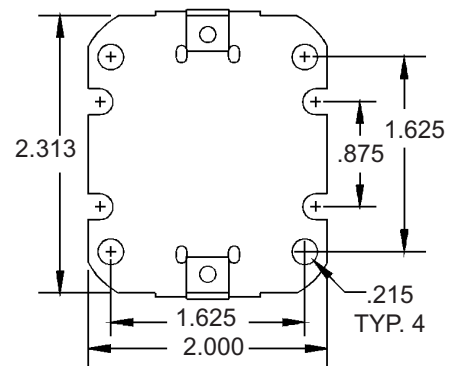
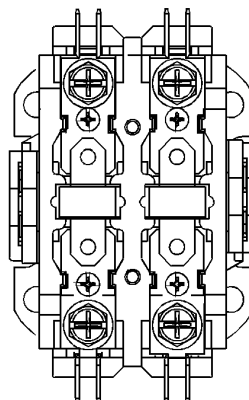
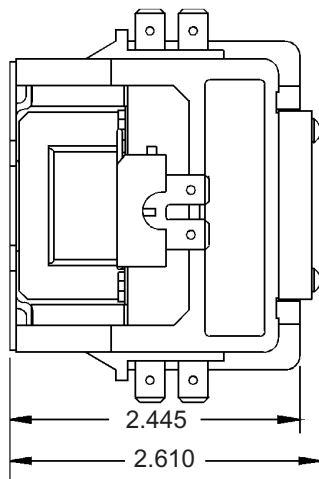
**COIL DATA**

Model Number		Voltage	Res DC	Current	Nominal	Max. Inrush
* 30 Amp	** 40 Amp	AC	OHMS	MA	VA	VA
90-244	90-247	24	11	250	6	32
90-245	90-248	120	224	50	6	32
90-246	90-249	208/240	997	25	6	32

\* 30 amp models have no cover on top as in line drawing below  
\*\* 40 amp models have cover on top as in picture above

**CONTACT RATINGS**

Type	Voltage	FLA	LRA	RES
90-244	277	30	150	40
thru	480	30	75	40
90-246	600	30	50	40
90-247	277	40	200	50
thru	480	40	100	50
90-249	600	40	80	50



**30 Amp Model (No Cover)**

RELAYS and TRANSFORMERS

# Mouser Electronics

Authorized Distributor

Click to View Pricing, Inventory, Delivery & Lifecycle Information:

[White-Rodgers:](#)

[90-244](#) [90-245](#) [90-246](#) [90-247](#) [90-248](#) [90-249](#)