

**BOURNS®**

## Features

- Single-Turn / Cermet / Industrial / Sealed
- Miniature package
- Rotor designed for automatic machine adjust interface
- Withstands harsh environments and immersion cleaning processes
- Available on tape and reel packaging
- RoHS compliant\* version available

# 3362 - 1/4 " Square Trimming Potentiometer

### Electrical Characteristics

Standard Resistance Range ..... 10 to 2 megohms  
 (see standard resistance table)  
 Resistance Tolerance ..... ±10 % std.  
 (tighter tolerance available)  
 Absolute Minimum Resistance ..... 1 % or 2 ohms  
 (whichever is greater)  
 Contact Resistance Variation ..... 1 % or 3 ohms max.  
 (whichever is greater)  
 Adjustability  
 Voltage ..... ±0.05 %  
 Resistance ..... ±0.15 %  
 Resolution ..... Infinite  
 Insulation Resistance ..... 500 vdc.  
 1,000 megohms min.

**Dielectric Strength**  
 Sea Level ..... 900 vac  
 80,000 Feet ..... 350 vac  
 Adjustment Angle ..... 240 ° nom.

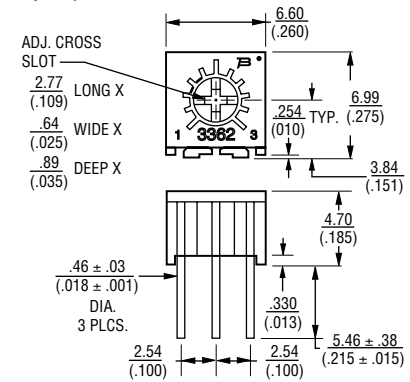
### Environmental Characteristics

**Power Rating (300 volts max.)**  
 70 °C ..... 0.50 watt  
 125 °C ..... 0 watt  
**Temperature Range**  
 ..... -55 °C to +125 °C  
**Temperature Coefficient**  
 ..... ±100 ppm/°C  
**Seal Test** ..... 85 °C Fluorinert†  
**Humidity** ..... MIL-STD-202 Method 103  
 96 hours  
 (2 % ΔTR; 10 Megohms IR)  
**Vibration** ..... 30 G (1 % ΔTR; 1 % ΔVR)  
**Shock** ..... 100 G (1 % ΔTR; 1 % ΔVR)  
**Load Life** .. 1,000 hours 0.5 watt @ 70 °C  
 (3 % ΔTR; 3 % or 3 ohms, whichever is greater, CRV)  
**Rotational Life** ..... 200 cycles  
 (4 % ΔTR; 3 % or 3 ohms, whichever is greater, CRV)

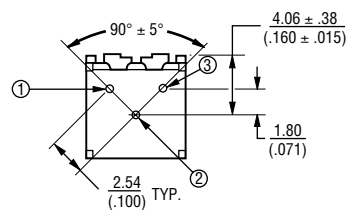
### Physical Characteristics

**Mechanical Angle** ..... 270 ° nom.  
**Torque** ..... 3.0 oz-in. max.  
**Stop Strength** ..... 7.0 oz-in. min.  
**Terminals** ..... Solderable pins  
**Weight** ..... 0.02 oz.  
**Marking** ..... Resistance code, terminal numbers, manufacturer's model number, style and date code  
**Wiper** ..... 50 % (Actual TR) ±10 %  
**Flammability** ..... U.L. 94V-0  
**Standard Packaging** ..... 50 pcs. per tube  
**Adjustment Tool** ..... H-90

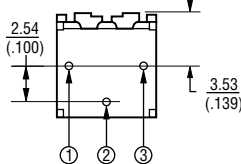
### Common Dimensions Top Adjust



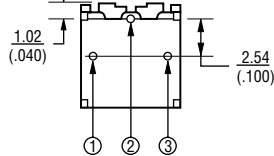
### 3362H



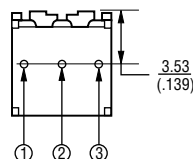
### 3362P



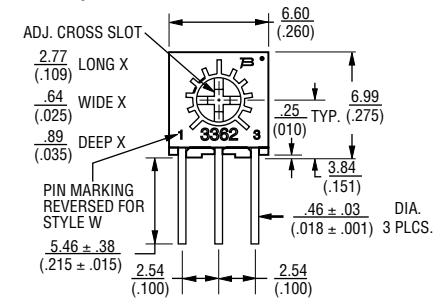
### 3362R



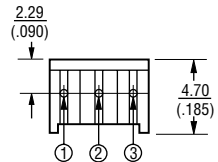
### 3362U



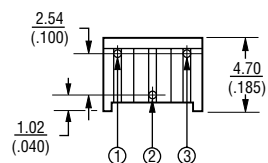
### Common Dimensions Side Adjust



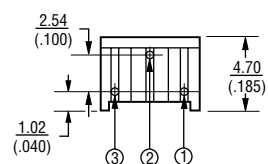
### 3362M



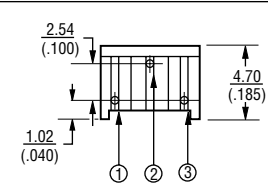
### 3362S



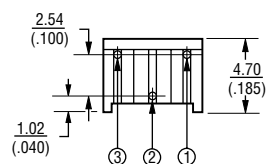
### 3362W



### 3362X

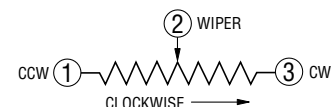


### 3362Z



TOLERANCES: ± 0.25 (.010) EXCEPT WHERE NOTED

DIMENSIONS ARE:  $\frac{\text{MM}}{\text{(INCHES)}}$



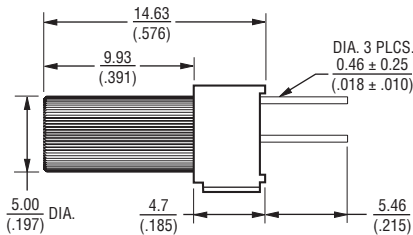
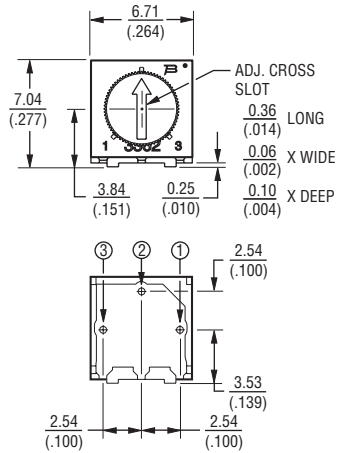
\*RoHS Directive 2002/95/EC Jan 27 2003 including Annex.  
 †"Fluorinert" is a registered trademark of 3M Co.  
 Specifications are subject to change without notice.  
 Customers should verify actual device performance in their specific applications.

# 3362 - 1/4 " Square Trimming Potentiometer

**BOURNS®**

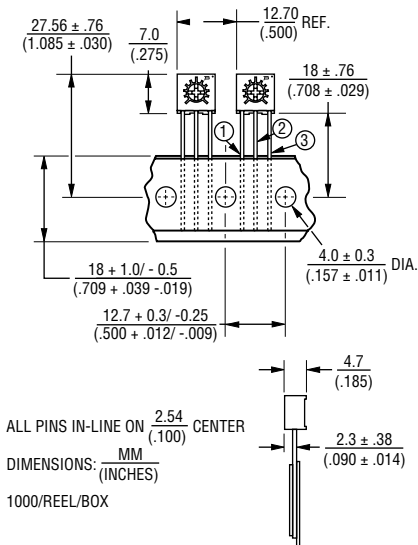
## Product Dimensions

The Model 3362P is available with a knob for finger adjustment. Add suffix letter "T" to order code.

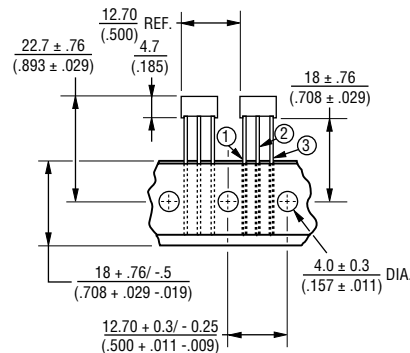


DIMENSIONS: MM/(INCHES)  
 TOLERANCES: ±.25/(±.010) EXCEPT WHERE NOTED

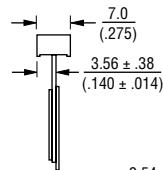
## Packaging Specifications



### TOP ADJUST 3362U-1, 3362P-1



### SIDE VIEW 3362U-1



### SIDE VIEW 3362P-1



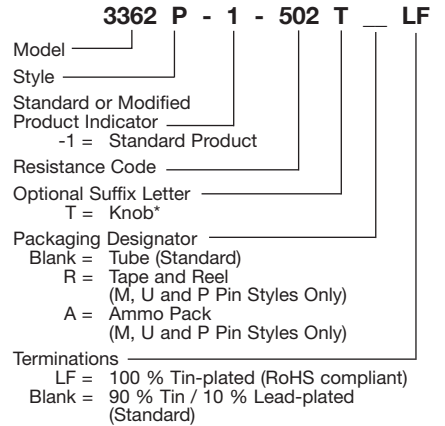
ALL PINS IN-LINE ON 2.54 (.100) CENTER

DIMENSIONS: MM (INCHES)

750/REEL  
 1000/BOX

Meets EIA Specification 468.

## How to Order



\*Knob option is available only in standard Tube packaging for terminal style P.  
 Consult factory for other available options.

## Standard Resistance Table

Resistance (Ohms)	Resistance Code
10	100
20	200
50	500
100	101
200	201
500	501
1,000	102
2,000	202
5,000	502
10,000	103
20,000	203
25,000	253
50,000	503
100,000	104
200,000	204
250,000	254
500,000	504
1,000,000	105
2,000,000	205

Popular distribution resistance values listed in boldface. Special resistances available.