



FEATURES

Small size - High voltage – High Capacitance

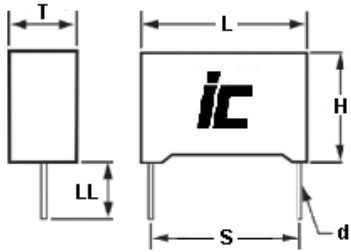
APPLICATIONS

UPS – DC link – AC/DC motor controls – Power inverters

Operating Temperature Range		-40°C to +100°C Above +85°C applied voltage must be de-rated by 1.5%/2.5%/°C (DC/AC)				
Capacitance Tolerance		±10% at 1 kHz, 25°C +5% optional				
Surge Voltage (VDC)	Code	A04	A03	A02	A06	A01
	VDC	370	500	600	700	800
	SVDC	470	625	750	875	1050
AC Voltage (VAC)	Code	A04	A03	A02	A06	A01
	VAC	160	250	330	380	400
Dissipation Factor (MAX) Tan δ at 1 kHz and 25°C		C ≤ 5µF	5µF < C ≤ 15µF	15µF < C ≤ 30µF	30µF < C ≤ 60µF	C > 60µF
		.06	.1	.13	.15	.17
RMS Current		See standard part listing, Applied RMS is to be de-rated at temperatures above 85°C. No RMS current is to be applied when the ambient temperature is ≥ +95°C				
Insulation Resistance		30000 MΩxµF After 1 minute of 100VDC applied between the terminals at 25°C				
Self-Inductance		<1 nano-Henry per mm of lead spacing				
Long Term Stability		Capacitance variation <1% MAX after 2 years				
Dielectric Strength	Terminal to Terminal			Terminal to case		
	160% of VDC applied between the terminals for 10 Seconds and 25°C			3KVAC at 50/60 Hz applied between the terminals and case for 60 Seconds and 25°C		
Failure Quota		300/billion component hours				
Life Expectancy		100000/ 30000 hours (DC/AC) ΔC -3% MAX @ rated voltage				
Damp Heat Test	Test Condition		Performance requirements			
	Temperature= +40°C ±2°C		Max Capacitance change		≤ ±2% of initially measured valued	
	Relative Humidity=93 ±2%		DF Change		≤ 0.1% @ 1 kHz	
	Test length= 56 days		Insulation resistance		≥ 50% of minimum specified value	
Resistance to soldering Heat Solder bath temperature: +260°C +/- 5°C Exposure time: 10 seconds +/- 1 second	Max Capacitance change		≤1% of initially measured value			
	DF Change		≤ .1% at 1kHz			
	Insulation resistance		≥50% of minimum specified value			
Construction		Metallized Polypropylene film				
Electrodes		Vacuum deposited Metal layers				
Coating		Flame retardant Solvent resistant plastic case with epoxy end fill				
Lead Terminations		Lead free tinned copper leads				

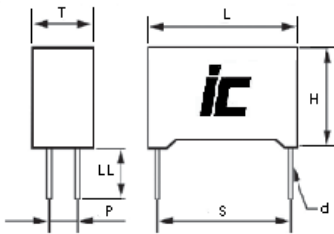


Lead styles



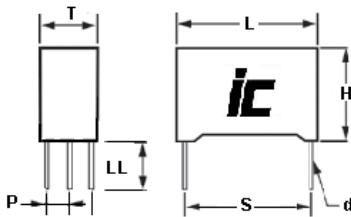
2 leads

Length (L)	32	41.5	42.5	57.5
Lead spacing (S)	27.5	37.5	37.5	52.5
Lead Length (LL)	5mm +/-1 mm			



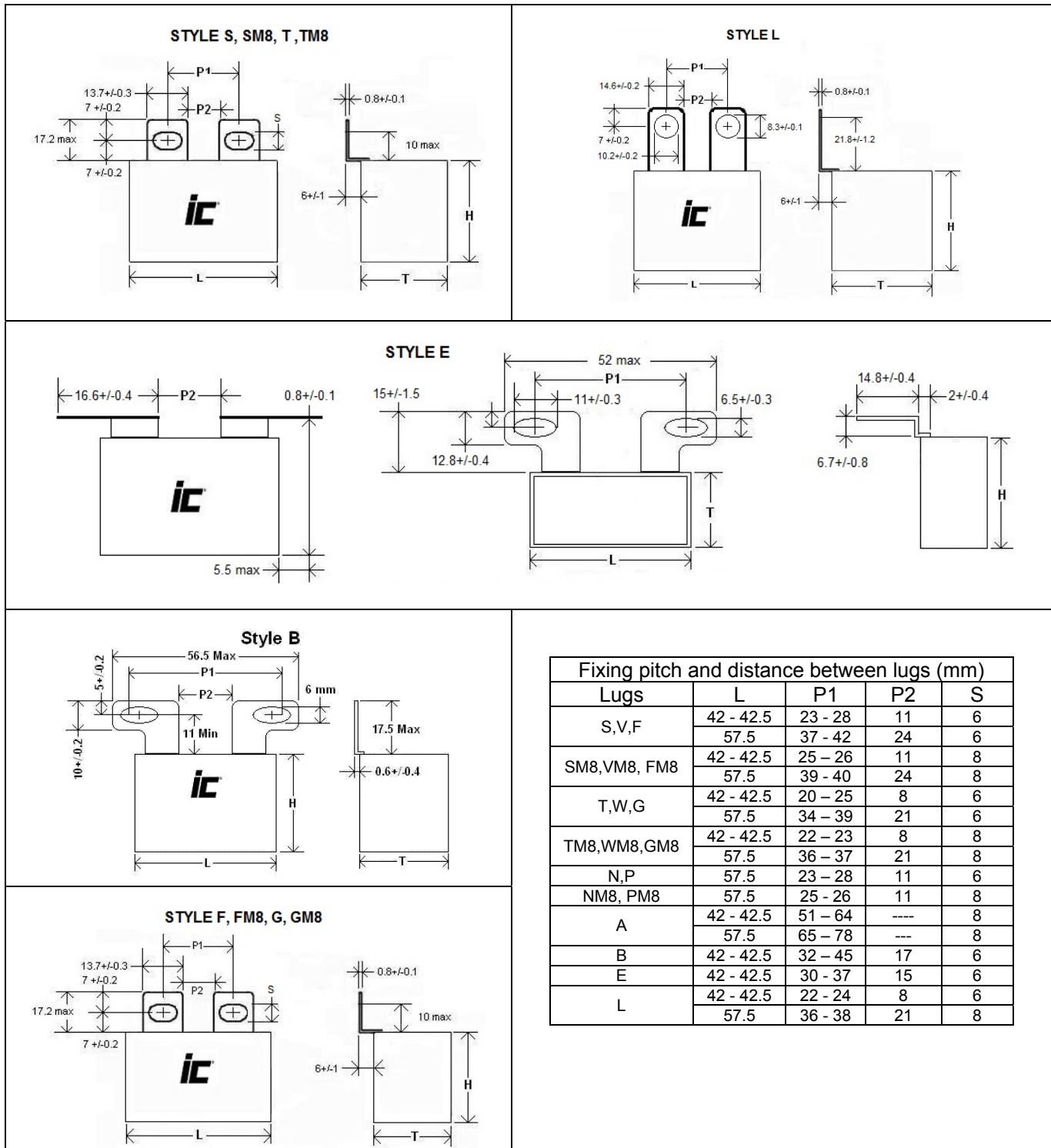
4 leads

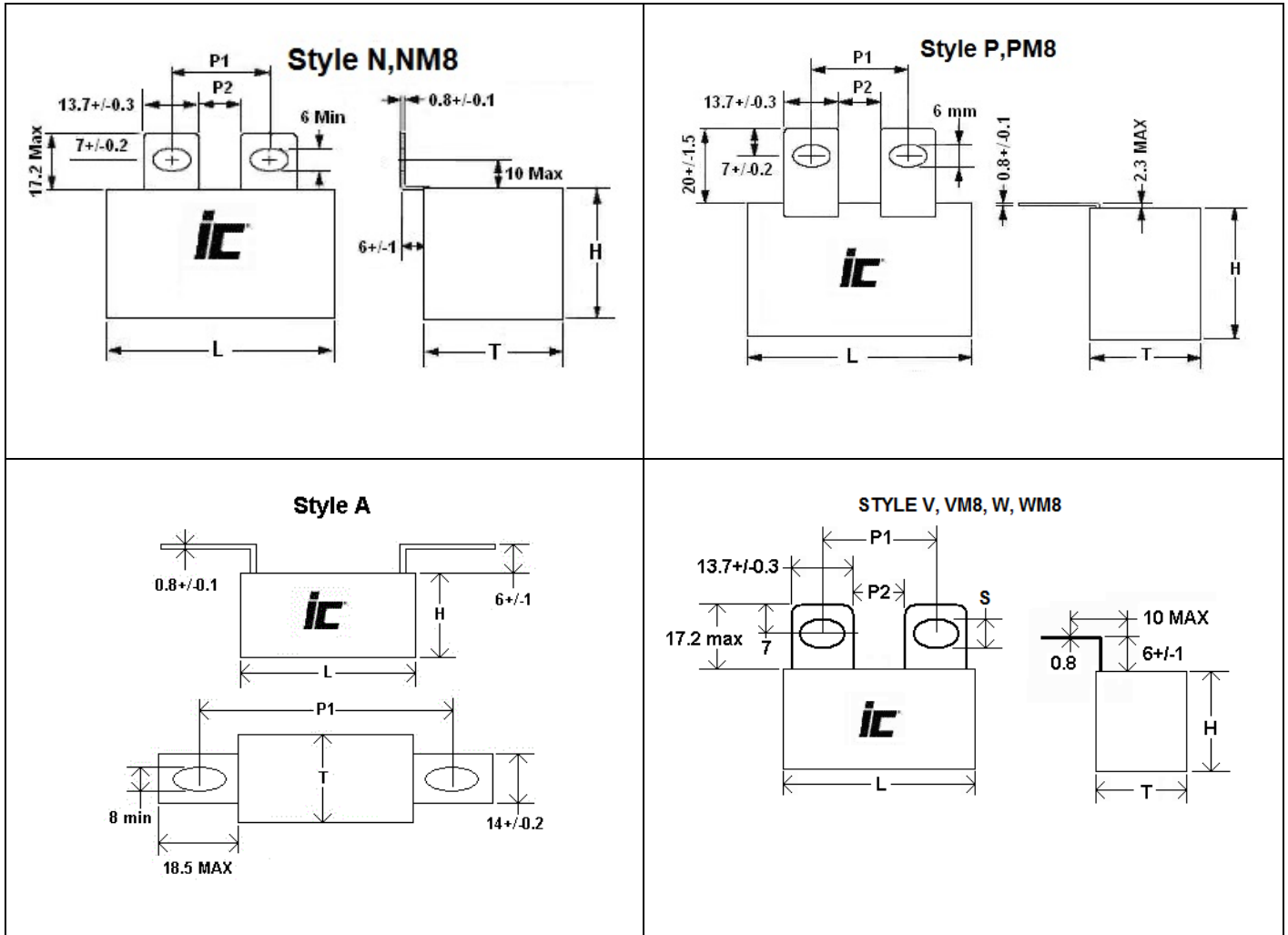
Length (L)	32	41.5	42.5	57.5
Lead spacing (S)	27.5	37.5	37.5	52.5
Lead Spacing (P)	See part listing			
Lead Length (LL)	5mm +/-1 mm			



6 leads

Length (L)	32	41.5	42.5	57.5
Lead spacing (S)	27.5	37.5	37.5	52.5
Lead Spacing (P)	See part listing			
Lead Length (LL)	5mm +/-1 mm			





MHBA

2,4,6, lug lead radial box

Capacitance (µF)	WVDC	IC PART NUMBER	dv/dt (V/µsec)	Maximum RMS Ripple Current (A) 100 kHz, +70°C			Typical ESR (mΩ) **, +25°C	Dimensions LxHxT (mm)	S (MM)	d (MM)	P (MM)	# Leads
				+15°C	+10°C	+5°C						
0.47	800	474MHBA01K2H	120	3	0	0	22.8	32x20x11	27.5	0.8	0	2
0.56	800	564MHBA01K2H	120	4	0	0	19.2	32x20x11	27.5	0.8	0	2
0.68	700	684MHBA06K2H	110	3.5	0	0	20.5	32x20x11	27.5	0.8	0	2
0.68	800	684MHBA01K2H	120	5	0	0	16.8	32x22x13	27.5	0.8	0	2
1	700	105MHBA06K2H	110	5.5	0	0	15.5	32x22x13	27.5	1	0	2
1	800	105MHBA01K2H	120	6.5	0	0	13.8	32x24.5x15	27.5	1	0	2
1.2	600	125MHBA02K2H	90	5	0	0	16.7	32x20x11	27.5	0.8	0	2
1.5	500	155MHBA03K2H	70	4.5	0	0	17.2	32x20x11	27.5	0.8	0	2
1.5	600	155MHBA02K2H	90	6	0	0	13.5	32x22x13	27.5	1	0	2
1.5	700	155MHBA06K2H	110	6.5	0	0	12.5	32x24.5x15	27.5	1	0	2
1.5	800	155MHBA01K2H	120	8.5	0	0	11.1	32x33x18	27.5	1	0	2
2	500	205MHBA03K2H	70	6	0	0	14.3	32x22x13	27.5	1	0	2
2	600	205MHBA02K2H	90	7	0	0	11.5	32x24.5x15	27.5	1	0	2
2	700	205MHBA06K2H	110	7.5	0	0	10.6	32x28x14	27.5	1	0	2
2.2	500	225MHBA03K2H	70	6	0	0	13.6	32x22x13	27.5	1	0	2
2.2	600	225MHBA02K2H	90	7	0	0	10.7	32x24.5x15	27.5	1	0	2
2.2	800	225MHBA01K2H	120	9.5	0	0	9.1	32x33x18	27.5	1	0	2
2.5	600	255MHBA02K2H	90	8	0	0	10.1	32x28x14	27.5	1	0	2
2.5	800	255MHBA01K2J	82.5	9	0	0	9.8	42.5x28x17	37.5	1.2	0	2
2.5	800	255MHBA01K##	82.5	10.5	0	0	9.1	42.5x28x17	0	0	0	lugs
3	370	305MHBA04K2H	55	5	0	0	13.7	32x20x11	27.5	0.8	0	2
3	700	305MHBA06K##	75	10.5	0	0	9.2	42.5x28x17	0	0	0	lugs
3	700	305MHBA06K2H	110	10	0	0	8.6	32x33x18	27.5	1.2	0	2
3	700	305MHBA06K2J	75	9	0	0	9.9	42.5x28x17	37.5	1.2	0	2
3	700	305MHBA06K4H	110	11.5	0	0	7.9	32x33x18	27.5	1.2	5.1	4
3	800	305MHBA01K4H	120	13.5	0	0	7.1	32x37x22	27.5	1.2	10.2	4
3	800	305MHBA01K2H	120	12	0	0	7.8	32x37x22	27.5	1.2	0	2
3.3	500	335MHBA03K2H	70	7	0	0	11	32x24.5x15	27.5	1	0	2
3.3	600	335MHBA02K4H	90	11.5	0	0	8	32x33x18	27.5	1.2	5.1	4
3.3	600	335MHBA02K2H	90	10	0	0	8.7	32x33x18	27.5	1.2	0	2
3.3	800	335MHBA01K2J	82.5	11	0	0	8.3	42.5x30x22	37.5	1.2	0	2
3.3	800	335MHBA01K##	82.5	12.5	0	0	7.6	42.5x30x22	0	0	0	lugs
4	370	405MHBA04K2H	55	6	0	0	11.3	32x22x13	27.5	1	0	2
4	500	405MHBA03K2H	70	8.5	0	0	9.9	32x33x18	27.5	1.2	0	2
4	600	405MHBA02K##	60	11	0	0	8.2	42.5x28x17	0	0	0	lugs
4	600	405MHBA02K4H	90	12.5	0	0	7	32x33x18	27.5	1.2	10.2	4
4	600	405MHBA02K2H	90	11	0	0	7.7	32x33x18	27.5	1.2	0	2
4	600	405MHBA02K2J	60	9.5	0	0	8.9	42.5x28x17	37.5	1.2	0	2
4	700	405MHBA06K2H	110	12	0	0	7.4	32x37x22	27.5	1.2	0	2
4	700	405MHBA06K2J	75	10.5	0	0	8.5	42.5x30x22	37.5	1.2	0	2
4	700	405MHBA06K##	75	12	0	0	7.8	42.5x30x22	0	0	0	lugs
4	700	405MHBA06K4H	110	14	0	0	6.7	32x37x22	27.5	1.2	10.2	4
4	800	405MHBA01K##	82.5	13.5	0	0	6.6	42.5x33.5x22	0	0	0	lugs
4	800	405MHBA01K2J	82.5	12	0	0	7.3	42.5x33.5x22	37.5	1.2	0	2
4.7	800	475MHBA01K2J	82.5	14	0	0	6.6	41.5x40x20	37.5	1.2	0	2
4.7	800	475MHBA01K4J	82.5	15.5	0	0	6	41.5x40x20	37.5	1.2	10.2	4
5	370	505MHBA04K2H	55	7.5	0	0	9.9	32x28x14	27.5	1	0	2
5	500	505MHBA03K2H	70	9.5	0	0	8.7	32x33x18	27.5	1.2	0	2
5	500	505MHBA03K4H	70	11	0	0	8	32x33x18	27.5	1.2	5.1	4
5	600	505MHBA02K2H	90	12	0	0	7	32x37x22	27.5	1.2	0	2
5	600	505MHBA02K2J	60	11.5	0	0	7.3	42.5x30x22	37.5	1.2	0	2
5	600	505MHBA02K##	60	13	0	0	6.6	42.5x30x22	0	0	0	lugs
5	600	505MHBA02K4H	90	14	0	0	6.3	32x37x22	27.5	1.2	10.2	4
5	700	505MHBA06K##	75	13.5	0	0	6.6	42.5x33.5x22	0	0	0	lugs
5	700	505MHBA06K2J	75	12	0	0	7.3	42.5x33.5x22	37.5	1.2	0	2
5	800	505MHBA01K2J	82.5	14	0	0	6.5	42.5x37x28	37.5	1.2	0	2
5	800	505MHBA01K##	82.5	16.5	0	0	5.8	42.5x37x28	0	0	0	lugs
5	800	505MHBA01K4J	82.5	15.5	0	0	5.9	42.5x37x28	37.5	1.2	10.2	4

MHBA

2,4,6, lug lead radial box

Capacitance (μ F)	WVDC	IC PART NUMBER	dv/dt (V/ μ sec)	Maximum RMS Ripple Current (A) 100 kHz, +70°C			Typical ESR (m Ω) **, +25°C	Dimensions LxHxT (mm)	S (MM)	d (MM)	P (MM)	# Leads
				+15°C	+10°C	+5°C						
6.3	800	635MHBA01K4J	82.5	17.5	0	0	5.1	41.5x44x24	37.5	1.2	10.2	4
6.3	800	635MHBA01K2J	82.5	14	0	0	5.6	41.5x44x24	37.5	1.2	0	2
6.8	370	685MHBA04K4H	55	12	0	0	7.6	32x33x18	27.5	1.2	5.1	4
6.8	370	685MHBA04K2H	55	10	0	0	8.3	32x33x18	27.5	1.2	0	2
6.8	500	685MHBA03K2H	70	12	0	0	7.7	32x37x22	27.5	1.2	0	2
6.8	500	685MHBA03K4H	70	14	0	0	7	32x37x22	27.5	1.2	10.2	4
6.8	600	685MHBA02K2J	60	12.5	0	0	6.4	42.5x33.5x22	37.5	1.2	0	2
6.8	600	685MHBA02K##	60	15	0	0	5.7	42.5x33.5x22	0	0	0	lugs
6.8	700	685MHBA06K4J	75	14	0	0	6.4	41.5x40x20	37.5	1.2	0	2
6.8	700	685MHBA06K2J	75	15.5	0	0	5.8	41.5x40x20	37.5	1.2	10.2	4
7.5	500	755MHBA03K2H	47.5	10	0	0	8.3	42.5x30x22	37.5	1.2	0	2
7.5	500	755MHBA03K##	47.5	11.5	0	0	7.5	42.5x30x22	0	0	0	lugs
8	700	805MHBA06K##	75	17.5	0	0	5.1	42.5x37x28	0	0	0	lugs
8	700	805MHBA06K2J	75	14	0	0	5.8	42.5x37x28	37.5	1.2	0	2
8	700	805MHBA06K4J	75	16	0	0	5.2	42.5x37x28	37.5	1.2	10.2	4
8	800	805MHBA01K4J	82.5	20	0	0	4.1	42.5x45x30	37.5	1.2	20.3	4
8	800	805MHBA01K##	82.5	22	0	0	4	42.5x45x30	0	0	0	lugs
8	800	805MHBA01K2J	82.5	14	0	0	4.7	42.5x45x30	37.5	1.2	0	2
8.2	600	825MHBA02K2J	60	14	0	0	5.9	41.5x40x20	37.5	1.2	0	2
8.2	600	825MHBA02K4J	60	16.5	0	0	5.3	41.5x40x20	37.5	1.2	10.2	4
10	370	106MHBA04K4H	55	15	0	0	5.3	32x37x22	27.5	1.2	10.2	4
10	370	106MHBA04K2H	55	13	0	0	6	32x37x22	27.5	1.2	0	2
10	370	106MHBA04K2J	37.5	10.5	0	0	6.9	42.5x28x17	37.5	1.2	0	2
10	370	106MHBA04K##	37.5	12.5	0	0	6.1	42.5x28x17	0	0	0	lugs
10	500	106MHBA03K##	47.5	14.5	0	0	6	42.5x33.5x22	0	0	0	lugs
10	500	106MHBA03K2J	47.5	12	0	0	6.7	42.5x33.5x22	37.5	1.2	0	2
10	500	106MHBA03K4J	47.5	13.5	0	0	6.1	42.5x33.5x22	37.5	1.2	10.2	4
10	600	106MHBA02K4J	60	16.5	0	0	4.8	42.5x37x28	37.5	1.2	10.2	4
10	600	106MHBA02K##	60	18.5	0	0	4.7	42.5x37x28	0	0	0	lugs
10	600	106MHBA02K2J	60	14	0	0	5.4	42.5x37x28	37.5	1.2	0	2
10	700	106MHBA06K2J	75	14	0	0	5.3	42.5x45x30	37.5	1.2	0	2
10	700	106MHBA06K##	75	20.5	0	0	4.6	42.5x45x30	0	0	0	lugs
10	700	106MHBA06K4J	75	19	0	0	4.7	42.5x45x30	37.5	1.2	20.3	4
10	800	106MHBA01K4R	55	19	0	0	5.3	57.5x45x30	52.5	1.2	10.2	4
10	800	106MHBA01K##	55	20.5	0	0	5.2	57.5x45x30	0	0	0	lugs
10	800	106MHBA01K2R	55	14	0	0	5.9	57.5x45x30	52.5	1.2	0	2
12	600	126MHBA02K2J	60	14	0	0	5	41.5x44x24	37.5	1.2	0	2
12	600	126MHBA02K4J	60	19	0	0	4.4	41.5x44x24	37.5	1.2	10.2	4
12.5	500	126MHBA03K4J	47.5	16	0	0	5.5	41.5x40x20	37.5	1.2	10.2	4
12.5	500	126MHBA03K2J	47.5	14	0	0	6.1	41.5x40x20	37.5	1.2	0	2
12.5	800	126MHBA01K2R	55	14	0	0	5.4	57.5x50x35	52.5	1.2	0	2
12.5	800	126MHBA01K##	55	22	0	0	4.7	57.5x50x35	0	0	0	lugs
12.5	800	126MHBA01K4R	55	20.5	0	0	4.8	57.5x50x35	52.5	1.2	20.3	4
15	370	156MHBA04K4J	37.5	14	0	0	5.1	42.5x30x22	37.5	1.2	10.2	4
15	370	156MHBA04K##	37.5	15	0	0	5	42.5x30x22	0	0	0	lugs
15	370	156MHBA04K2J	37.5	12.5	0	0	5.7	42.5x30x22	37.5	1.2	0	2
15	500	156MHBA03K2J	47.5	14	0	0	5.4	42.5x37x28	37.5	1.2	0	2
15	500	156MHBA03K##	47.5	17.5	0	0	4.7	42.5x37x28	0	0	0	lugs
15	500	156MHBA03K4J	47.5	16.5	0	0	4.8	42.5x37x28	37.5	1.2	20.3	4
15	600	156MHBA02K4J	60	21	0	0	3.8	42.5x45x30	37.5	1.2	20.3	4
15	600	156MHBA02K##	60	23	0	0	3.7	42.5x45x30	0	0	0	lugs
15	600	156MHBA02K2J	60	14	0	0	4.4	42.5x45x30	37.5	1.2	0	2
15	700	156MHBA06K2R	50	14	0	0	5.4	57.5x45x30	52.5	1.2	0	2
15	700	156MHBA06K##	50	21.5	0	0	4.7	57.5x45x30	0	0	0	lugs
15	700	156MHBA06K4R	50	19.5	0	0	4.8	57.5x45x30	52.5	1.2	20.3	4
15	800	156MHBA01K2R	55	14	0	0	5	57.5x50x35	52.5	1.2	0	2
15	800	156MHBA01K##	55	24	0	0	4.3	57.5x50x35	0	0	0	lugs
15	800	156MHBA01K4R	55	22	0	0	4.4	57.5x50x35	52.5	1.2	20.3	4

MHBA

2,4,6, lug lead radial box

Capacitance (μ F)	WVDC	IC PART NUMBER	dv/dt (V/ μ sec)	Maximum RMS Ripple Current (A) 100 kHz, +70°C			Typical ESR (m Ω) **, +25°C	Dimensions LxHxT (mm)	S (MM)	d (MM)	P (MM)	# Leads
				+15°C	+10°C	+5°C						
17.5	500	176MHBA03K2J	47.5	14	0	0	5	41.5x44x24	37.5	1.2	0	2
17.5	500	176MHBA03K4J	47.5	19	0	0	4.4	41.5x44x24	37.5	1.2	10.2	4
20	370	206MHBA04K4J	37.5	17	0	0	4.4	41.5x40x20	37.5	1.2	10.2	4
20	370	206MHBA04K2J	37.5	14	0	0	5	41.5x40x20	37.5	1.2	0	2
20	600	206MHBA02K##	40	23	0	0	4	57.5x45x30	0	0	0	lugs
20	600	206MHBA02K2R	40	14	0	0	4.7	57.5x45x30	52.5	1.2	0	2
20	600	206MHBA02K2R	40	21	0	0	4.1	57.5x45x30	52.5	1.2	20.3	4
20	700	206MHBA06K4R	50	23	0	0	4.1	57.5x50x35	52.5	1.2	20.3	4
20	700	206MHBA06K2R	50	14	0	0	4.7	57.5x50x35	52.5	1.2	0	2
20	700	206MHBA06K##	50	25	0	0	4	57.5x50x35	0	0	0	lugs
20	800	206MHBA01K##	55	26	0	0	3.7	57.5x57.5x38	0	0	0	lugs
20	800	206MHBA01K4R	55	24	0	0	3.8	57.5x57.5x38	52.5	1.2	20.3	4
20	800	206MHBA01K6R	55	25	0	0	3.7	57.5x57.5x38	52.5	1.2	10.2	4
22	370	226MHBA04K4J	37.5	17.5	0	0	4.1	42.5x37x28	37.5	1.2	10.2	4
22	370	226MHBA04K##	37.5	19.5	0	0	4	42.5x37x28	0	0	0	lugs
22	370	226MHBA04K2J	37.5	14	0	0	4.7	42.5x37x28	37.5	1.2	0	2
22	500	226MHBA03K2J	47.5	14	0	0	4.5	42.5x45x30	37.5	1.2	0	2
22	500	226MHBA03K##	47.5	21.5	0	0	3.8	42.5x45x30	0	0	0	lugs
22	500	226MHBA03K4J	47.5	19.5	0	0	3.9	42.5x45x30	37.5	1.2	20.3	4
25	370	256MHBA04K2J	37.5	14	0	0	4.3	41.5x44x24	37.5	1.2	0	2
25	370	256MHBA04K4J	37.5	20.5	0	0	3.7	41.5x44x24	37.5	1.2	10.2	4
25	500	256MHBA03K4R	32.5	20	0	0	4.4	57.5x45x30	52.5	1.2	20.3	4
25	500	256MHBA03K2R	32.5	14	0	0	5	57.5x45x30	52.5	1.2	0	2
25	500	256MHBA03K##	32.5	22	0	0	4.3	57.5x45x30	0	0	0	lugs
25	600	256MHBA02K##	40	27	0	0	3.5	57.5x50x35	0	0	0	lugs
25	600	256MHBA02K2R	40	14	0	0	4.2	57.5x50x35	52.5	1.2	0	2
25	600	256MHBA02K4R	40	24.5	0	0	3.6	57.5x50x35	52.5	1.2	20.3	4
25	700	256MHBA06K4R	50	25	0	0	3.6	57.5x57.5x38	52.5	1.2	20.3	4
25	700	256MHBA06K6R	50	26	0	0	3.5	57.5x57.5x38	52.5	1.2	10.2	4
25	700	256MHBA06K##	50	27	0	0	3.5	57.5x57.5x38	0	0	0	lugs
30	500	306MHBA03K##	32.5	24	0	0	3.8	57.5x45x30	0	0	0	lugs
30	500	306MHBA03K2R	32.5	14	0	0	4.5	57.5x45x30	52.5	1.2	0	2
30	500	306MHBA03K4R	32.5	22	0	0	3.9	57.5x45x30	52.5	1.2	20.3	4
33	370	336MHBA04K4J	37.5	22	0	0	3.4	42.5x45x30	37.5	1.2	20.3	4
33	370	336MHBA04K##	37.5	24	0	0	3.3	42.5x45x30	0	0	0	lugs
33	370	336MHBA04K2J	37.5	14	0	0	4	42.5x45x30	37.5	1.2	0	2
33	600	336MHBA02K##	40	29	0	0	3	57.5x57.5x38	0	0	0	lugs
33	600	336MHBA02K4R	40	26.5	0	0	3.1	57.5x57.5x38	52.5	1.2	20.3	4
33	600	336MHBA02K6R	40	27.5	0	0	3	57.5x57.5x38	52.5	1.2	10.2	4
40	370	406MHBA04K2R	25	14	0	0	4.5	57.5x45x30	52.5	1.2	0	2
40	370	406MHBA04K##	25	24	0	0	3.8	57.5x45x30	0	0	0	lugs
40	370	406MHBA04K4R	25	22	0	0	3.9	57.5x45x30	52.5	1.2	20.3	4
40	500	406MHBA03K##	32.5	28	0	0	3.2	57.5x50x35	0	0	0	lugs
40	500	406MHBA03K2R	32.5	14	0	0	3.9	57.5x50x35	52.5	1.2	0	2
40	500	406MHBA03K4R	32.5	25	0	0	3.3	57.5x50x35	52.5	1.2	20.3	4
47	500	476MHBA03K4R	32.5	26.5	0	0	3.1	57.5x57.5x38	52.5	1.2	20.3	4
47	500	476MHBA03K##	32.5	29	0	0	3	57.5x57.5x38	0	0	0	lugs
50	370	506MHBA04K##	25	27.5	0	0	3.2	57.5x50x35	0	0	0	lugs
50	370	506MHBA04K2R	25	14	0	0	3.9	57.5x50x35	52.5	1.2	0	2
50	370	506MHBA04K4R	25	25	0	0	3.3	57.5x50x35	52.5	1.2	20.3	4
55	500	556MHBA03K4R	32.5	27	0	0	2.9	57.5x57.5x38	52.5	1.2	20.3	4
55	500	556MHBA03K6R	32.5	28.5	0	0	2.8	57.5x57.5x38	52.5	1.2	10.2	4
55	500	556MHBA03K##	32.5	30	0	0	2.8	57.5x57.5x38	0	0	0	lugs
60	370	606MHBA04K##	25	29	0	0	2.9	57.5x50x35	0	0	0	lugs
60	370	606MHBA04K2R	25	14	0	0	3.6	57.5x50x35	52.5	1.2	0	2
60	370	606MHBA04K4R	25	26	0	0	3	57.5x50x35	52.5	1.2	20.3	4
68	370	686MHBA04K4R	25	27	0	0	2.8	57.5x57.5x38	52.5	1.2	20.3	4
68	370	686MHBA04K6R	25	28.5	0	0	2.7	57.5x57.5x38	52.5	1.2	10.2	4

MHBA

2,4,6, lug lead radial box

Capacitance (μ F)	WVDC	IC PART NUMBER	dv/dt (V/ μ sec)	Maximum RMS Ripple Current (A) 100 kHz, +70°C			Typical ESR (m Ω) **, +25°C	Dimensions LxHxT (mm)	S (MM)	d (MM)	P (MM)	# Leads
				+15°C	+10°C	+5°C						
68	370	686MHBA04K##	25	30.5	0	0	2.7	57.5x57.5x38	0	0	0	lugs
75	370	756MHBA04K##	25	31.5	0	0	2.6	57.5x57.5x38	0	0	0	lugs
75	370	756MHBA04K4R	25	27	0	0	2.7	57.5x57.5x38	52.5	1.2	20.3	4
75	370	756MHBA04K6R	25	29.5	0	0	2.6	57.5x57.5x38	52.5	1.2	10.2	4