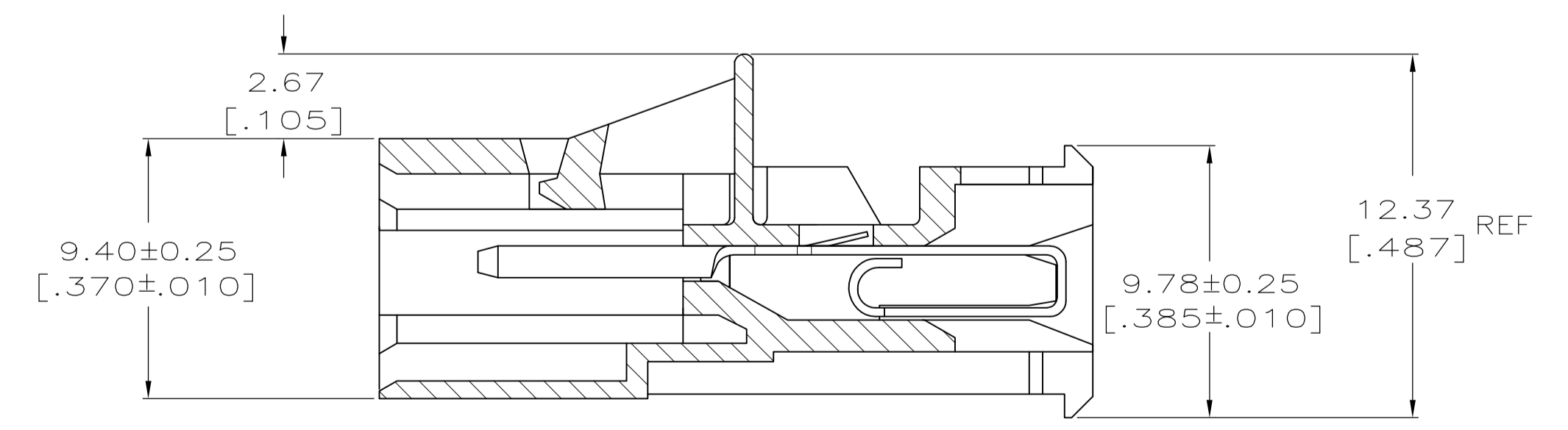
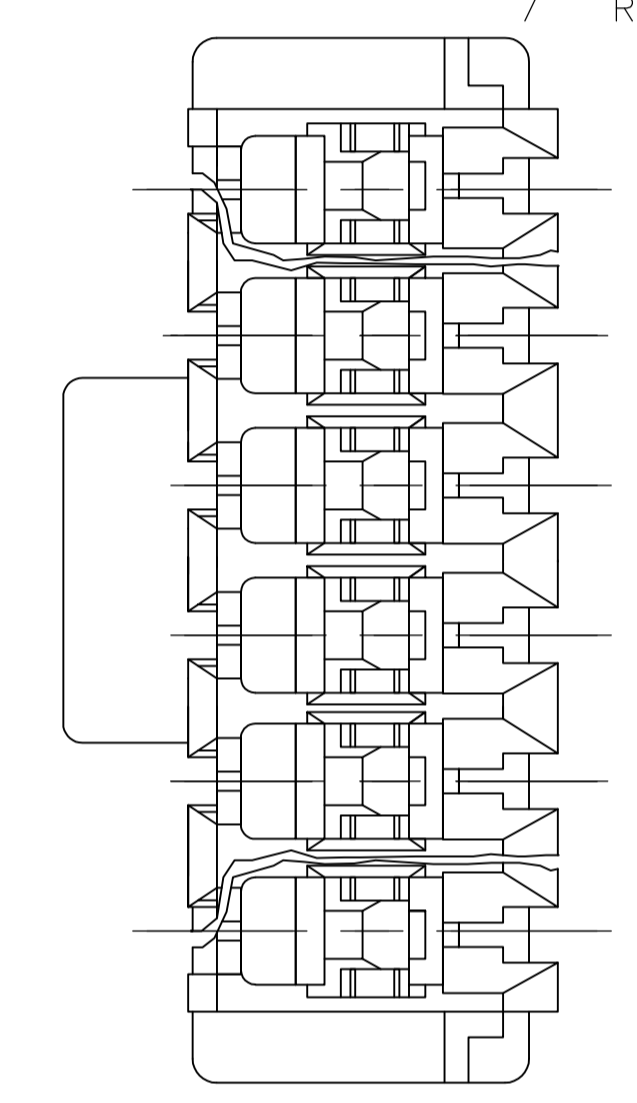
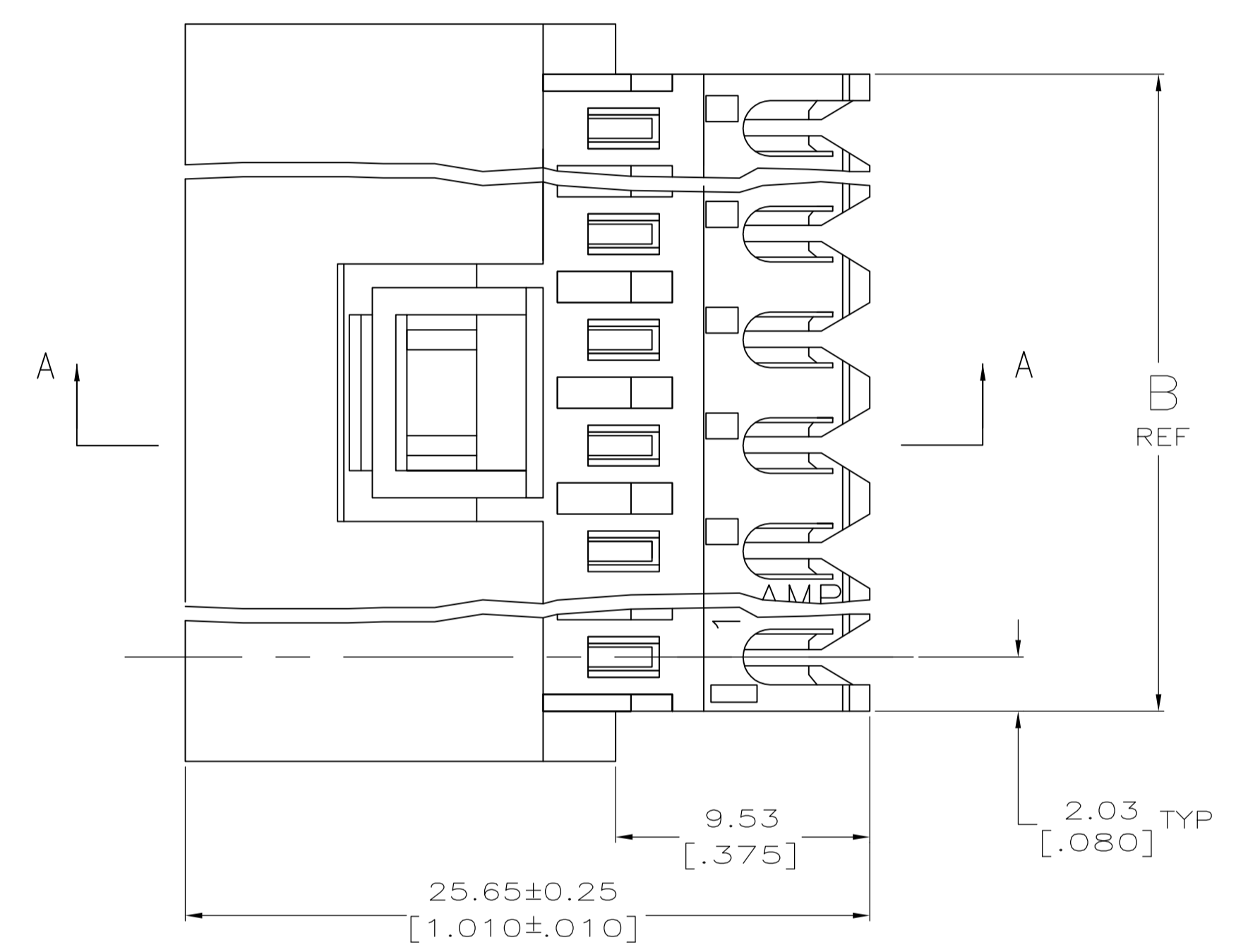
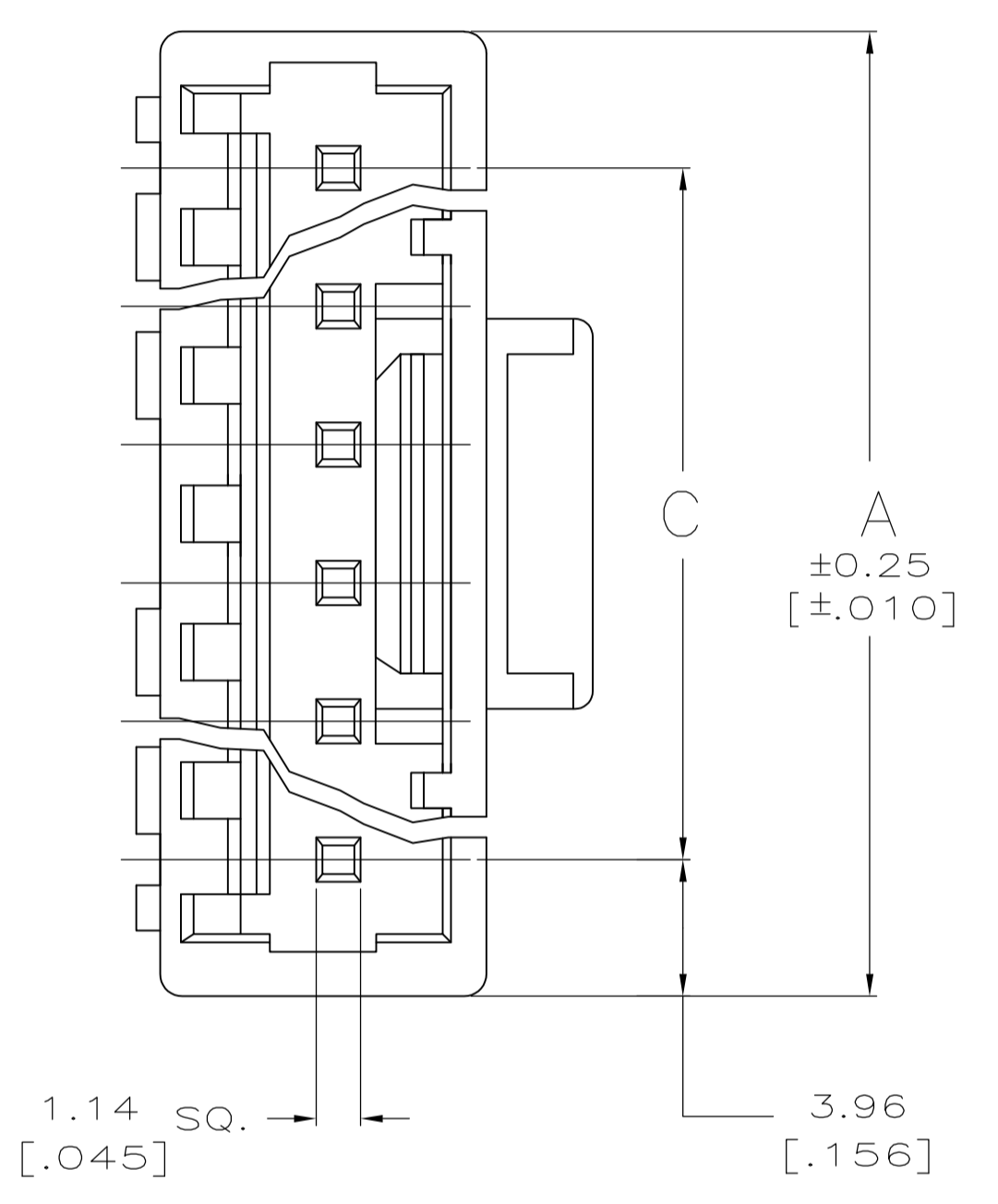


LOC		DIST		REVISIONS			
P	LTR	DESCRIPTION	DATE	DMN	APVD		
D		REVISED PER ECO-12-007612	03AUG12	KH	SM		

- MATERIAL: CONNECTOR- NYLON UL94V-2.
CONTACTS - 0.30 [.012] THK COPPER ALLOY
(PLATED 0.00076 [.000030] MIN GOLD OR 0.00008 [.000003] MIN GOLD FLASH OVER 0.00068 [.000027] PALLADIUM NICKEL, PER TE CONNECTIVITY'S DISCRETION, ON POST END, WITH BRIGHT TIN-LEAD 0.00203 [.000080] MIN THK ON WIRE END)
OR
CONTACTS - 0.30 [.012] THK COPPER ALLOY
(PLATED 0.00076 [.000030] MIN GOLD OR 0.00008 [.000003] MIN GOLD FLASH OVER 0.00068 [.000027] PALLADIUM NICKEL, PER TE CONNECTIVITY'S DISCRETION, ON POST END, WITH MATTE TIN 0.00203 [.000080] MIN THK ON WIRE END)
- CONTACTS ACCEPT #22 AWG SOLID, FUSED STRANDED OR STRANDED (7 STRANDS) WIRE WITH 2.41 [.095] MAX INSULATION DIA.
- BOW, IN ANY DIRECTION, NOT TO EXCEED 0.15 [.006] PER IN.
- HOUSING FEATURES: FEED-THRU.
- DIMENSIONS IN BRACKETS ARE IN INCHES.
- △ OBSOLETE PARTS: OBSOLETE CIS STREAMLINING PER D.RENAUD/D.SINISI
- RED COLOR STRIPE ON HOUSING (NOT SHOWN) MAY RUN DOWN BETWEEN RIBS.



SECTION A-A

NO. OF CIRCUITS	PART NUMBER	FINISH
24	5-644814-4	TIN
15	4-644814-5	TIN
12	4-644814-2	TIN
9	3-644814-9	TIN
6	3-644814-6	TIN
4	3-644814-4	TIN
3	3-644814-3	TIN
2	3-644814-2	TIN
24	2-644814-4	TIN-LEAD
15	1-644814-5	TIN-LEAD
12	1-644814-2	TIN-LEAD
9	644814-9	TIN-LEAD
6	644814-6	TIN-LEAD
4	644814-4	TIN-LEAD
3	644814-3	TIN-LEAD
2	644814-2	TIN-LEAD

THIS DRAWING IS A CONTROLLED DOCUMENT.

DIMENSIONS: mm [INCHES]
 TOLERANCES UNLESS OTHERWISE SPECIFIED:
 0 PLC ± -
 1 PLC ± -
 2 PLC ± 0.13 [.005]
 3 PLC ± -
 4 PLC ± -
 ANGLES ± -

MATERIAL: SEE NOTE 1
 FINISH: SEE NOTE 1

DWG: B. LEWIS 4-12-95
 CHK: R. SWING 4-12-95
 APVD: -

NAME: MTA-156
 PRODUCT SPEC: POSTED CONNECTOR ASSEMBLY, 22 AWG
 APPLICATION SPEC: -
 SIZE: A1
 CAGE CODE: 00779
 DRAWING NO: 644814
 WEIGHT: -
 CUSTOMER DRAWING: -

SCALE: 5:1
 SHEET: 1 OF 1
 REV: D