



Standard SMA Male Right Angle Connector  
Clamp/Solder Attachment for RG58, RG55,  
RG141, RG142, RG223, RG303, RG400

**TECHNICAL DATA SHEET**

**PE45048**

**Configuration**

Connector	SMA Male
Connector Specification	MIL-STD-348
Connector Interface Type	RG58, RG55, RG141, RG142, RG223, RG303, RG400
Attachment Method (Shield/Contact)	Clamp/Solder
Body Style	Right Angle

**Electrical Specifications**

Frequency Range	DC to 12.44 GHz
Impedance	50 Ohms
Dielectric Withstanding Voltage	1,000 Vrms

**Mechanical Specifications**

**Temperature**

Operating Range	-65 to +165 deg C
-----------------	-------------------

**Size**

Length	0.74 in [18.8 mm]
Width/Dia.	0.312 in [7.92 mm]
Height	0.69 in [17.53 mm]

**Connector**

Type	SMA Male
Contact Material and Plating	Brass, Gold
Contact Plating Specification	MIL-G-45204
Coupling Nut Material and Plating	Brass, Nickel
Coupling Nut Plating Specification	QQ-N-290
Hex Size	5/16 Inch
Body Material and Plating	Brass, Nickel
Body Plating Specification	QQ-N-290
Dielectric Type	PTFE

**Compliance Certifications** (visit [www.Pasternack.com](http://www.Pasternack.com) for current document)

RoHS Compliant

Click the following link (or enter part number in "SEARCH" on website) to obtain additional part information including price, inventory and certifications: [Standard SMA Male Right Angle Connector Clamp/Solder Attachment for RG58, RG55, RG141, RG142, RG223, RG303, RG400 PE45048](#)



Standard SMA Male Right Angle Connector  
Clamp/Solder Attachment for RG58, RG55,  
RG141, RG142, RG223, RG303, RG400

**TECHNICAL DATA SHEET**

**PE45048**

**Plotted and Other Data**

Notes:

- Values at +25 °C, sea level

Standard SMA Male Right Angle Connector Clamp/Solder Attachment for RG58, RG55, RG141, RG142, RG223, RG303, RG400 from Pasternack Enterprises has same day shipment for domestic and International orders. Our RF, microwave and millimeter wave products maintain a 99% availability and are part of the broadest selection in the industry.

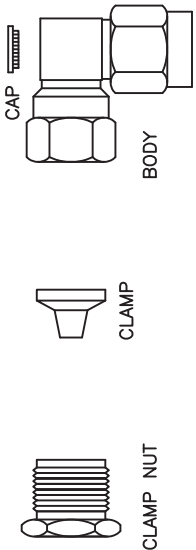
Click the following link (or enter part number in "SEARCH" on website) to obtain additional part information including price, inventory and certifications: [Standard SMA Male Right Angle Connector Clamp/Solder Attachment for RG58, RG55, RG141, RG142, RG223, RG303, RG400 PE45048](http://www.pasternack.com/sma-male-rg58-rg55-rg141-rg142-rg223-rg303-rg400-connector-pe45048-p.aspx)

URL: <http://www.pasternack.com/sma-male-rg58-rg55-rg141-rg142-rg223-rg303-rg400-connector-pe45048-p.aspx>

The information contained in this document is accurate to the best of our knowledge and representative of the part described herein. It may be necessary to make modifications to the part and/or the documentation of the part, in order to implement improvements. Pasternack reserves the right to make such changes as required. Unless otherwise stated, all specifications are nominal. Pasternack does not make any representation or warranty regarding the suitability of the part described herein for any particular purpose, and Pasternack does not assume any liability arising out of the use of any part or documentation.

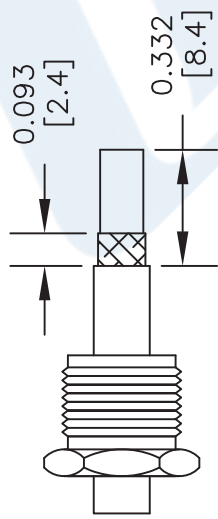
# PE45048 CAD Drawing

Standard SMA Male Right Angle Connector Clamp/Solder Attachment  
for RG58, RG55, RG141, RG142, RG223, RG303, RG400

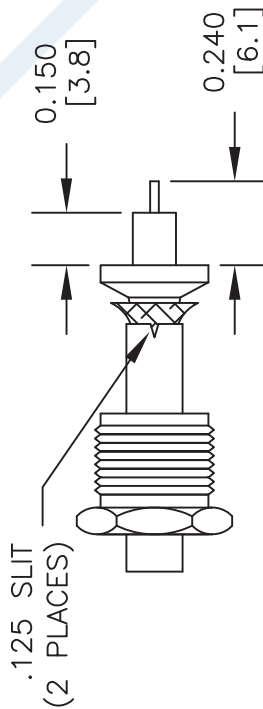


### ASSEMBLY PROCEDURES

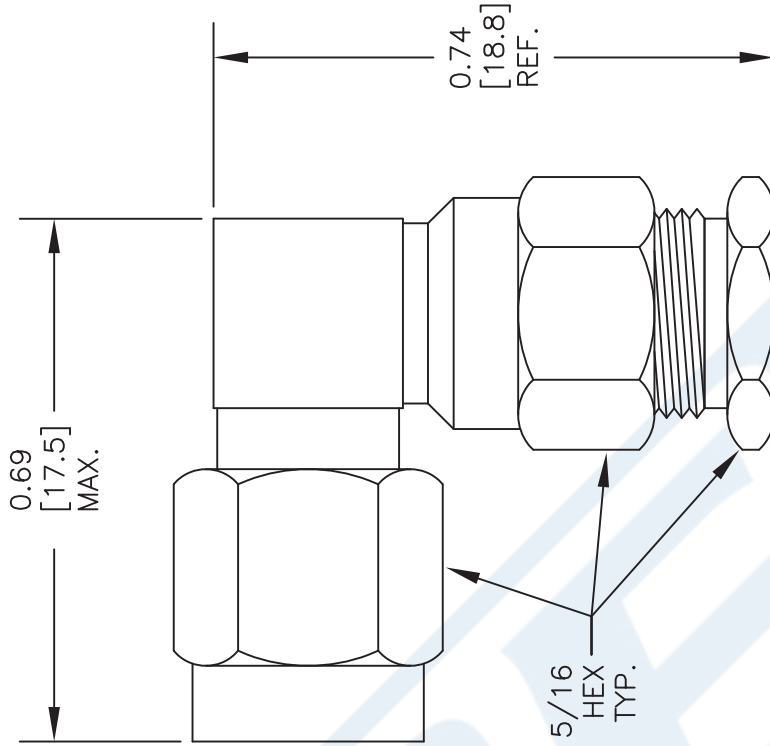
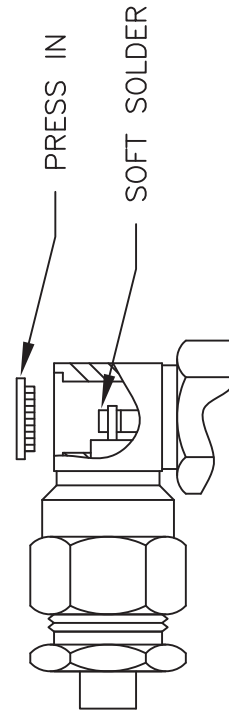
1. SLIDE NUT ONTO CABLE AS SHOWN. CUT CABLE SQUARE.



2. SLIDE CLAMP OVER DIELECTRIC AND UNDER BRAID UNTIL JACKET STOPS AGAINST SHOULDER. TWO SLITS IN THE JACKET 180° APART.



3. SLIDE ASSEMBLY INTO REAR OF BODY, WITH CENTER CONDUCTOR STARTING INTO SLOT OF CONTACT.



DWG TITLE

**PE45048**

NOTES:  
1. UNLESS OTHERWISE SPECIFIED ALL DIMENSIONS ARE NOMINAL.  
2. ALL SPECIFICATIONS ARE SUBJECT TO CHANGE WITHOUT NOTICE AT ANY TIME.  
3. DIMENSIONS ARE IN INCHES [mm].  
4. FITS MIL-C-17 AND EQUIVALENT CABLES.

**PE PASTERNAK**  
THE ENGINEER'S RF SOURCE  
Pasternack Enterprises, Inc.  
P.O. Box 16759 | Irvine | CA | 92623  
Phone: (949) 261-1920 | Fax: (949) 261-7451  
Website: www.pasternack.com | E-Mail: sales@pasternack.com

FSCM NO. 53919

CAD FILE 062615

SCALE N/A

SIZE A

2233