

## 24 Watt DoE Level VI Universal Input, Desktop Adapter

### INPUT SPECIFICATIONS

All specifications are typical at nominal input, full load.

### INPUT SPECIFICATIONS

Input Voltage	AC 100 – 240VAC
Input Frequency	50 – 60Hz
Input Current	0.58A Max
Protection	Internal Primary Current Fuse Inrush Limiting

### OUTPUT SPECIFICATIONS

Output Voltage	See Chart
Efficiency	DoE Level VI, Energy Star, ErP Stage 2, NRCan & Gems Level VI
Protection	Short Circuit Protection Over Current Protection Over Voltage Protection
Ripple	1 - 2 % Vp-p (max)
Hold-Up Time	10 mS (min)
Transient Response	0.5mS for 50% Load Change(typ)
Load Regulation	± 5% (typ)
Leakage Current	0.25mA @ 2 pin

### GENERAL SPECIFICATIONS

MTBF(Calculated)	300,000 Calculated hours at 25°C by Telcordia SR-332
Dielectric Withstanding Voltage	3,000 VAC Primary – Secondary
EMI Conduction & Radiation	Compliance to EN55022 Class B
Harmonic Current	Compliance to EN61000-3-2,3
EMS Immunity	Compliance to EN61000-4- 2,3,4,5,6,8,11
Safety Approvals	UL/cUL/CE/CB/GS/PSE/FCC



### FEATURES

- UNIVERSAL INPUT (AC100-240V)
- DoE LEVEL VI
- OVER VOLTAGE PROTECTION
- OVER CURRENT PROTECTION
- SHORT CIRCUIT PROTECTION
- ROHS COMPLIANT

### ENVIRONMENTAL SPECIFICATIONS

Operating Temperature	0°C~+40°C
Storage Temperature	-20°C ~ +80°C
Cooling.	Convection
Operating Humidity	20 – 80% Rh
Storage Humidity	10 – 90% Rh

### MECHANICAL SPECIFICATIONS

Case Dimension	L88 x W50 x H34(mm)
Input Configuration	IEC320-C8
DC Cord	18AWG (Optional 20 & 22 AWG)
Output Connector	5.5 x 2.1 x 9.5 mm C+

Model Number	Output Voltage	Output Current	Max Output Power
KTPS24-0540DT-2P-VI	5.0V	4.0A	20.00W
KTPS24-0635DT-2P-VI	5.9V	3.5A	20.65W
KTPS24-0640DT-2P-VI	5.9V	4.0A	23.60W
KTPS24-0730DT-2P-VI	7.0V	3.0A	21.00W
KTPS24-7530DT-2P-VI	7.5V	3.0A	22.50W
KTPS24-0925DT-2P-VI	9.0V	2.5A	22.50W
KTPS24-1220DT-2P-VI	12.0V	2.0A	24.00W
KTPS24-1516DT-2P-VI	15.0V	1.6A	24.00W
KTPS24-2410DT-2P-VI	24.0V	1.0A	24.00W
KTPS24-4805DT-2P-VI	48.0V	0.5A	24.00W

## Part Number Key:

**KTPS24- xxx yy DT-2P-VI- z - p**

**xxx** = output voltage

12=12.0V 135 = 13.5V example

**yy** = output current

55 = 5.5 amp example

**z** = AC input plug

C = IEC 320 C14, D=IEC 320 C6

**p** = output connector

P1/(R)\* = 2.1/5.5/9.5mm, P2/(R)\* = 2.5/5.5/9.5...

\* R = Right Angle Connectors

Note: Center Positive (+) standard

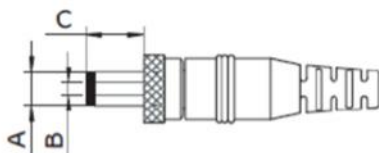
## Standard DC Plug



	A	B	C	Unit
P1 / P1R	5.5	2.1	9.5	mm
P2 / P2R	5.5	2.5	9.5	mm
P3 / P3R	3.5	1.35	9.5	mm
P4 / P4R	3.8	1.35	9.5	mm
P5 / P5R	3.8	1.05	9.5	mm

**P100 = User Defined**

## Locking DC Plug



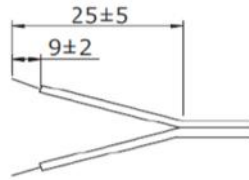
	A	B	C	Unit
P6	5.5	2.1	9.5	mm
P7	5.5	2.5	9.5	mm



# KTPS24 Series

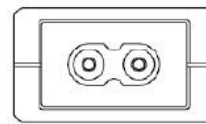
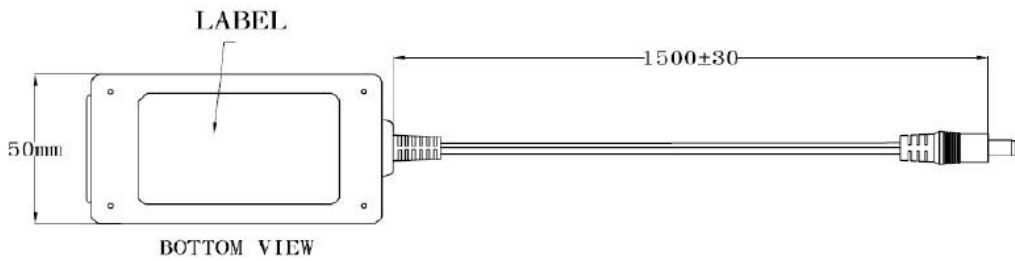
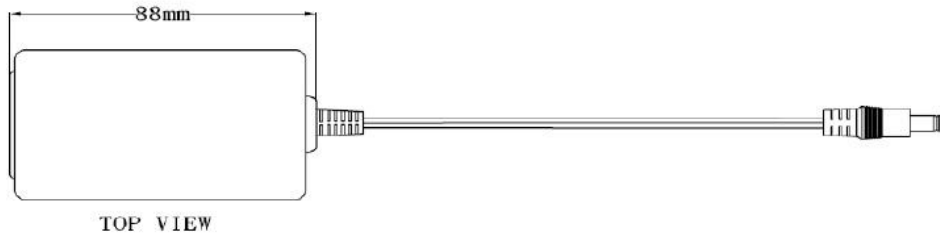
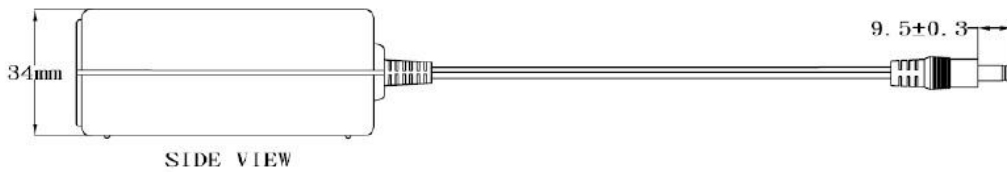
DoE Level VI

## Stripped and Tinned



ST = Stripped and Tinned

## Mechanical Drawing:



FRONT-VIEW