

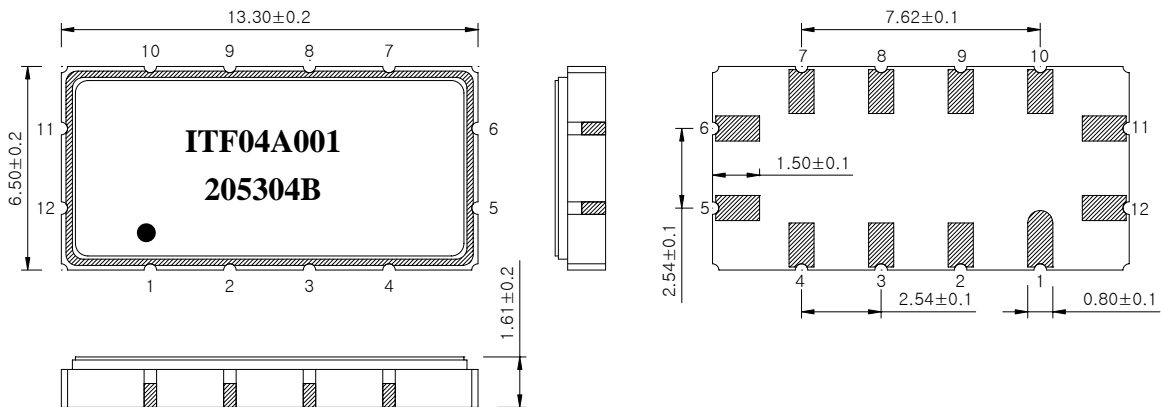
SAW Bandpass Filter 205304B



1. Features

- IF Bandpass Filter
- Single-Ended Operation
- Ceramic Surface Mount Device (SMD) Package
- Maximum Storage Temperature Range : -40 °C ~ 85 °C
- Electrostatics Sensitive Device (ESD)

2. Package Dimensions



Package : S1365

Dimensions shown are nominal in millimeters

Body : Al₂O₃ Ceramic

Lid : Kovar, Ni Plated

Terminations : Au plating 0.3 ~ 1.0 um, Over a 1.27 ~ 8.89 um Ni Plating

Pad Configuration	
11	Input
5	Output
6, 12	Ground
Other	Case ground



ITF Co., Ltd.
 102-901, Bucheon Technopark 364,
 Samjeong-Dong, Ojeong-Gu, Bucheon-City,
 Gyeonggi-Do, Korea 421-809

Part No.	205304B	
Rev. Date	2004-04-27	
Rev.	NI2018- CS03	1/5

SAW Bandpass Filter 205304B



3. Specifications

Fo = 75.0 MHz

Terminating source impedance : 50Ω and matching network

Terminating load impedance : 50Ω and matching network

		Minimum	Typical	Maximum
Center Frequency	MHz	-	75.0	-
Insertion Loss	dB	-	22.0	24.0
1dB Bandwidth	MHz	-	19.3	-
3dB Bandwidth	MHz	19.5	19.8	-
40dB Bandwidth	MHz	-	22.4	22.7
Amplitude Ripple (Fo +/- 9.375 MHz)	dB	-	0.9	1.5
Group Delay Variation (Fo +/- 9.375 MHz)	nsec	-	80	150
Absolute Delay	usec	-	1.27	-
Ultimate Rejection	dB	40	45	-
Temperature Coefficient of Frequency	ppm/°C	-	-94	-

Notes :

- 1) All specifications are based on the matching schematic shown below
- 2) All specifications are measured by Agilent Network analyzer and full 2 port calibration at room temperature
- 3) All attenuation measurements are measured relative to insertion loss

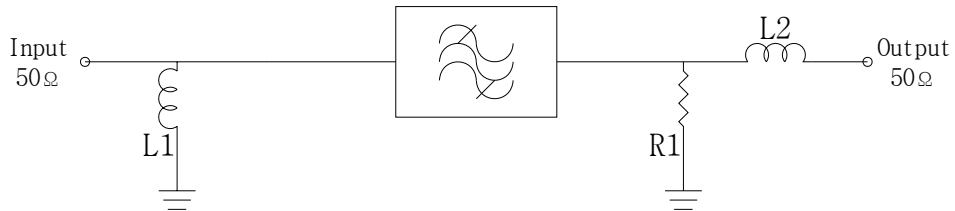
	ITF Co., Ltd. 102-901, Bucheon Technopark 364, Samjeong-Dong, Ojeong-Gu, Bucheon-City, Gyeonggi-Do, Korea 421-809	Part No.	205304B	
		Rev. Date	2004-04-27	
		Rev.	NI2018- CS03	2/5

SAW Bandpass Filter 205304B



4. Matching Schematic

(Actual matching values may vary due to PCB layout and parasitics)



L1 = 56 nH, L2 = 220 nH
R1 = 100 Ω

5. Marking Configuration

ITF¹⁾04A001²⁾

205304B³⁾


● ⁴⁾

1) Manufacturer name

2) Lot Number

3) Part Number

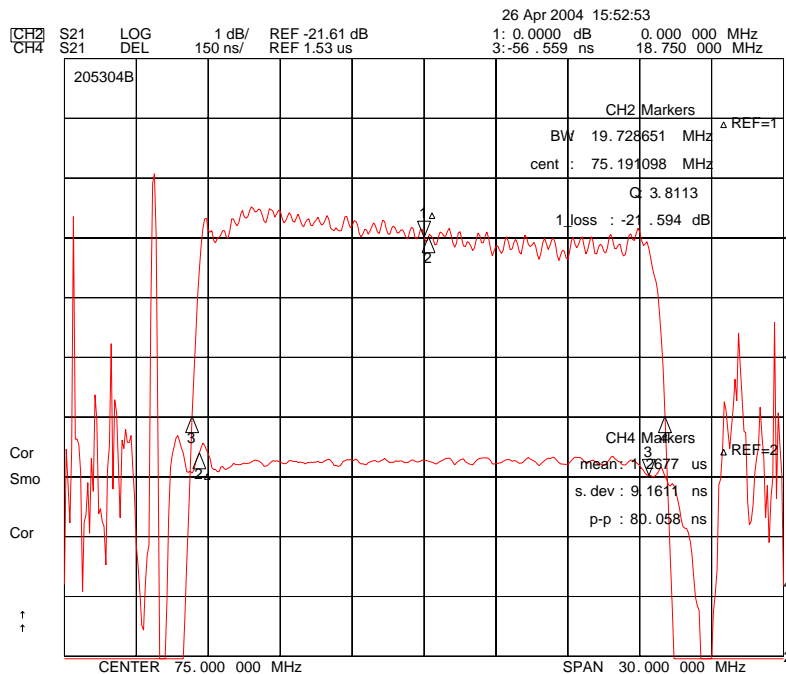
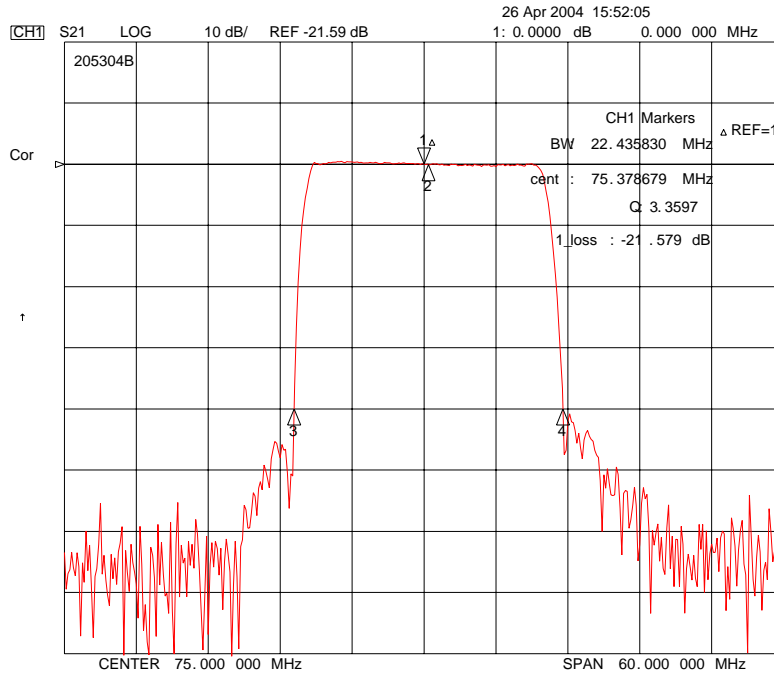
4) Pad Number 1 Index

 Integrated Technology Future	ITF Co., Ltd. 102-901, Bucheon Technopark 364, Samjeong-Dong, Ojeong-Gu, Bucheon-City, Gyeonggi-Do, Korea 421-809	Part No.	205304B	
		Rev. Date	2004-04-27	
		Rev.	NI2018- CS03	3/5

SAW Bandpass Filter 205304B



6. Typical Performance (at +25°C)



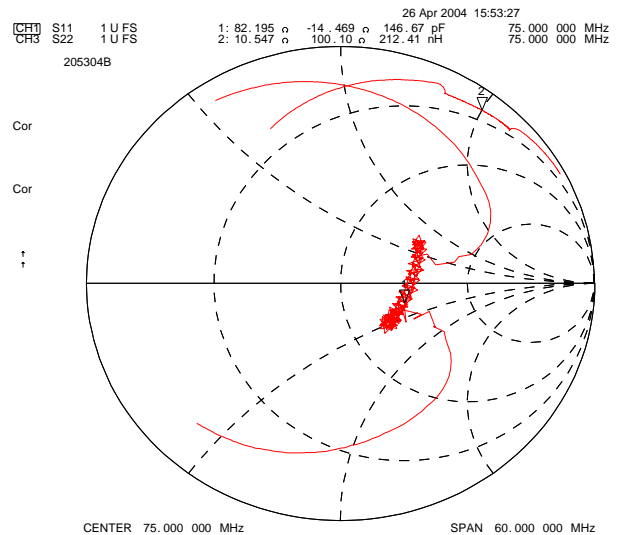
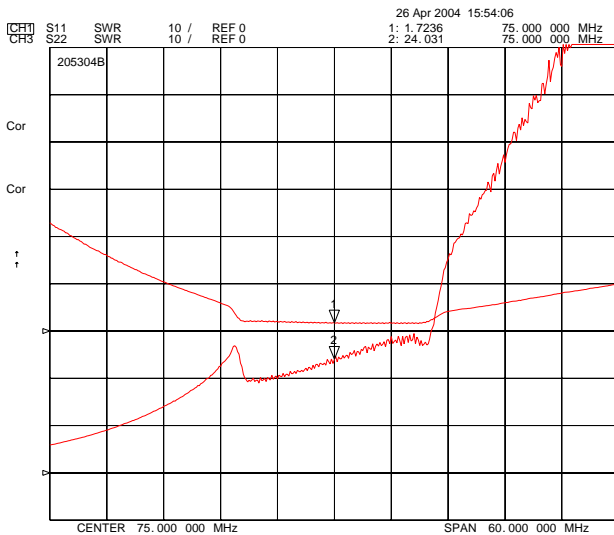
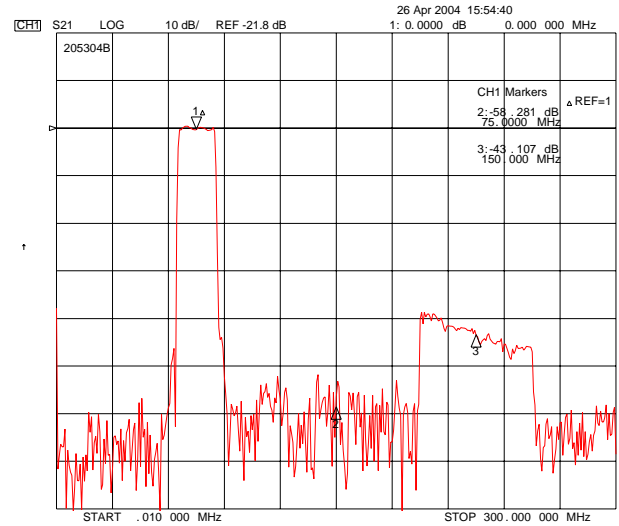
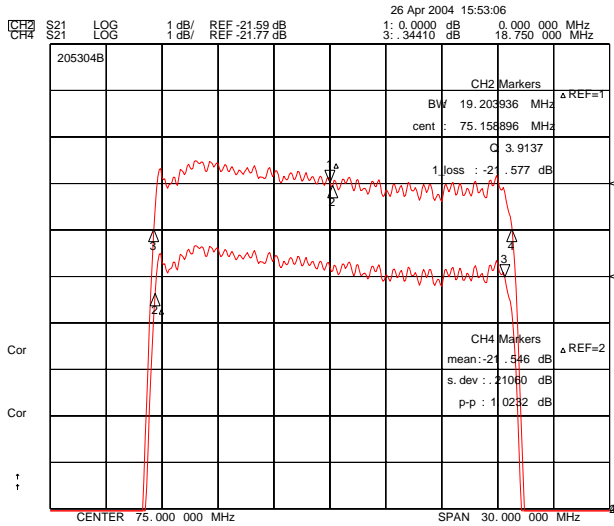
ITF Co., Ltd.
 102-901, Bucheon Technopark 364,
 Samjeong-Dong, Ojeong-Gu, Bucheon-City,
 Gyeonggi-Do, Korea 421-809

Part No. 205304B

Rev. Date 2004-04-27

Rev. NI2018- CS03 4/5

SAW Bandpass Filter 205304B



ITF Co., Ltd.
 102-901, Bucheon Technopark 364,
 Samjeong-Dong, Ojeong-Gu, Bucheon-City,
 Gyeonggi-Do, Korea 421-809

Part No.	205304B	
Rev. Date	2004-04-27	
Rev.	NI2018- CS03	5/5