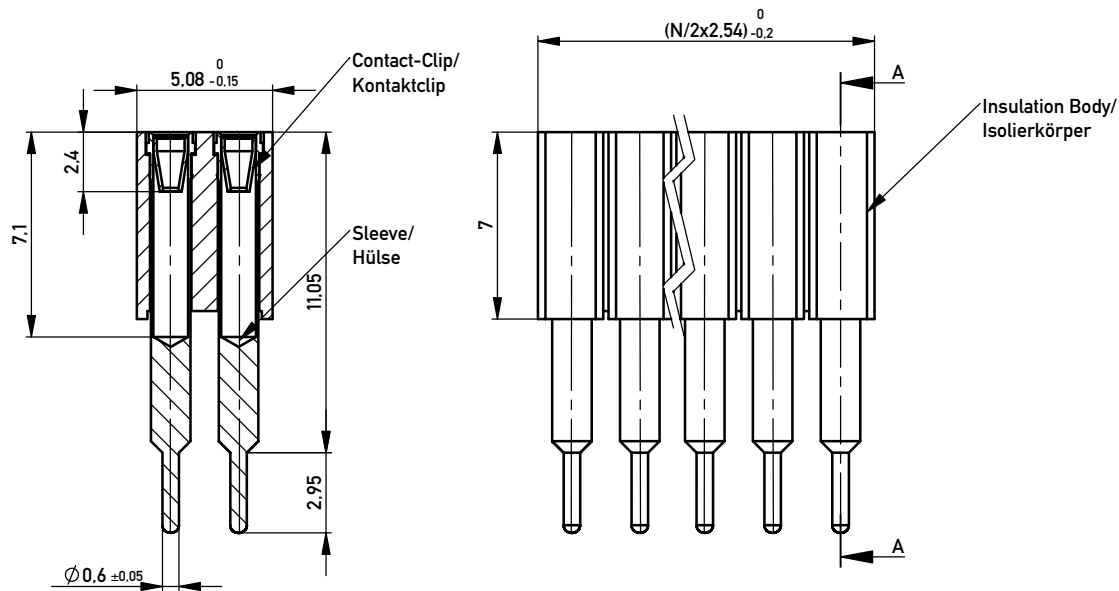


SCHNITT A-A
Sectional view A-A



Tech. Data:

Isolierkörper / Insulation Body: PCT-GF30-FR
Farbe / Colour: schwarz / black

Brennbarkeit / Flammability: UL 94V-0

zweiteiliger Kontakt / Two part contact:

Hülse / Sleeve: CuZn36Pb3
Hülse Galvanik / Sleeve Plating: Sn

Kontakt Clip / Contact-Clip (6 finger): CuBe
Kontakt Clip Galvanik / Contact-Clip Plating: 0,75µm Au

Passender Kontaktstift / Mating pin dimension:

Runder Stift / round pin: Ø 0,70 - 0,90 mm
Quadratischer Stift / square pin: 0,635 x 0,635 mm

Steckkraft / Insertion force: 1,2 N typ.
Ziehkraft / Withdrawal force: 0,6 N typ.
(gemessen mit polierter Stahllehre Ø 0,76 mm)
(measured with polished steel gauge Ø 0,76 mm)

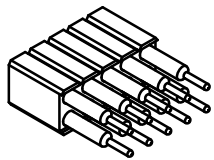
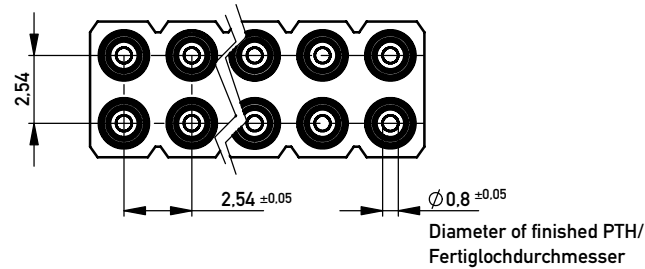
Lebensdauer / Mechanical life: min. 500 Zyklen / cycles

Strombelastbarkeit / Rated current: 3 A

Kontaktwiderstand / Contact resistance: max. 10 mΩ

Durchschlagfestigkeit / Dielectric strength: min. 1000 V_{RMS}

Leiterplatten Layout / PCB Layout



Example
10 Pin version

100601430001	30	Schüttgut Bulk
Ident-Nr. Part-No.	Polzahl No. of contacts	Verpackung Packing

Information:	Tolerances	 All Dimensions in mm	Scale	5:1
	All rights reserved. Only for Information. To ensure that this is the latest version of this drawing, please contact one of the ERNI companies before using.		Designation Buchsenleiste (Löt) <i>Socket strip (solder)</i>	
Subject to modification without prior notice. Drawing will not be updated.		 www.ERNI.com	100601430001	
Index	Date		28.03.2011	Class

Copyright by ERNI GmbH. Proprietary notice pursuant to ISO 16016 to be observed.

K
A3