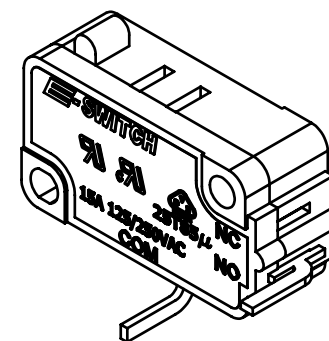
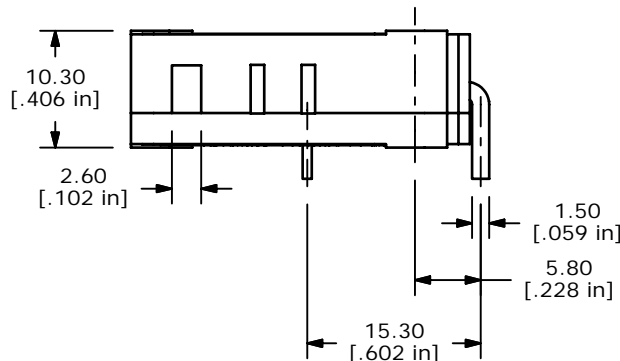


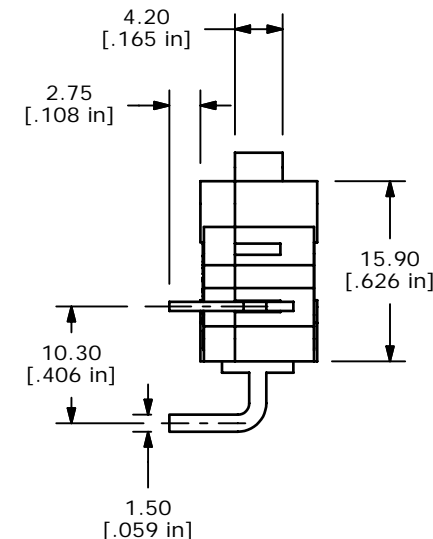
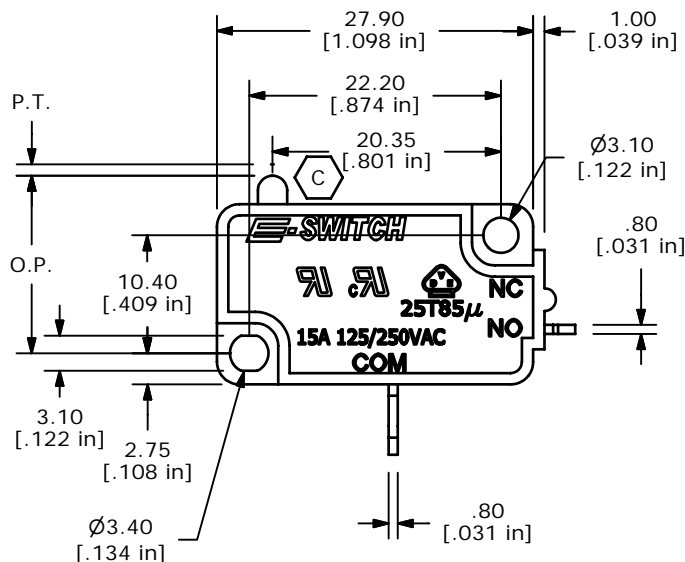
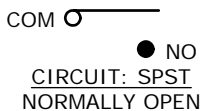
P.C. MOUNTING



ISOMETRIC

O.P. (MM)	P.T. (MM)
14.7 ± 0.5	2.0 MAX.

O.P. = OPERATING POINT  
P.T. = PRE-TRAVEL



- NOTES:
1. ALL DIMENSIONS IN MM [INCH]
  2. GENERAL TOLERANCE: X.X ± 0.4  
X.XX ± 0.25
  3. RATING: 15A @125/250VAC UL, CUL, VDE APPROVED
  4. OPERATING FORCE: 100 ± 30 GRAMS
  5. OPERATING TEMP: -25°C TO 85°C
  6. ELECTRICAL LIFE: 50,000 CYCLES MIN.
  7. MECHANICAL LIFE: 1,000,000 CYCLES TYP.
  8. INSULATION RESISTANCE: 100 MEGA-OHMS MIN.
  9. DIELECTRIC STRENGTH: 1500VAC 1 MINUTE (INITIAL VALUE)
  10. CONTACT RESISTANCE: 100 MILLI-OHMS MAX.
  11. ▲ DENOTES CRITICAL PARAMETER.
  12. 2002/95/EC (ROHS) COMPLIANT

REV	PCR NO	DESCRIPTION	DATE	BY
C	15632	CHANGES NOTED	12/21/05	PH
B	15554	EDIT CIRCUIT LAYOUT	11/21/05	PH
A	15226	RELEASED FOR PRODUCTION	8/31/05	PH



TITLE LS0851500F100V2C

SCALE	DATE	DR	DWG	REV
1.5:1	8/31/2005	PH	Q950018	C

THE INFORMATION CONTAINED IN THIS DOCUMENT IS PROPRIETARY TO E-SWITCH AND IS NOT TO BE COPIED OR TRANSFERRED