

Power Inductors / Wire Wound type

Series: **R**

Type: **ELL5PR**



■ Features

- Magnetic shielded structure
- Low DC resistance and large current capability
- Adopted a rectangular core
- RoHS compliant

■ Recommended Applications

- DC-DC converter circuitry for computer peripherals and cellular phones.
- Chopper circuit decoupling chokes for DC-DC converter circuitry

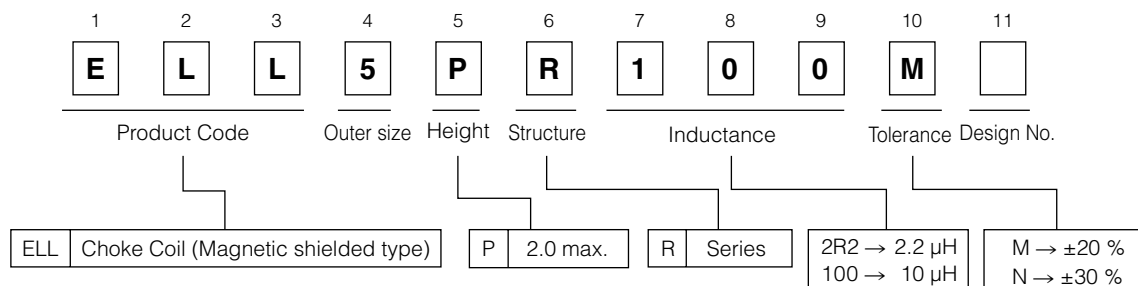
■ Standard Packing Quantity

- 2000 pcs./Reel

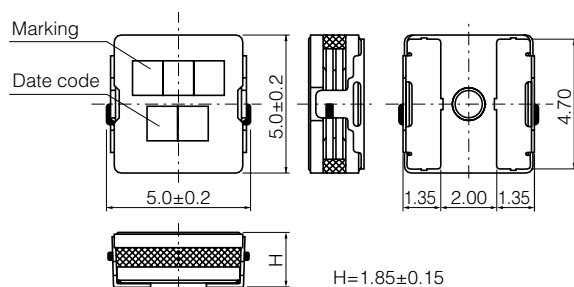
■ Soldering Conditions and Safety Precautions

Please see Data Files.

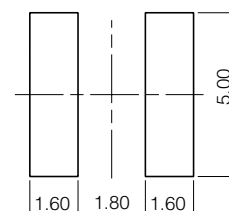
■ Explanation of Part Numbers



■ Dimensions in mm (not to scale)



■ Recommended Land Pattern in mm (not to scale)



Standard Parts

Part Number	Inductance (100 kHz)		R _{DC} (at 20 °C)		Saturation Rated Current ^{*1} (mA max.)	Temperature Rise Current ^{*2} (mA max.)	Marking
	(μH)	Tol.	(mΩ)	Tol.			
ELL5PRR47N	0.47	±30%	12	±20%	5500	3900	R47
ELL5PR1R0N	1.0		21		4500	3000	1R0
ELL5PR1R2N	1.2		21		4200	3000	1R2
ELL5PR1R5N	1.5		25		4000	2850	1R5
ELL5PR2R2N	2.2		32		3200	2400	2R2
ELL5PR3R3N	3.3		37		2600	2300	3R3
ELL5PR4R7N	4.7		56		2200	1800	4R7
ELL5PR6R8N	6.8		85		1700	1400	6R8
ELL5PR100M	10.0	±20%	150		1400	1060	100
ELL5PR150M	15.0		190	1200	1000	150	
ELL5PR220M	22.0		290	950	800	220	

*1 Saturation Rated Current : This DC current which causes a 30 % inductance reduction from its nominal value.

*2 Temperature Rise Current : This indicates the value of current when temperature rise dt/t= 40 °C (at 20 °C).

Embossed Carrier Tape Dimensions in mm (not to scale)

