

Features

- Low Insertion Loss
- Low Ripple
- Excellent Rejection and Isolation

Description

Surface mount, silver (Ag) coated ceramic duplexer. Developed for use in 700 MHz Infrastructure Applications.

Weight: 12.25 grams typical

Material: Filter is composed of a ceramic block plated with Ag and a shield made of Sn plated steel.

Filter complies with RoHS standards.

Electrical Specifications



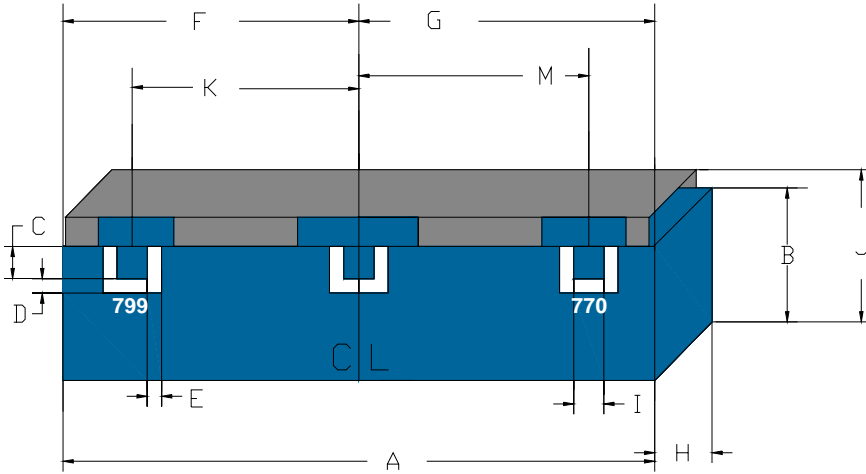
Parameter	Frequency MHz	Typical @ 25°C	Specification @ 25°C	Spec over -40°C to +85°C
Low Band Response (S13)				
Passband Iloss	764 - 776	-2.40	-2.80	-3.00
Passband Ripple	764 - 776	0.60	0.90	1.00
Passband Return Loss @ Port 2	764 - 776	-13.50	-10.00	-10.00
Passband Return Loss @ Ant	764 - 776	-13.50	-10.00	-10.00
Attenuation	794 - 806	-48.00	-45.00	-45.00
High Band Response (S21)				
Passband Iloss	794 - 806	-2.40	-2.90	-3.00
Passband Ripple	794 - 806	0.60	0.90	1.00
Passband Return Loss @ Port 3	794 - 806	-13.50	-10.00	-10.00
Passband Return Loss @ Ant	794 - 806	-13.50	-10.00	-10.00
Attenuation	764 - 776	-48.00	-45.00	-45.00
Power into any port		3 Watt max		

Note: Supplier shall test each filter to the critical electrical specifications of the above table. Any subsequent audits may deviate from in value due to measurement repeatability among different test systems. Such deviations shall not exceed the following limits:

Specification Allowance	
Insertion Loss	0.1 dB
Return Loss	1.0 dB
Stopbands	1.0 dB

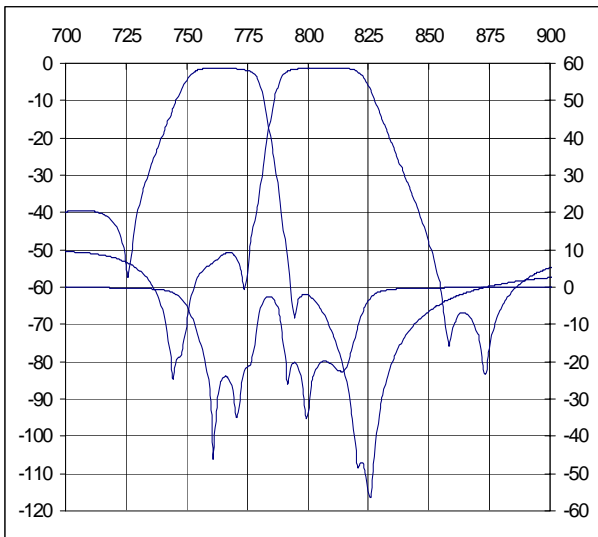
*This product is covered by one or more of the following U.S. and foreign patents including: US 4,692,726;US 4,742,562; US 4,800,348;US 4,829,274;US 5,146,193;EP 0573597;DE 0573597;FR 0573597;JP 508149/92;KR 142171;US 5,162,760;US 5,218,329;US 5,250,916;US 5,327,109;US 5,488,335;CA 2114029;FR 9306297;GB 2273393;JP 3205337;KR 115113;CN 93106228.4;US 5,512,866;EP 0706719;DE 0706719;FR 0706719;GB 0706719;CN 95190359.4;US 5,602,518;US 5,721,520;US 5,745,018;EP 0910875;DE 0910875;DK 0910875;FR 0910875;GB 0910875;IE 0910875;JP 505182/98;KR 10-323013;US 5,994,978;US 6,462,629;CN 00810420.4;US 6,559,735;US 6,650,202;US 6,834,429. Other US and foreign patents pending.

Mechanical Drawing

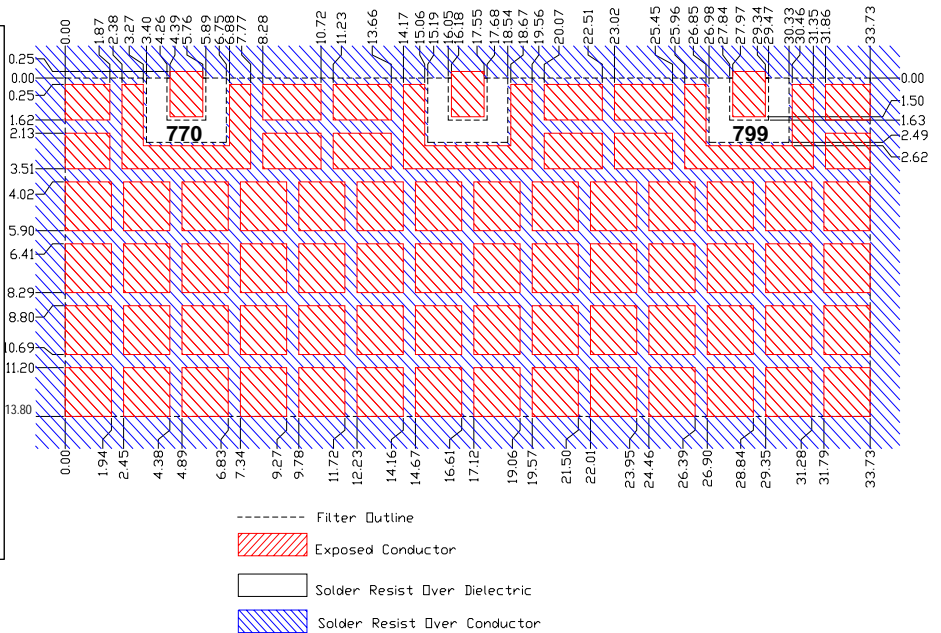


Dimension	Nominal (mm)	Tolerance (mm) +/-
A	33.73	0.27
B	13.80	max
C	1.63	0.13
D	0.86	0.13
E	0.86	0.13
F	16.87	0.13
G	16.87	0.13
H	6.56	max
I	1.63	0.13
J	14.80	max
K	11.79	0.13
M	11.79	0.13

Electrical Response

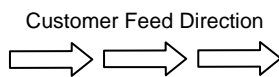


PCB Layout



Packaging and Marking

DIMENSION	UNITS	SPECIFICATION
REEL DIAMETER	mm	330
REEL WEIGHT	kg	3.8
REEL QUANTITY	ea.	250



Product Marking

