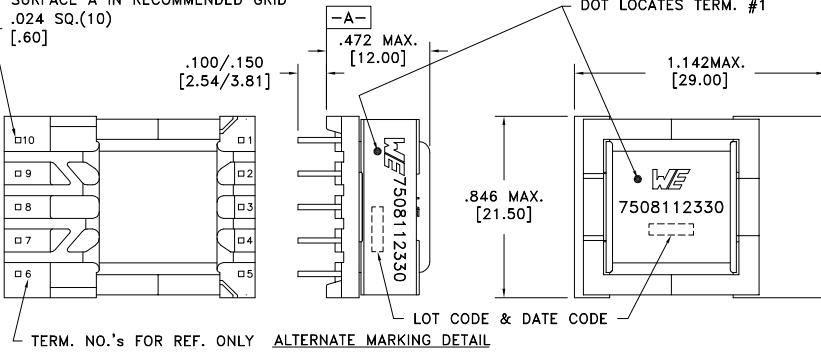


CUSTOMER TERMINAL	RoHS	LEAD(Pb)-FREE
Sn96%, Ag4%	Yes	Yes

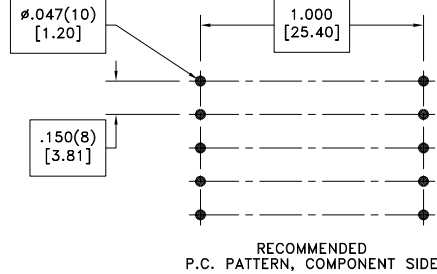
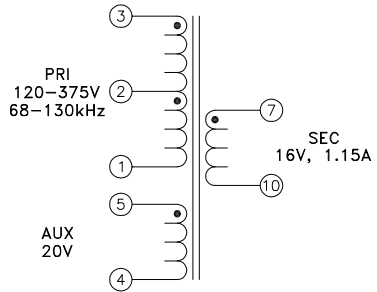
more than you expect



PART MUST INSERT FULLY TO SURFACE A IN RECOMMENDED GRID  
.024 SQ.(10)  
[.60]



TERM. NO.'s FOR REF. ONLY ALTERNATE MARKING DETAIL



ELECTRICAL SPECIFICATIONS @ 25°C unless otherwise noted:

PARAMETER	TEST CONDITIONS	VALUE
D.C. RESISTANCE	1-3 @20°C	1.581 ohms ±10%
D.C. RESISTANCE	4-5 @20°C	0.283 ohms ±10%
D.C. RESISTANCE	7-10 @20°C	0.030 ohms ±20%
INDUCTANCE	1-3 10kHz, 100mVAC, Ls	800uH ±10%
SATURATION CURRENT	20% rolloff from initial	1.4A
LEAKAGE INDUCTANCE	1-3 tie(4+5, 7+10), 100kHz, 100mVAC, Ls	10.1uH typ., 15.1uH max.
DIELECTRIC	1-10 tie(3+4), 4500VAC, 1 second	4500VAC, 1 minute
DIELECTRIC	1-5 625VAC, 1 second	500VAC, 1 minute
TURNS RATIO	(2-1):(3-2)	1:1, ±1%
TURNS RATIO	(3-1):(7-10)	8.333:1, ±1%
TURNS RATIO	(3-1):(5-4)	6.666:1, ±1%

GENERAL SPECIFICATIONS:

OPERATING TEMPERATURE RANGE: -40°C to +125°C including temp rise.

Designed to comply with the following requirements as defined by IEC61558-2-16:  
- Reinforced insulation for a primary circuit at a working voltage of 400VDC.

Wire insulation & RoHS status not affected by wire color.  
Wire insulation color may vary depending on availability.

REV.	DATE	Packaging Specifications Method: Tray PKG-0935 www.we-online.com/midcom		Tolerances unless otherwise specified: Angles: ±1° Fractions: ±1/64 Decimals: ±.005 [ .13 ] Footprint: ±.001 [ .03 ]	DRAWING TITLE <b>TRANSFORMER</b>	PART NO. <b>7508112330</b>
6A	7/13	SEE REVISION SHEET FOR REVISION LEVEL	CONVENTION PLACEMENT	This drawing is dual dimensioned. Dimensions in brackets are in millimeters.	eiSos p/n: 7508112330	SPECIFICATION SHEET 1 OF 1