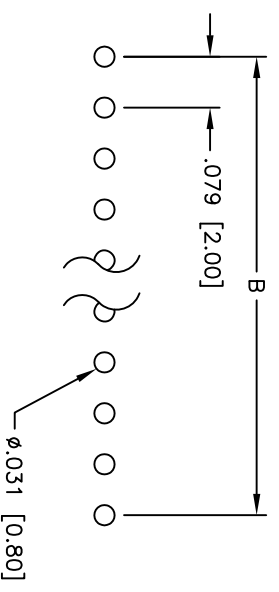
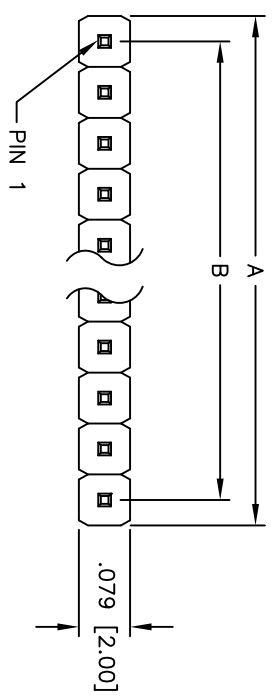
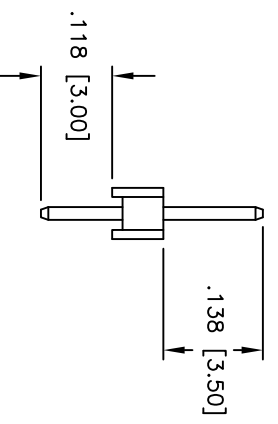
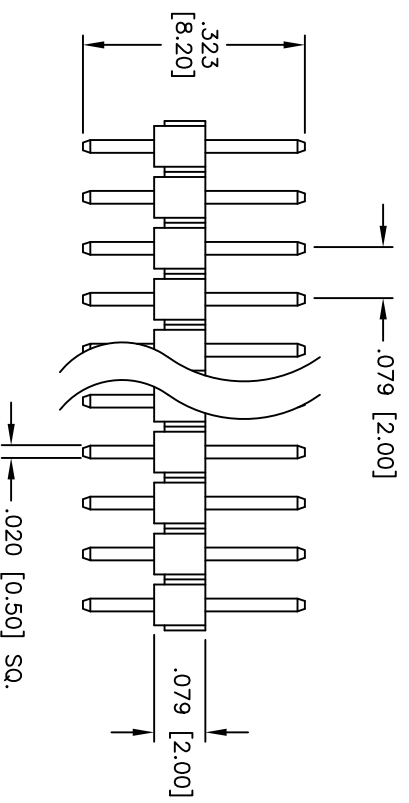


Rev	AWO #	Description	Date	Appr
-		RELEASED	7/22/10	

APPROVED: _____
 DATE: _____ TITLE: _____



RECOMMENDED
PCB LAYOUT



SPECIFICATIONS:

Material: Insulator: PBT, rated UL 94V-0
 Insulator color: Black
 Contacts: Brass
 Plating: 30u" Gold flash over Nickel underplate on contact area, Tin over Copper underplate on tails

Electrical: Operating voltage: 250 VAC max
 Current rating: 1 Amp max
 Contact resistance: 20 mohms max
 Insulation resistance: 5,000 Mohms min @ 500 VDC
 Dielectric withstanding voltage: 500 VAC for 1 minute
 Temperature Rating: Operating temperature: -40°C to +105°C

Environmental: Lead free, RoHS compliant
 Recommended soldering temp: 235°C for 5 seconds

Positions: 1 thru 40
 A = .079 [2.00] x No. of Positions
 B = .079 [2.00] x No. of Spaces

ADAM TECH

909 Rahway Avenue, Union, NJ 07083
 Phone: 908-687-5000 Fax: 908-687-5710

TITLE: .079 [2.00] SINGLE ROW PIN HEADER
 30u" SELECTIVE GOLD PLATED

UNLESS OTHERWISE SPECIFIED ALL DIMENSIONS ARE INCHES [MM] TOLERANCES: EXCEPT AS NOTED		INCHES		HOLDS	
.X	± .10	ØXX	± .10		
.XX	± .020	ØXXX	± .015		
.XXX	± .015	ØXXX	± .010		
APPROVALS		DATE			
DRAWN	AY	7/22/10			
CHECKED	AH	7/22/10			
APPROVED					
SIZE	PART NO.	TITLE		REV.	
X	2PH1-XX-SG-.118/.323-30	.079 [2.00] SINGLE ROW PIN HEADER		-	
REF:	SCALE: NTS	SHEET 1 OF 1			



6 5 4 3 2 1

6 5 4 3 2 1