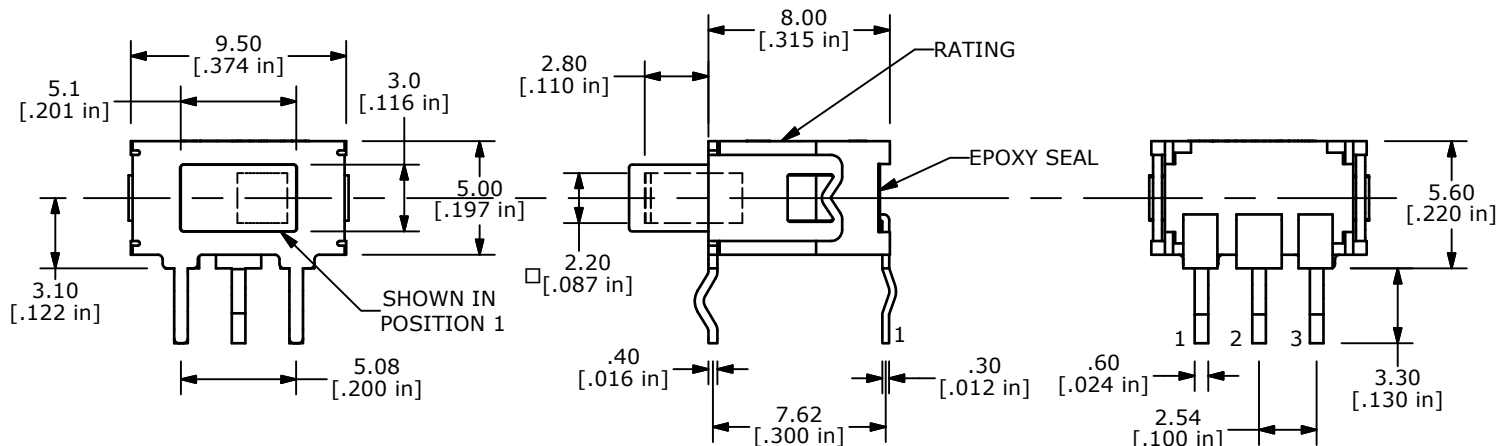
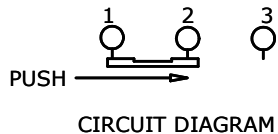



SWITCH FUNCTION	
POS. 1	POS. 3
ON	ON
2-1	2-3



NOTE:

1. ALL DIMENSIONS IN MM [INCH]
2. GENERAL TOLERANCE: X.X=±0.4
X.XX=±0.25
3. TERMINAL NUMBERS FOR REF ONLY
4. RATING: 0.4 VA MAX. @ 20 V (AC OR DC)
5. ELECTRICAL LIFE: 40,000 ACTUATIONS AT FULL LOAD.
6. CONTACT RESISTANCE: <50 mΩ
7. INSULATION RESISTANCE: >500 MEGA Ω @250V DC FOR 1 MINUTE.
8. ACTUATION FORCE: 200 +/-100g
9. DIELECTRIC STRENGTH: 500 VAC
10. OPERATING TEMP.: -20°C to 80°C
11. ▲ DENOTES CRITICAL PARAMETER.
12. TRAVEL: 1.9mm
13. 2002/95/EC (ROHS) COMPLIANT



TITLE 500RSP1S1M6RE

A	20132	RELEASE FOR PRODUCTION	09/06/11	BMA
REV	PCR NO	DESCRIPTION	DATE	BY

SCALE	DATE	DR	DWG	REV
3:1	9/6/2011	BMA	T540001	A

THE INFORMATION CONTAINED IN THIS DOCUMENT IS PROPRIETARY TO E-SWITCH AND IS NOT TO BE COPIED OR TRANSFERRED