

LF Receiver Antenna CAS10D25



Description

- LF receiver antenna for X/Y axis.
- Covered by over-molding.
- Low profile.
- L × W × H: 10.2 × 3.7 × 2.6 mm Max.
- Product weight: 0.22g Ref..
- RoHS compliance.

Environmental Data


- Operating temperature range: -40°C~+125°C
- Storage temperature range: -40°C~+125°C

Packaging

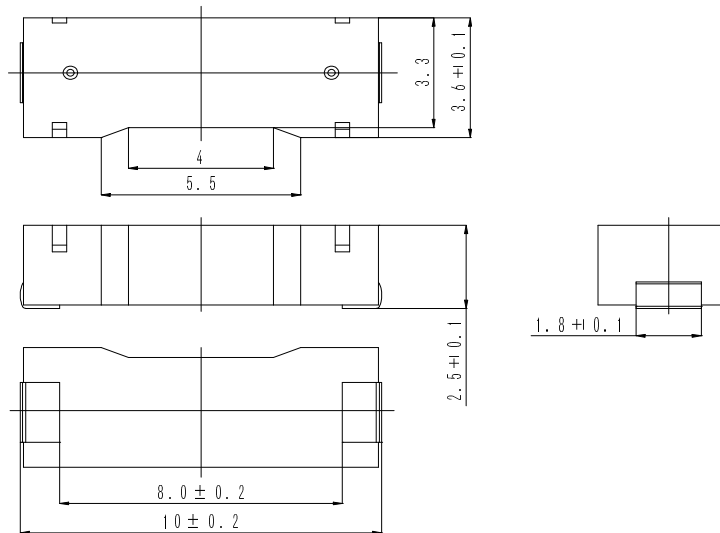
- Carrier Tape and Reel.
- Tape specification according to EIA481.
- 2000pcs/reel.

Applications

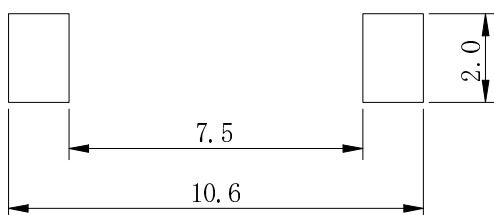
- PEPS, Smart key system.
- Security system.
- TPMS.



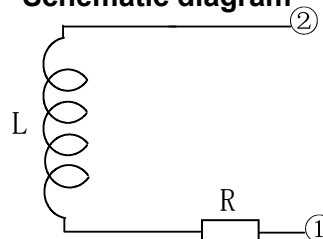
Dimension - [mm]



Suggest PCB layout - [mm]



Schematic diagram



L: Ferrite core coil inductance.
R: Copper resistance.

LF Receiver Antenna CAS10D25



Electrical Characteristics

No.	Part No.	Stamp	Inductance(1-2)		Unloaded Q Min.	SRF Min.(kHz)	DCR Ref.(Ω)
			(mH)	Within(%)			
01	CAS1ØD25-133	133	13.0	±3	38	500	123
02	CAS1ØD25-1Ø3	103	10.6	±3	38	600	108
03	CAS1ØD25-882	882	8.80	±3	35	700	97
04	CAS1ØD25-722	722	7.20	±3	35	700	85
05	CAS1ØD25-592	592	5.90	±3	35	800	61
06	CAS1ØD25-482	482	4.80	±3	35	900	54
07	CAS1ØD25-412	412	4.10	±3	35	1000	49
08	CAS1ØD25-342	342	3.40	±3	32	1100	45
09	CAS1ØD25-282	282	2.87	±3	35	1100	32
10	CAS1ØD25-232	232	2.38	±3	35	1200	28

* Measuring condition: L, Q at 125kHz,1V

* It is possible for different inductance value.

For more information, please browse our website <http://www.sumida.com>

Hong Kong

Tel.+852-2880-6688
FAX.+852-2565-9600

Tokyo

Tel.+81-3-5202-7112
FAX.+81-3-5202-7105

Chicago

Tel.+1-847-545-6700
FAX. +1-847-545-6720

Shanghai

Tel.+86-021-5836-3299
FAX.+86-021-5836-3266

Seoul

Tel.+82-2-6237-0777
FAX.+82-2-6237-0778

Obernzell

Tel.+49-8591-937-0
FAX. +49-8591-937-103

Shenzhen

Tel.+86-755-8291-0228
FAX.+86-755-8291-0338

Singapore

Tel.+65-6296-3388
FAX.+65-6296-3390

Neumarkt

Tel.+49-9181-4509-110
FAX. +49-9181-4509-310

Taipei

Tel.+886-2-8751-2737
FAX.+886-2-8751-2738

San Jose

Tel.+1-408-321-9660
FAX.+1-408-321-9308