

1

2

3

4

5

6

7

A

B

C

D

E

F

G

H

A

B

C

D

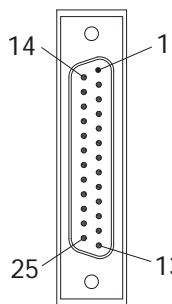
E

F

G

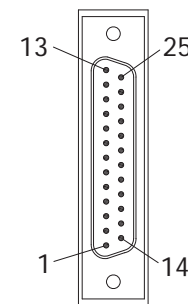
H

P1



3,000MM±50MM

P2



30MM±0.3MM

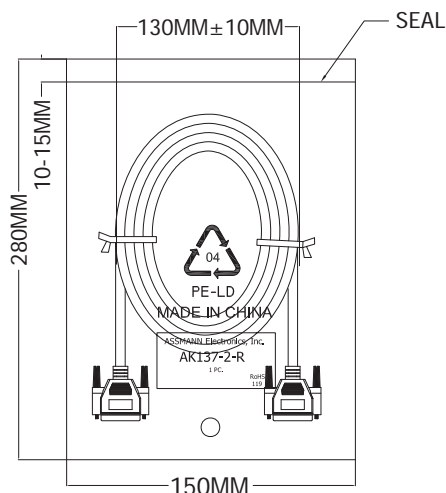
27MM±0.3MM

Material:

- Cable: NOUL 28AWG*25C+D+AL/MY
 - OD: 6.5MM
 - Color: Beige
- Connectors: DB 25 Pin Soder Type
 - Pin G/F
 - Shell: Ni-Plated
 - Insulator Color: Blue
- Inner Jacket: Clear LD-PE
- Outer Jacket: PVC 40P (Beige)
- Screw: #4-40UNC Type, Nickel Plated

Electrical:

- 100% Open short & mis wire test
- Contact Resistance: 5Ω Max.
- Insulation Resistance: 10Ω Min.
- Hi-Pot: 300V DC / 10MS



*Pin Assignment 1:1

Scale	Free				Date	Name	Title	
TOLERANCE					Drawn	14.11.11	Chappell	Serial/Parallel connection cable
X.X	±0.40						25 pin male ↔ 25 pin male, 3 meters	
X.XX	±0.25				Approved		ASSMANN WSW-No.	
X.XXX	±0.15						AK162-3-R	
DIM	TOL						Drawing-No.	
X.°	±3°							rev00
X.X°	±X°						Replace	Sheet
Angle	TOL	Id.	Modification	Date	Name			1/1

Unit: mm



ASSMANN
WSW components

1840 W. Drake Drive, Suite 101 • Tempe, AZ 85283
Toll Free: 1-877-277-6266 • Email: info@assmann.us

1

2

3

4

5

6

7