



EDT302S \ EDT302T \ EDT302YT

SUPERFAST RECOVERY RECTIFIERS

Voltage

200 V

Current

3 A

Features

- Plastic package has Underwriters Laboratory. Flammability Classification 94V-O. Flame Retardant Epoxy Molding Compound.
- Superfast recovery times-epitaxial construction.
- Low forward voltage, high current capability.
- Hermetically sealed.
- Low leakage.
- High surge capability.
- Lead free in compliance with EU RoHS 2011/65/EU directive.
- Green molding compound as per IEC61249 Std..(Halogen Free) (TO-252)


Mechanical Data

- Case: Molded plastic, TO-252, TO-251AB
- Terminals: Solderable per MIL-STD-750, Method 2026
- TO-252 Weight: 0.0104 ounces, 0.297 grams
- TO-251AB Weight: 0.0104 ounces, 0.297 grams
- Marking: Part number

EDT302S TO-252



EDT302T \ EDT302YT TO-251AB



Maximum Ratings ($T_A=25^{\circ}\text{C}$ unless otherwise noted)

PARAMETER	SYMBOL	LIMIT	UNIT
Maximum repetitive peak reverse voltage	V_{RRM}	200	V
Maximum rms voltage	V_{RMS}	140	V
Maximum dc blocking voltage	V_R	200	V
Maximum average forward rectified current	$I_{F(AV)}$	3	A
Peak forward surge current : 8.3ms single half sine-wave superimposed on rated load	I_{FSM}	65	A
Maximum forward voltage at 3A	V_F	0.95	V
Maximum dc reverse current at rated dc blocking voltage	I_R	1	μA
Typical junction capacitance Measured at 1MHZ and applied $V_R=4$ volts.	C_J	50	pF
Operating junction temperature range	T_J	-55 to +150	$^{\circ}\text{C}$
Storage temperature range	T_{STG}	-55 to +150	$^{\circ}\text{C}$



EDT302S \ EDT302T \ EDT302YT

Maximum Ratings ($T_A=25^{\circ}\text{C}$ unless otherwise noted)

PARAMETER		SYMBOL	LIMIT	UNIT
Maximum reverse recovery time	(Note 3)	T_{RR}	25	ns
Typical thermal resistance	TO-252 (Note 1)	$R_{\theta JC}$	14	$^{\circ}\text{C/W}$
	TO-251AB (Note 2)		5	

- Note: 1. Mounted on a FR4 PCB, single-sided copper, with 100cm^2 copper pad area
 2. Device mounted on a infinite heatsink , then measured the center of the marking side.
 3. Reverse Recovery Test Conditions: $I_F=0.5\text{A}$, $I_R=-1\text{A}$, Recover to -0.25A .

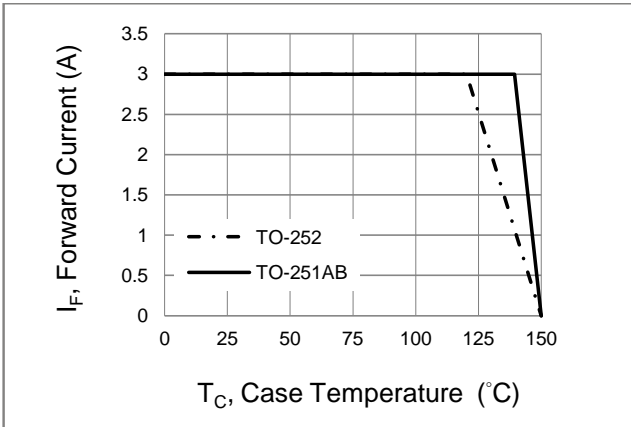


Fig.1 Forward Current Derating Curve

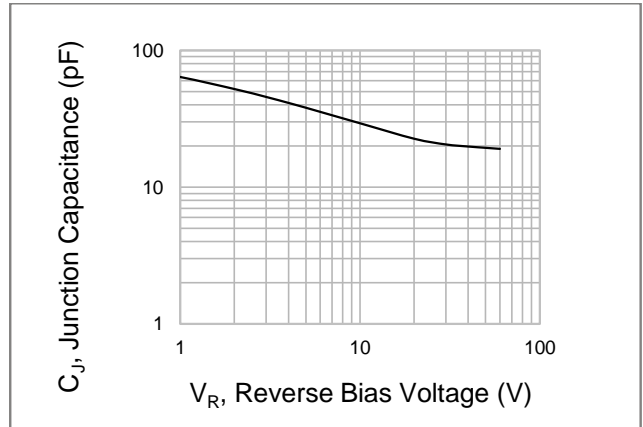


Fig.2 Typical Junction Capacitance

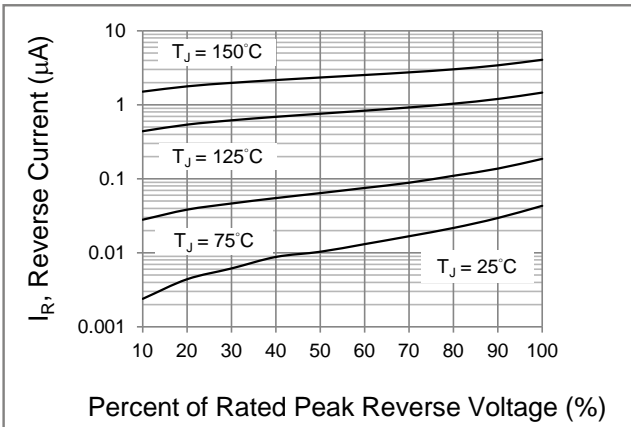


Fig.3 Typical Reverse Characteristics

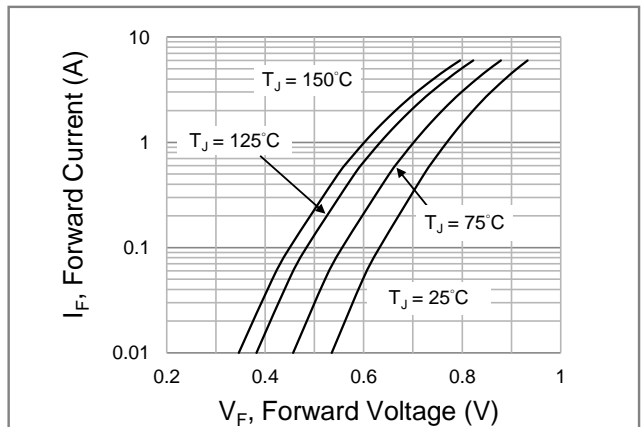


Fig.4 Typical Forward Characteristics

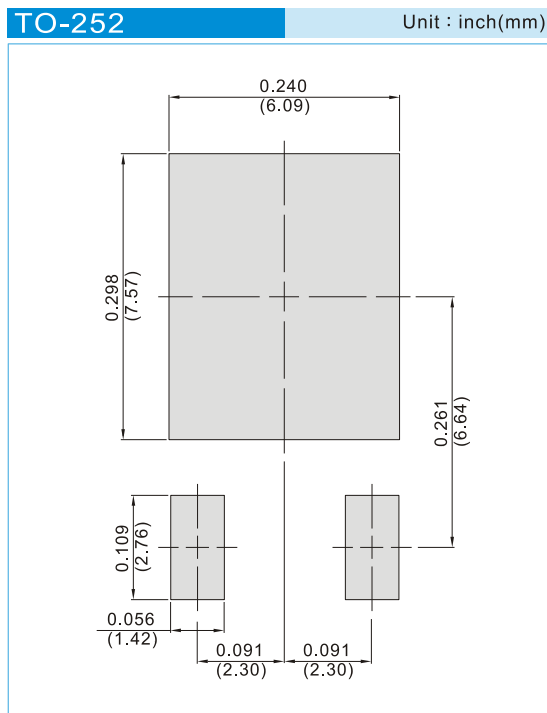


EDT302S \ EDT302T \ EDT302YT

PART NO PACKING CODE VERSION

Part No Packing Code	Package Type	Packing type	Marking	Version
EDT302S_L2_00001	TO-252	3K pcs / 13" reel	EDT302S	Halogen free
EDT302T_T0_10001	TO-251AB	80 pcs / Tube	EDT302T	RoHS
EDT302YT_T0_10001	TO-251AB	80 pcs / Tube	EDT302YT	RoHS

MOUNTING PAD LAYOUT



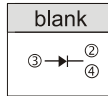
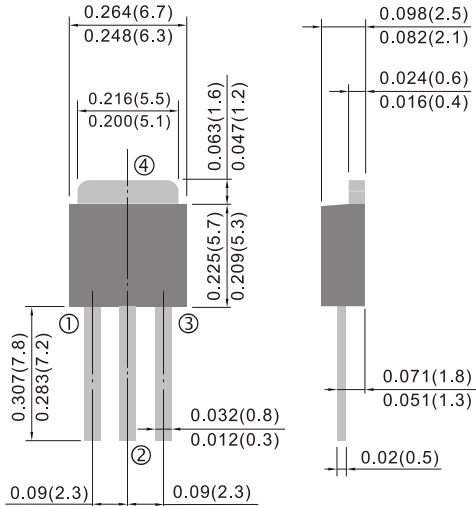


EDT302S \ EDT302T \ EDT302YT

EDT302T

TO-251AB

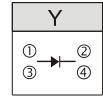
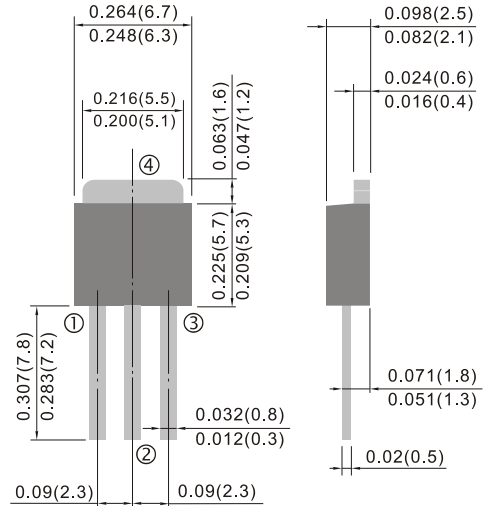
Unit : inch(mm)



EDT302YT

TO-251AB

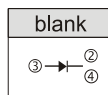
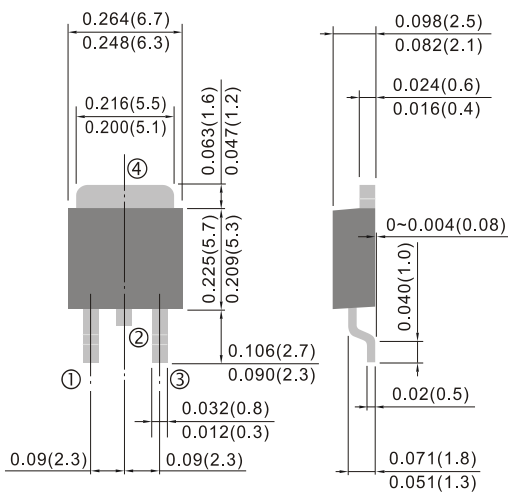
Unit : inch(mm)



EDT302S

TO-252

Unit : inch(mm)





EDT302S \ EDT302T \ EDT302YT

Disclaimer

- Reproducing and modifying information of the document is prohibited without permission from Panjit International Inc..
- Panjit International Inc. reserves the rights to make changes of the content herein the document anytime without notification. Please refer to our website for the latest document.
- Panjit International Inc. disclaims any and all liability arising out of the application or use of any product including damages incidentally and consequentially occurred.
- Panjit International Inc. does not assume any and all implied warranties, including warranties of fitness for particular purpose, non-infringement and merchantability.
- Applications shown on the herein document are examples of standard use and operation. Customers are responsible in comprehending the suitable use in particular applications. Panjit International Inc. makes no representation or warranty that such applications will be suitable for the specified use without further testing or modification.
- The products shown herein are not designed and authorized for equipments requiring high level of reliability or relating to human life and for any applications concerning life-saving or life-sustaining, such as medical instruments, transportation equipment, aerospace machinery et cetera. Customers using or selling these products for use in such applications do so at their own risk and agree to fully indemnify Panjit International Inc. for any damages resulting from such improper use or sale.
- Since Panjit uses lot number as the tracking base, please provide the lot number for tracking when complaining.