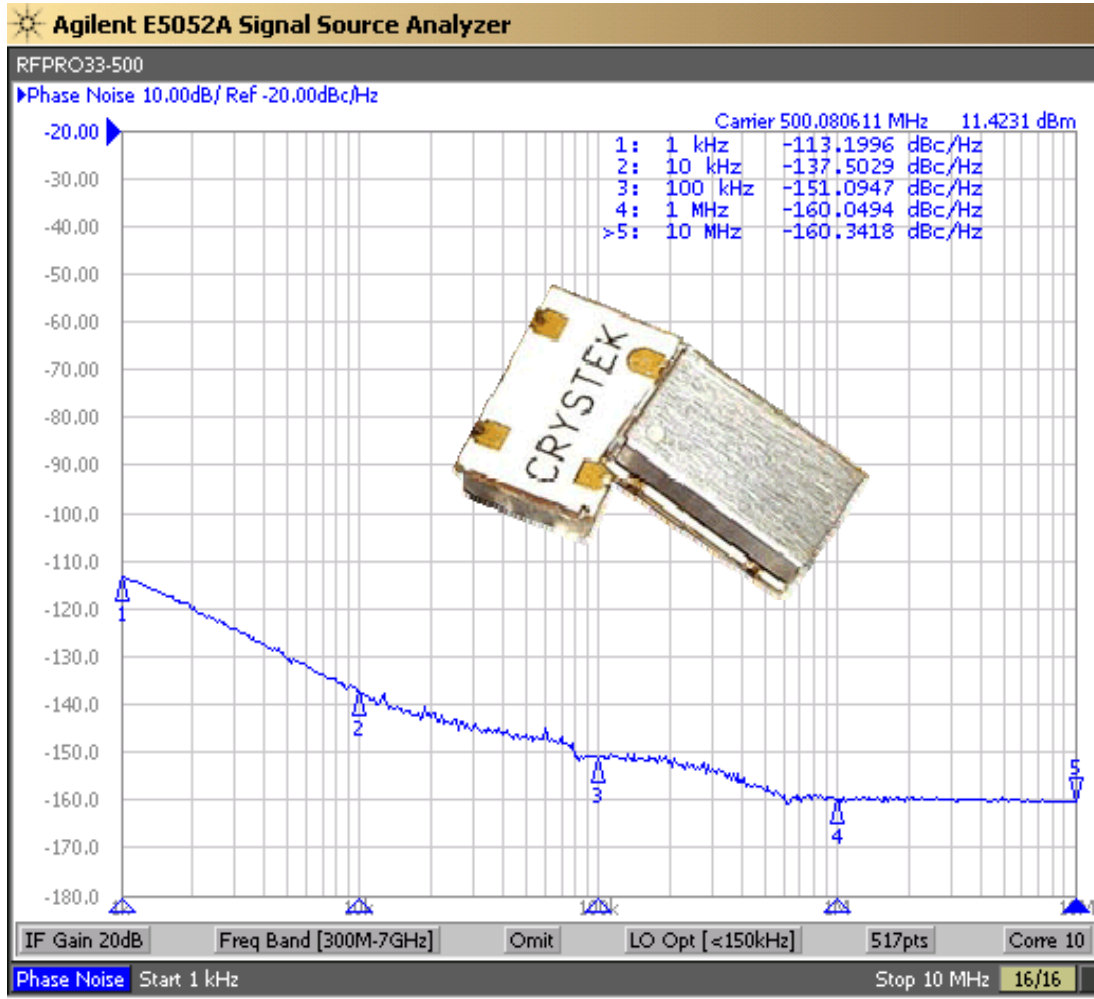


**CCS575S Model**  
**5x7.5 mm SMD, 3.3V, True Sinewave**



**Model CCS575S is a True Sinewave SAW(surface acoustic wave) based Clock Oscillator. It is an ideal choice for applications requiring Low Phase Noise and Jitter source.**

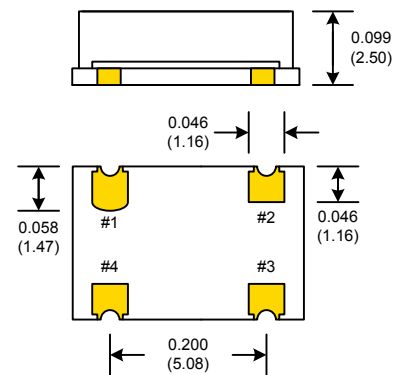
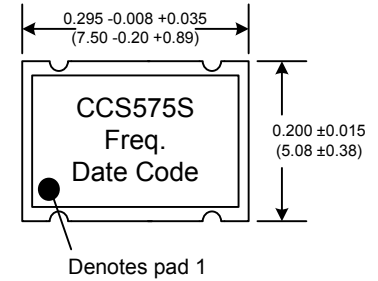
**It is housed in the industry standard 5x7.5x2.5mm SMD package.**

Rev: G  
Date: 17-Feb-2015  
Page 1 of 2

**CCS575S Model**  
**5x7.5 mm SMD, 3.3V, True Sinewave**



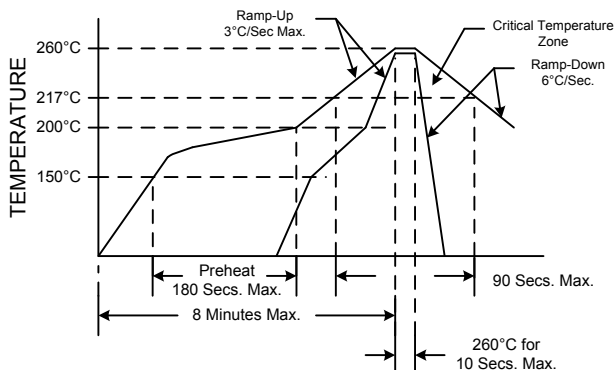
Performance Specification	MIN	TYP	MAX	UNITS
Nominal Frequency: <i>Customer Specified</i>	315		1000	MHz
Frequency Stability:	-150		+125	ppm
Output Phase Noise:				
@1kHz Offset		-113		dBc/Hz
@10kHz Offset		-137		dBc/Hz
@100kHz Offset		-151		dBc/Hz
@1MHz Offset		-160		dBc/Hz
@10MHz Offset		-160		dBc/Hz
Jitter: 12kHz-20MHz			1	pS, RMS
2 <sup>nd</sup> Harmonic		-14	-10	dBc
Sub-Harmonics		none		dBc
Output Power into 50 Ω Load:	+7			dBm
Supply Voltage:	3.15	3.30	3.45	V
Supply Current, I <sub>cc</sub> :		20	25	mA
Start-Up Time:		2	10	mSec
Operating Temperature:	-20		+70	°C
Storage Temperature:	-45		+90	°C



PIN	Connection
1	N/C
2	GND
3	Output
4	V <sub>cc</sub>

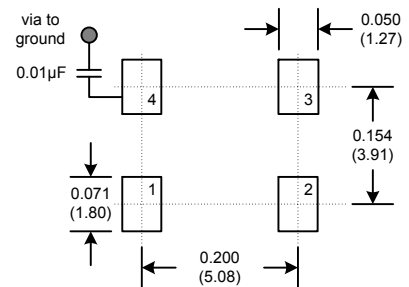
Parameter	Conditions
Mechanical Shock	MIL-STD-883, Method 2002
Mechanical Vibration	MIL-STD-883, Method 2007
Solderability	MIL-STD-883, Method 2003
Resistance to Solvents	MIL-STD-883, Method 2015

**RECOMMENDED REFLOW SOLDERING PROFILE**



NOTE: Reflow Profile with 240°C peak also acceptable.

**SUGGESTED PAD LAYOUT**



Rev: G  
Date: 17-Feb-2015  
Page 2 of 2