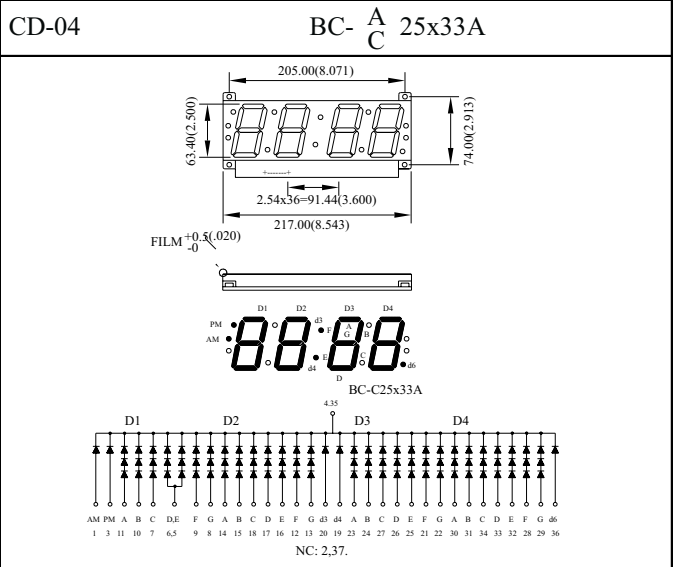
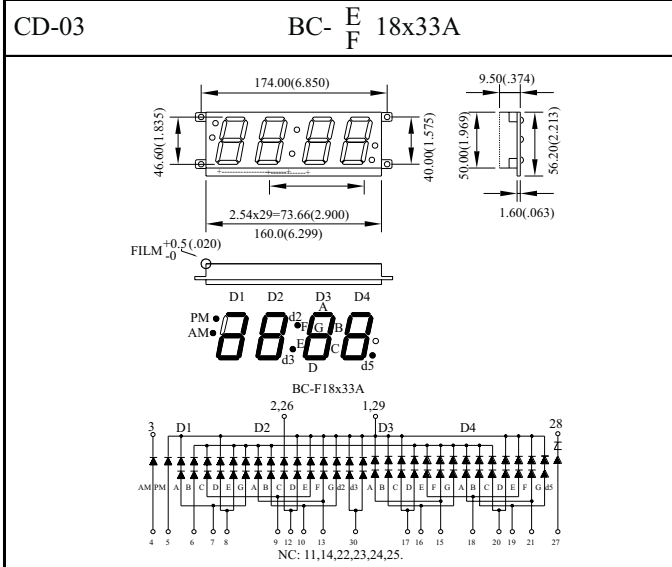
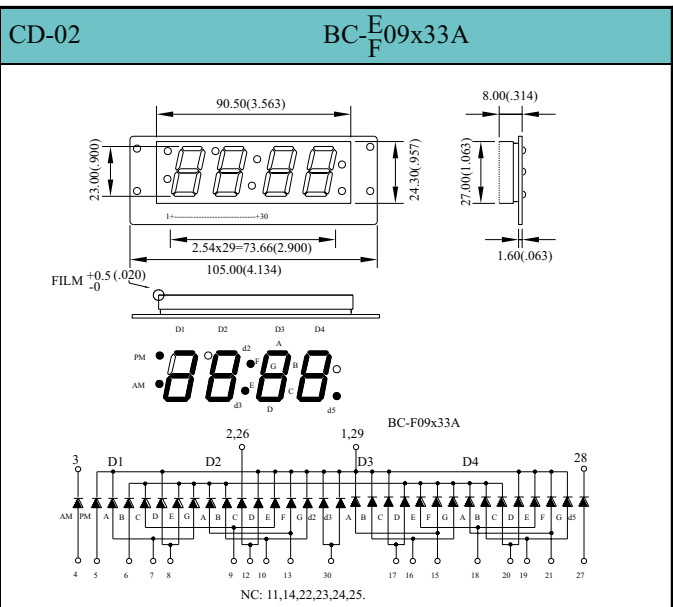
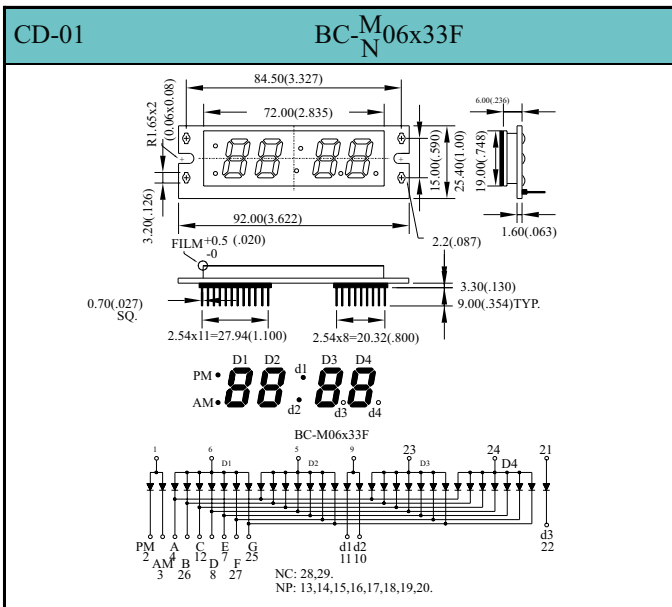




LED CLOCK DISPLAY

Digit Size	Part No.		Chip		Absolute Maximum Ratings				Electro-optical Data(At 10mA)			Drawing No.
	Common Anode	Common Cathode	Material/Emitted Color	Peak Wave Length λ_p (nm)	$\Delta \lambda$ (nm)	Pd (mw)	If (mA)	Ifp (mA)	Vf (v)		Iv. Typ. Per.Seg. (mcd)	
									Typ.	Max.		
0.60" High	BC-M06533F	BC-N06533F	GaP/GaP / Bright Red	700	90	40	15	50	2.0	2.5	1.5	CD-01
	BC-M06433F	BC-N06433F	GaAsP/GaP / Orange	635	45	80	30	150	1.9	2.5	3.5	
	BC-M06233F	BC-N06233F	GaP/GaP / Green	568	30	80	30	150	2.0	2.5	3.5	
0.90" High	BC-E09533A	BC-F09533A	GaP/GaP / Bright Red	700	90	40	15	50	2.0	2.5	1.5	CD-02
	BC-E09433A	BC-F09433A	GaAsP/GaP / Orange	635	45	80	30	150	1.9	2.5	3.5	
	BC-E09233A	BC-F09233A	GaP/GaP / Green	568	30	80	30	150	2.0	2.5	3.5	
1.80" High	BC-E18533A	BC-F18533A	GaP/GaP / Bright Red	700	90	80	15	50	4.0	5.0	2.5	CD-03
	BC-E18433A	BC-F18433A	GaAsP/GaP / Orange	635	45	160	30	150	3.8	5.0	5.0	
	BC-E18233A	BC-F18233A	GaP/GaP / Green	568	30	160	30	150	4.0	5.0	5.0	
2.50" High	BC-A25533A	BC-C25533A	GaP/GaP / Bright Red	700	90	120	15	50	6.0	7.5	3.5	CD-04
	BC-A25433A	BC-C25433A	GaAsP/GaP / Orange	635	45	240	30	150	5.7	7.5	6.0	
	BC-A25233A	BC-C25233A	GaP/GaP / Green	568	30	240	30	150	6.0	7.5	6.0	



NOTES: 1.All Dimensions are in millimeters(inches).
3.Specifications are subject to change without notice.

2.Tolerance is $\pm 0.25\text{mm}(0.010")$.
4.NP:No Pin. 5.NC:No Connect.