

Features

Unregulated Converter

- 1 : 1 Input Range
- 0.25W SIP4 Package
- Efficiency up to 82%
- 1kVDC and 2kVDC Isolation Option
- Operating Temperature from -40°C to +100°C

Description

The RM/E series DC/DC converter has been designed to offer exceptionally high efficiency, low quiescent current and an extended operating temperature range. Uses include battery powered supplies, high efficiency designs or high temperature applications.

Selection Guide

Part Number SMD	Input Voltage (VDC)	Output Voltage (VDC)	Output Current (mA)	Efficiency typ. (%)	Max Capacitive Load ^{(1)**}
RM-3.305S/E*	3.3	5	50	80	1000µF
RM-0505S/E*	5	5	50	82	1000µF
RM-1205S/E*	12	5	50	78	1000µF

Other input and output voltage combinations available on request

*add Suffix „H“ for 2 kVDC Isolation, e.g. RM-3.305S/HE

Specifications (measured at T_A = 25°C, nominal input voltage full load and after warm-up)

Input Voltage Range		±10% max.
Voltage set accuracy	100% Load/nominal Vin	-2% typ. / ±5% max.
Line Regulation	Low Line to High Line @ max. Load	1,2% typ.
Load Regulation	(10% to 100% Load)	4% typ. / 10% max.
Ripple & Noise @ 20MHz BW	RM-3.305S/E	35mVp-p typ. / 60mVp-p max.
	others	35mVp-p typ. / 50mVp-p max.
Efficiency	100% Load	70% min.
Operating Temperature		-40°C to + 100°C
Storage Temperature		-55°C to +125°C
Isolation Voltage	(tested for 1 second)	1000VDC
	(rated for 1 minute**)	500VAC / 60Hz
Isolation Voltage	H-Suffix (tested for 1 second)	2000VDC
	H-Suffix (rated for 1 minute**)	1000VAC / 60 Hz
Isolation Capacitance		75PF max.
Isolation Resistance	Viso = 500V	10 GΩ min.
Humidity		95% max.
Operating Frequency	Vin (nom.)	20kHz min. / 70 kHz max.
Short-Circuit Protection		1 Second
MTBF	Using MIL-HDBK 217F (+100°C)	1352 x 10 ³ hours
	Using MIL-HDBK 217F (+25°C)	4494 x 10 ³ hours
<i>Detailed Information see Application Notes chapter „MTBF“</i>		
Weight		1.4 g

**Any data referred to in this datasheet are of indicative nature and based on our practical experience only. For further details, please refer to our Application Notes.

Notes

Note1: Maximum capacitive load is defined as the capacitive load that will allow start up in under 1second without damage to the converter.

ECONOLINE


DC/DC-Converter

with 3 year Warranty

RECOM

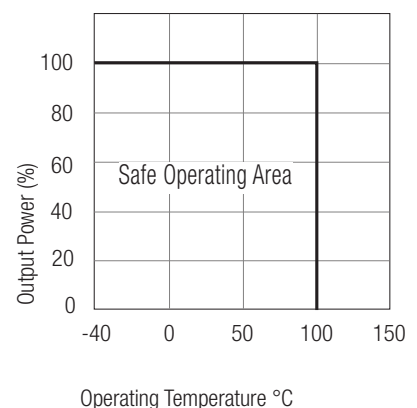
0.25 Watt SIP4

Single Output



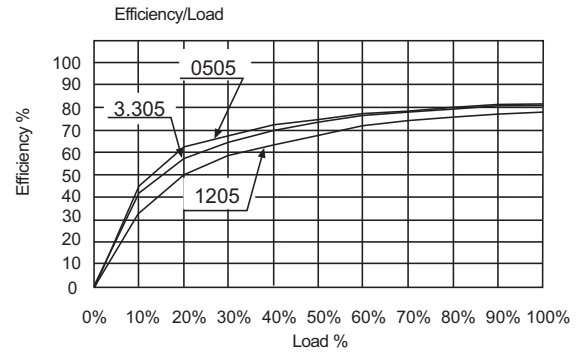
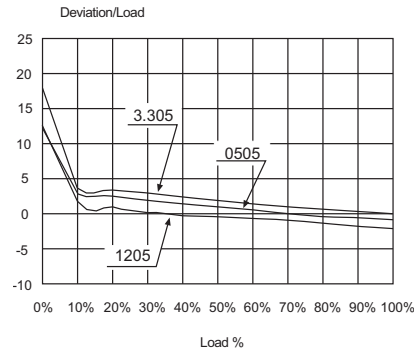
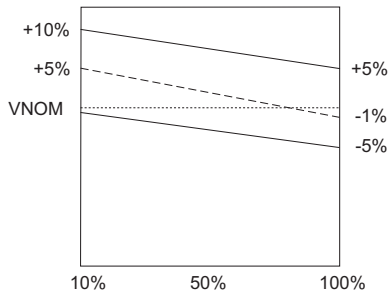
RM/E

Derating-Graph (Ambient Temperature)



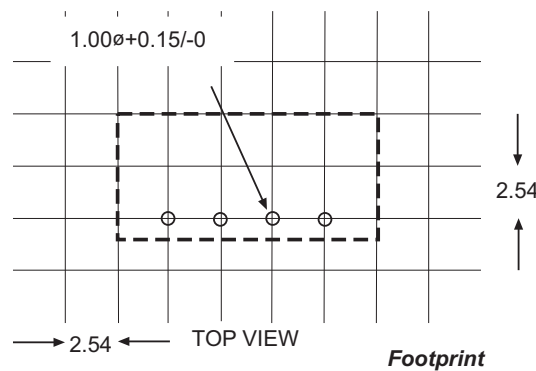
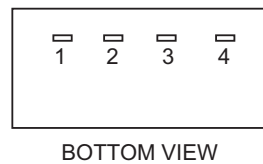
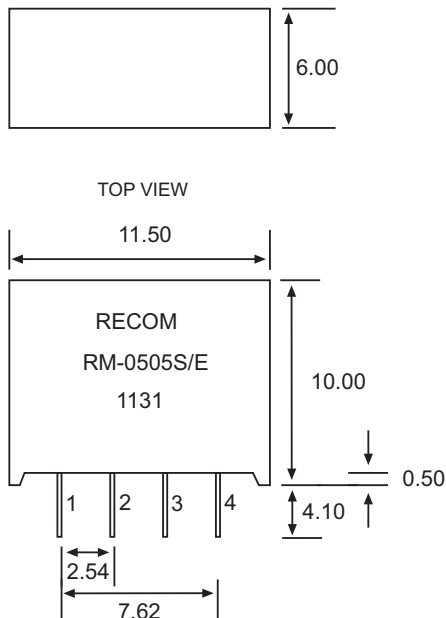
Refer to Application Notes

Typical Characteristics



+Vout and -Vout load current (%)

Package Style and Pinning (mm)



Pin Connections

Pin #	Function
1	-Vin
2	+Vin
3	-Vout
4	+Vout

UNIT: mm
TOL.: ± 0.25 mm